



In following-up, pls. cite DMS ref #

2020-BA-0007195

REPUBLIC OF THE PHILIPPINES
DEPARTMENT OF BUDGET AND MANAGEMENT

GENERAL SOLANO STREET, SAN MIGUEL, MANILA

ACKNOWLEDGEMENT RECEIPT

The **DEPARTMENT OF BUDGET AND MANAGEMENT** hereby acknowledges the receipt of your letter/request which has been uploaded to the DBM-Document Management System and routed to the appropriate office/s with the following information:

Sender: DPWH - PERSONAL DELIVERY

Document Title: DPWH-CO-MRD FAR NO. 4 FOR DECEMBER 2019

Document Reference No: 2020-BA-0007195

Date and Time Uploaded: Wednesday, January 22, 2020 1:58:44 PM

Uploaded By: RECEIVING GLENN MACUNAT

Routed To: BMB-A Christine P. Santos


CC:

Total no of pages received: 1 copy and 8 pages

The determination of the completeness of the documentary requirements submitted, if any, is subject to the evaluation of the technical person in charge.

This receipt is system generated and does not require signature.

Received by:



DOCUMENT
MANAGEMENT
SYSTEM



Republic of the Philippines
DEPARTMENT OF PUBLIC WORKS AND HIGHWAYS
CENTRAL OFFICE
Manila

January 21, 2020

SECRETARY WENDEL E. AVISADO

Department of Budget and Management
Boncodin Hall, Gen. Solano St.
San Miguel, Manila

Attention: Director Maria Grace M. Delos Santos

Officer-in-Charge, Budget and Management Bureau A (BMB-A)

Dear Secretary Avisado:

In compliance with the Joint Circular No. 2019-1 dated January 1, 2019, we are submitting the **Consolidated Monthly Report of Disbursements (MRD) – FAR No. 4** for All Funds for the month of December 2019 as per new prescribed format. The said report was also submitted thru the Unified Reporting System (URS).


Please acknowledge receipt hereof.

Very truly yours,

ARDELIZA R. MEDENILLA, MNSA, CESO I
Undersecretary for Support Services

cc: - Presidential Management Staff (Office of the President)
Malacañang, Manila

8.1.2 FKK/JJC/MZP





CDA 3RD FLOOR

Republic of the Philippines
DEPARTMENT OF PUBLIC WORKS AND HIGHWAYS
CENTRAL OFFICE
Manila

January 21, 2020

COA-DPWH-OSEC

F101/PMO-IRROW

Received by: Manila

Date: 1-22-2020

The Supervising Auditor

Commission on Audit
DPWH Building, Bonifacio Drive
Port Area, Manila

Dear Auditor:

In compliance with Joint Circular No. 2019-1 dated January 1, 2019, we are submitting the **Consolidated Monthly Report of Disbursements (MRD) – FAR No. 4** for All Funds for the month of December 2019 as per new prescribed format. The said report was also submitted thru the Unified Reporting System (URS) of the DBM.

Please acknowledge receipt hereof.

Very truly yours,



ARDELIZA R. MEDENILLA, MNSA, CESO I
Undersecretary for Support Services

8.1.2 FKK/JJC/MZP



Republic of the Philippines
DEPARTMENT OF PUBLIC WORKS AND HIGHWAYS
CENTRAL OFFICE
Manila

January 21, 2020



ASSISTANT COMMISSIONER LOURDES M. CASTILLO

Government Accountancy Sector
Commission on Audit
Commonwealth Avenue, Quezon City

Attention: MR. USMIN P. DIAMEL, DIRECTOR IV
Government Accountancy Office

Dear Assistant Commissioner Castillo:

In compliance with the Joint Circular No. 2019-1 dated January 1, 2019, we are submitting the **Consolidated Monthly Report of Disbursements (MRD) – FAR No. 4** for All Funds for the month of December 2019 as per new prescribed format. The said report was also submitted thru the Unified Reporting System (URS) of the DBM.

Please acknowledge receipt hereof.

Very truly yours,


ARDELIZA R. MEDENILLA, MNSA, CESO I
Undersecretary for Support Services

8.1.2 FKK/JJC/MZP

CONSOLIDATED MONTHLY REPORT OF DISBUR
For the month of December 2019

Department : Department of Public Works and Highways
Agency : National Government
Operating Unit : Central Office
Organization Code (UACS) : 180010100000
Funding Source Code (as clustered) : Fund Cluster 01 (101101/ 101406/ 101407/ 104102)

PARTICULARS	CURRENT YEAR BUDGET					PRIOR YEAR'S ACCOUNTS PAYABLE					PRIOR YEAR'S BUDGET	
	PS	MOOE	Fin. Exp.	CO	TOTAL	PS	MOOE	Fin. Exp.	CO	Sub-Total	PS	MOOE
(1)	(2)	(3)	(4)	(5)	(6=2+3+4+5)	(7)	(8)	(9)	(10)	(11=7+8+9+10)	(12)	(13)
CASH DISBURSEMENTS												
Notice of Cash Allocation (NCA)	149,326,471.81	30,271,372.51	-	1,605,121,757.22	1,784,719,601.54	324,466.09	1,076,137.64	-	1,472,336,686.77	1,473,737,290.50	-	1,816,640.34
MDS Checks Issued	21,412,744.64	656,142.98	-	278,420,506.63	300,489,394.25	-	-	-	367,713,545.51	367,713,545.51	-	11,129.77
Advice to Debit Account	127,913,727.17	29,615,229.53	-	1,326,701,250.59	1,484,230,207.29	324,466.09	1,076,137.64	-	1,104,623,141.26	1,106,023,744.99	-	1,805,510.57
Notice of Transfer Allocations (NTA)					-					-		
MDS Checks Issued					-					-		
Advice to Debit Account					-					-		
Working Fund For FAPs					-					-		
Cash Disbursement Colling (CDC)					-					-		
TOTAL CASH DISBURSEMENTS	149,326,471.81	30,271,372.51	-	1,605,121,757.22	1,784,719,601.54	324,466.09	1,076,137.64	-	1,472,336,686.77	1,473,737,290.50	-	1,816,640.34
NON-CASH DISBURSEMENTS												
Tax Remittance Advices Issued (TRA)	20,515,814.43	1,518,049.28	-	62,316,801.96	84,350,665.67	-	15,798.22	-	61,106,632.50	61,122,430.72	-	36,100.30
Non-Cash Availment Authority (NCAA)					-					-		
Disbursements effected through outright deductions from claims (please specify...)					-					-		
Overpayment of expenses (e.g., personnel benefits)					-					-		
Restitution for loss of government property					-					-		
Liquidated damages and similar claims					-					-		
Others (TEF, BTr Documentary Stamp Tax, etc.)					-					-		
TOTAL NON-CASH DISBURSEMENTS	20,515,814.43	1,518,049.28	-	62,316,801.96	84,350,665.67	-	15,798.22	-	61,106,632.50	61,122,430.72	-	36,100.30
GRAND TOTAL	169,842,286.24	31,789,421.79	-	1,667,438,559.18	1,869,070,267.21	324,466.09	1,091,935.86	-	1,533,443,319.27	1,534,859,721.22	-	1,852,740.64

SUMMARY:

	Previous Report (As of November 2019)	This Month (December 2019)	As of Date
Total Disbursement Authorities Received	309,327,197,016.03	57,778,468,508.14	367,105,665,524.17
NCA	308,687,685,776.00	57,632,729,356.00	366,320,395,132.00
NTA	-	-	-
Working Fund	-	-	-
TRA	639,531,240.03	145,739,152.14	785,270,392.17
CDC	-	-	-
NCAA	-	-	-
Less: Notice of Transfer Allocations (NTA) Issued (adj)	(291,818,653,171.50)	(54,907,125,396.50)	(346,725,778,570.00)
Total Disbursements Authorities Available	17,508,543,844.53	2,871,343,109.64	20,379,886,954.17
Less:			
Lapsed NCA	(3,645,256.36)	(689,750.74)	(4,335,007.10)
Disbursements * (Adj)	(16,694,854,481.16)	(3,699,335,703.28)	(20,394,190,184.44)
Less: Other Non-Cash Disbursements	-	-	-
Disbursements effected through outright deductions from claims	-	-	-
Overpayment of expenses (e.g., personnel benefits)	-	-	-
Restitution for loss of government property	-	-	-
Liquidated damages and similar claims	-	-	-
Others (e.g., TEF, BTr Docs Stamp, etc.)	-	-	-
Add/Less: Adjustments (e.g., cancelled/staled checks)	18,638,237.37	-	18,638,237.37
Balance of Disbursements Authorities as of to date	828,682,344.38	(828,682,344.38)	0.00

Prepared by:

FARHA H. KARIM
Accountant III

Date:

Certified correct by:

MARY ANTOINETTE Z. PUNO
Department Chief Accountant

Date:

Recommending a

Date:

AR'S ACCOUNTS PAYABLE				SUB-TOTAL	TRUST LIABILITIES				TOTAL					REMARKS
Fin. Exp.	CO	Sub-Total	TOTAL		PS	MOOE	CO	TOTAL	PS	MOOE	Fin. Exp.	CO	TOTAL	
(14)	(15)	(16=12+13+14+15)	(17=11+16)	(18=6+17)	(19)	(20)	(21)	22=19+20+21	(23)	(24)	(25)	(26)	(27=23+24+25+26)	(28)
-	293,323,018.76	295,139,659.10	1,768,876,949.60	3,553,596,551.14	-	-	-	-	149,650,937.90	33,164,150.49	-	3,370,781,462.75	3,553,596,551.14	
-	262,482,879.12	262,494,008.89	630,207,554.40	930,696,948.65	-	-	-	-	21,412,744.64	667,272.75	-	908,616,931.26	930,696,948.65	
-	30,840,139.64	32,645,650.21	1,138,669,395.20	2,622,899,602.49	-	-	-	-	128,238,193.26	32,496,877.74	-	2,462,164,531.49	2,622,899,602.49	
-	-	-	-	-	-	-	-	-	-	-	-	-	-	
-	-	-	-	-	-	-	-	-	-	-	-	-	-	
-	-	-	-	-	-	-	-	-	-	-	-	-	-	
-	-	-	-	-	-	-	-	-	-	-	-	-	-	
-	-	-	-	-	-	-	-	-	-	-	-	-	-	
-	293,323,018.76	295,139,659.10	1,768,876,949.60	3,553,596,551.14	-	-	-	-	149,650,937.90	33,164,150.49	-	3,370,781,462.75	3,553,596,551.14	
-	229,955.45	266,055.75	61,388,486.47	145,739,152.14	-	-	-	-	20,515,814.43	1,569,947.80	-	123,653,389.91	145,739,152.14	
-	-	-	-	-	-	-	-	-	-	-	-	-	-	
-	-	-	-	-	-	-	-	-	-	-	-	-	-	
-	-	-	-	-	-	-	-	-	-	-	-	-	-	
-	-	-	-	-	-	-	-	-	-	-	-	-	-	
-	-	-	-	-	-	-	-	-	-	-	-	-	-	
-	229,955.45	266,055.75	61,388,486.47	145,739,152.14	-	-	-	-	20,515,814.43	1,569,947.80	-	123,653,389.91	145,739,152.14	
-	293,552,974.21	295,405,714.85	1,830,265,436.07	3,699,335,703.28	-	-	-	-	170,166,752.33	34,734,098.29	-	3,494,434,852.66	3,699,335,703.28	
-	-	-	-	-	-	-	-	-	-	-	-	-	-	

	Previous Report (As of November 2019)	This Month (December 2019)	As of Date
Total Cash Disbursement Program	308,687,665,776.00	57,632,729,356.00	366,320,395,132.00
Less: Actual Cash Disbursements	(16,149,109,835.15)	(3,553,596,551.14)	(19,702,706,386.29)
	292,538,555,940.85	54,079,132,804.86	346,617,688,745.71
Less: Notice of Transfer Allocations (NTA) Issued			(346,725,778,570.00)
(Over)/Under Spending			(108,089,824.29)

Approval by:


GENEVIEWE E. SUARESMA
 OIC/Office of the Director, Finance Service

Approved by:


ARDELIZA R. MEDENILLA, MNSA, CESO I
 Undersecretary for Support Services

Date:

CONSOLIDATED MONTHLY REPORT OF
For the month of December

Department : Department of Public Works and Highways
Agency : National Government
Operating Unit : Central Office
Organization Code (UACS) : 180010100000
Funding Source Code (as clustered) : Fund Cluster 02 (101151/ 101152/ 101163/ 101167/ 101168)

PARTICULARS	CURRENT YEAR BUDGET					PRIOR YEAR'S ACCOUNTS PAYABLE					PRIOR YEAR'S BUDGET	
	PS	MOOE	Fin. Exp.	CO	TOTAL	PS	MOOE	Fin. Exp.	CO	Sub-Total	PS	M
(1)	(2)	(3)	(4)	(5)	(6=2+3+4+5)	(7)	(8)	(9)	(10)	(11=7+8+9+10)	(12)	(13)
CASH DISBURSEMENTS												
Notice of Cash Allocation (NCA)	-	-	-	87,635,554.99	87,635,554.99	-	-	-	236,683,940.31	236,683,940.31	-	
MDS Checks Issued	-	-	-	12,168,840.17	12,168,840.17	-	-	-	2,676,309.22	2,676,309.22	-	
Advice to Debit Account	-	-	-	75,466,714.82	75,466,714.82	-	-	-	234,007,631.09	234,007,631.09	-	
Notice of Transfer Allocations (NTA)	-	-	-	-	-	-	-	-	-	-	-	
MDS Checks Issued	-	-	-	-	-	-	-	-	-	-	-	
Advice to Debit Account	-	-	-	-	-	-	-	-	-	-	-	
Working Fund For FAPs	-	-	-	422,383.50	422,383.50	-	-	-	1,346,748.81	1,346,748.81	-	
Cash Disbursement Ceiling (CDC)	-	-	-	-	-	-	-	-	-	-	-	
TOTAL CASH DISBURSEMENTS	-	-	-	88,057,938.49	88,057,938.49	-	-	-	238,030,689.12	238,030,689.12	-	
NON-CASH DISBURSEMENTS												
Tax Remittance Advices Issued (TRA)	-	-	-	4,020,219.46	4,020,219.46	-	-	-	35,888,975.58	35,888,975.58	-	
Non-Cash Availment Authority (NCAA)	-	-	-	268,730,605.77	268,730,605.77	-	-	-	313,282,045.99	313,282,045.99	-	
Disbursements effected through outright deductions from claims (please specify...)	-	-	-	-	-	-	-	-	-	-	-	
Overpayment of expenses (e.g., personnel benefits)	-	-	-	-	-	-	-	-	-	-	-	
Restitution for loss of government property	-	-	-	-	-	-	-	-	-	-	-	
Liquidated damages and similar claims	-	-	-	-	-	-	-	-	-	-	-	
Others (TEF, BTr Documentary Stamp Tax, etc.)	-	-	-	-	-	-	-	-	-	-	-	
TOTAL NON-CASH DISBURSEMENTS	-	-	-	272,750,825.23	272,750,825.23	-	-	-	349,171,021.57	349,171,021.57	-	
GRAND TOTAL	-	-	-	360,808,763.72	360,808,763.72	-	-	-	587,201,710.69	587,201,710.69	-	

SUMMARY:

	Previous Report (As of November 2019)	This Month (December 2019)	As of Date
Total Disbursement Authorities Received	13,053,827,782.69	915,083,169.86	13,968,910,952.55
NCA	4,603,773,265.00	292,354,000.00	4,896,127,265.00
NTA	-	-	-
Working Fund	394,344,685.18	-	394,344,685.18
TRA	629,468,756.38	40,716,518.10	670,185,274.48
CDC	-	-	-
NCAA	7,426,241,076.13	582,012,651.76	8,008,253,727.89
Less: Notice of Transfer Allocations (NTA) Issued	(253,960,167.00)	(68,981,089.57)	(322,941,256.57)
Total Disbursements Authorities Available	12,799,867,615.69	846,102,080.29	13,645,969,695.98
Less:			
Lapsed NCA	(22,544,863.68)	(633,616,099.43)	(656,160,963.11)
Disbursements *	(11,831,628,680.48)	(982,737,226.98)	(12,814,365,907.46)
Less: Other Non-Cash Disbursements			
Disbursements effected through outright deductions from claims	-	-	-
Overpayment of expenses (e.g., personnel benefits)	-	-	-
Restitution for loss of government property	-	-	-
Liquidated damages and similar claims	-	-	-
Others (e.g., TEF, BTr Docs Stamp, etc.)	-	-	-
Add/Less: Adjustments (e.g., cancelled/staled checks)	100,585,900.59	-	100,585,900.59
Balance of Disbursements Authorities as of to date	1,046,279,972.12	(770,251,246.12)	276,028,726.00

Prepared by:


APRIL ROSE S. LATORRE
Accountant II

Date:

Certified correct by:


MARY ANTOINETTE Z. PUNO
Department Chief Accountant

Date:

Recomm

Date:

CURRENT YEAR'S ACCOUNTS PAYABLE					SUB-TOTAL	TRUST LIABILITIES				TOTAL					REMARKS
DOE	Fin. Exp.	CO	Sub-Total	TOTAL		PS	MOOE	CO	TOTAL	PS	MOOE	Fin. Exp.	CO	TOTAL	
(3)	(14)	(15)	(16=12+13+14+15)	(17=11+16)	(18=6+17)	(19)	(20)	(21)	(22=19+20+21)	(23)	(24)	(25)	(26)	(27=23+24+25+26)	(28)
-	-	33,919,429.51	33,919,429.51	270,603,369.82	358,238,924.81	-	-	-	-	-	-	-	358,238,924.81	358,238,924.81	
-	-	13,362,558.19	13,362,558.19	16,038,867.41	28,207,707.58	-	-	-	-	-	-	-	28,207,707.58	28,207,707.58	
-	-	20,556,871.32	20,556,871.32	254,564,502.41	330,031,217.23	-	-	-	-	-	-	-	330,031,217.23	330,031,217.23	
-	-	-	-	-	-	-	-	-	-	-	-	-	-	-	
-	-	-	-	-	-	-	-	-	-	-	-	-	-	-	
-	-	-	-	1,346,748.81	1,769,132.31	-	-	-	-	-	-	-	1,769,132.31	1,769,132.31	
-	-	-	-	-	-	-	-	-	-	-	-	-	-	-	
-	-	33,919,429.51	33,919,429.51	271,950,118.63	360,008,057.12	-	-	-	-	-	-	-	360,008,057.12	360,008,057.12	
-	-	807,323.06	807,323.06	36,696,298.64	40,716,518.10	-	-	-	-	-	-	-	40,716,518.10	40,716,518.10	
-	-	-	-	313,282,045.99	582,012,651.76	-	-	-	-	-	-	-	582,012,651.76	582,012,651.76	
-	-	-	-	-	-	-	-	-	-	-	-	-	-	-	
-	-	-	-	-	-	-	-	-	-	-	-	-	-	-	
-	-	-	-	-	-	-	-	-	-	-	-	-	-	-	
-	-	807,323.06	807,323.06	349,978,344.63	622,729,169.86	-	-	-	-	-	-	-	622,729,169.86	622,729,169.86	
-	-	34,726,752.57	34,726,752.57	621,928,463.26	982,737,226.98	-	-	-	-	-	-	-	982,737,226.98	982,737,226.98	
-	-	-	-	-	-	-	-	-	-	-	-	-	-	-	

	Previous Report (As of November 2019)	This Month (December 2019)	As of Date
Total Disbursements Program	12,799,867,615.69	846,102,080.29	13,645,969,695.98
Less: Actual Disbursements	(11,731,023,609.45)	(982,737,226.98)	(12,713,760,836.43)
	1,068,844,006.24	(136,635,146.69)	932,208,859.55

Pending approval by:

GENEVIENE E. CUPRESMA

OIC - Office of the Director, Finance Service

Approved by:

ARDELIZA R. MEDENILLA, MNSA, CESO I

Undersecretary for Support Services

Date:

Department : Department of Public Works and Highways
Agency : National Government
Operating Unit : Central Office
Organization Code (UACS) : 180010100000
Funding Source Code (as clustered) : Fund Cluster 03 (F104358, F104359 & 104360)
(e.g. Old Fund Code: 101, 102, 151)

PARTICULARS	CURRENT YEAR BUDGET					PRIOR YEAR'S ACCOUNTS PAYABLE					PRIOR YEAR
	PS	MOOE	Fin. Exp.	CO	TOTAL	PS	MOOE	Fin. Exp.	CO	Sub-Total	PS
(1)	(2)	(3)	(4)	(5)	(6=2+3+4+5)	(7)	(8)	(9)	(10)	(11=7+8+9+10)	(12)
CASH DISBURSEMENTS											
Notice of Cash Allocation (NCA)	-	-	-	-	-	-	-	-	48,645,102.80	48,645,102.80	-
MDS Checks Issued											
Advice to Debit Account									48,645,102.80	48,645,102.80	
Notice of Transfer Allocations (NTA)	-	-	-	-	-	-	-	-			
MDS Checks Issued											
Advice to Debit Account											
Working Fund For FAPs											
Cash Disbursement Ceiling (CDC)											
TOTAL CASH DISBURSEMENTS	-	-	-	-	-	-	-	-	48,645,102.80	48,645,102.80	
NON-CASH DISBURSEMENTS											
Tax Remittance Advices Issued (TRA)									4,450,171.36	4,450,171.36	
Non-Cash Availment Authority (NCAA)											
Disbursements effected through outright deductions from claims (please specify...)	-	-	-	-	-	-	-	-			
Overpayment of expenses (e.g., personnel benefits)											
Restitution for loss of government property											
Liquidated damages and similar claims											
Others (TEF, BTr Documentary Stamp Tax, etc.)											
TOTAL NON-CASH DISBURSEMENTS	-	-	-	-	-	-	-	-	4,450,171.36	4,450,171.36	
GRAND TOTAL	-	-	-	-	-	-	-	-	53,095,274.16	53,095,274.16	

SUMMARY:

	Previous Report As of November 2019	This Month December 2019	As of Date
Total Disbursement Authorities Received	2,715,966,541.21	4,450,171.36	2,720,416,712.57
NCA	2,684,133,703.00	-	2,684,133,703.00
NTA			-
Working Fund			-
TRA	31,832,838.21	4,450,171.36	36,283,009.57
CDC			-
NCAA			-
Less: Notice of Transfer Allocations (NTA) Issued	(1,486,261,775.83)	(107,614,122.05)	(1,593,875,897.88)
Total Disbursements Authorities Available	1,229,704,765.38	(103,163,950.69)	1,126,540,814.69
Less:			
Lapsed NCA	(270,649,839.64)	(644,633.41)	(271,294,473.05)
Disbursements *	(802,151,067.48)	(53,095,274.16)	(855,246,341.64)
Less: Other Non-Cash Disbursements			
Disbursements effected through outright deductions from claims	-	-	-
Overpayment of expenses (e.g., personnel benefits)			-
Restitution for loss of government property			-
Liquidated damages and similar claims			-
Others (e.g., TEF, BTr Docs Stamp, etc.)			-
Add/Less: Adjustments (i.e.g., cancelled/staled checks)			-
Balance of Disbursements Authorities as of to date	156,903,858.26	(156,903,858.26)	0.00

Prepared by:

JACQUELINE TOLENTINO
Accountant II

Date:

Certified correct by:

MARY ANTOINETTE Z. PUNO
Department Chief Accountant

Date:

Y REPORT OF DISBURSEMENTS
of December 2019

FAR No. 4

R'S BUDGET																
CURRENT YEAR'S ACCOUNTS PAYABLE							TRUST LIABILITIES									
MOOE	Fin. Exp.	CO	Sub-Total	TOTAL	SUB-TOTAL		PS	MOOE	CO	TOTAL	PS	MOOE	Fin. Exp.	CO	TOTAL	REMARKS
(13)	(14)	(15)	(16=12+13+14+15)	(17=11+16)	(18=6+17)		(19)	(20)	(21)	22=19+20+21	(23)	(24)	(25)	(26)	(27=23+24+25+26)	(28)
-	-	-	-	48,645,102.80	48,645,102.80	-	-	-	-	-	-	-	-	48,645,102.80	48,645,102.80	
-	-	-	-	48,645,102.80	48,645,102.80	-	-	-	-	-	-	-	-	48,645,102.80	48,645,102.80	
-	-	-	-	-	-	-	-	-	-	-	-	-	-	-	-	
-	-	-	-	-	-	-	-	-	-	-	-	-	-	-	-	
-	-	-	-	-	-	-	-	-	-	-	-	-	-	-	-	
-	-	-	-	48,645,102.80	48,645,102.80	-	-	-	-	-	-	-	-	-	-	
-	-	-	-	4,450,171.36	4,450,171.36	-	-	-	-	-	-	-	-	4,450,171.36	4,450,171.36	
-	-	-	-	-	-	-	-	-	-	-	-	-	-	-	-	
-	-	-	-	-	-	-	-	-	-	-	-	-	-	-	-	
-	-	-	-	-	-	-	-	-	-	-	-	-	-	-	-	
-	-	-	-	4,450,171.36	4,450,171.36	-	-	-	-	-	-	-	-	-	-	
-	-	-	-	-	-	-	-	-	-	-	-	-	-	-	-	
-	-	-	-	53,095,274.16	53,095,274.16	-	-	-	-	-	-	-	-	4,450,171.36	4,450,171.36	
-	-	-	-	-	-	-	-	-	-	-	-	-	-	53,095,274.16	53,095,274.16	

Total Disbursement Program
Less: Actual Disbursements

Previous Report As of November 2019	This Month December 2019	As of Date
1,197,871,927.17 (770,318,229.27)	(107,614,122.05) (48,645,102.80)	1,090,257,805.12 (818,963,332.07)
427,553,697.90	(156,259,224.85)	271,294,473.05

Recommending approval by:

Date:

GENEVE E. DUNRESMA
Dir. Office of the Director, Finance Service

Approved by:

Date:

ARDELIZA R. MEDENILLA, MNSA, CESO I
Undersecretary for Support Services

CONSOLIDATED MONTHLY REPORT OF DISBURSEMENTS
For the month of December 2019

Department : Department of Public Works and Highways
Agency : National Government
Operating Unit : Central Office
Organization Code (UACS) : 180010100000
Funding Source Code (as clustered) : Fund Cluster 04 (104163/104167)

PARTICULARS	CURRENT YEAR BUDGET					PRIOR YEAR'S ACCOUNTS PAYABLE					PRIOR YEAR'S BUDGET		
	PS	MOOE	Fin. Exp.	CO	TOTAL	PS	MOOE	Fin. Exp.	CO	Sub-Total	PS	MOOE	
(1)	(2)	(3)	(4)	(5)	(6=2+3+4+5)	(7)	(8)	(9)	(10)	(11=7+8+9+10)	(12)	(13)	(14)
CASH DISBURSEMENTS													
Notice of Cash Allocation (NCA)	-	-	-	-	-	-	-	-	-	-	-	-	-
MDS Checks Issued	-	-	-	-	-	-	-	-	-	-	-	-	-
Advice to Debit Account	-	-	-	-	-	-	-	-	-	-	-	-	-
Notice of Transfer Allocations (NTA)	-	-	-	-	-	-	-	-	-	-	-	-	-
MDS Checks Issued	-	-	-	-	-	-	-	-	-	-	-	-	-
Advice to Debit Account	-	-	-	-	-	-	-	-	-	-	-	-	-
Working Fund For FAPs	-	-	-	-	-	-	-	-	-	-	-	-	-
Cash Disbursement Ceiling (CDC)	-	-	-	-	-	-	-	-	-	-	-	-	-
TOTAL CASH DISBURSEMENTS	-	-	-	-	-	-	-	-	-	-	-	-	-
NON-CASH DISBURSEMENTS													
Tax Remittance Advices Issued (TRA)	-	-	-	-	-	-	-	-	-	-	-	-	-
Non-Cash Availment Authority (NCAA)	-	-	-	-	-	-	-	-	-	-	-	-	-
Disbursements effected through outright deductions from claims (please specify...)	-	-	-	-	-	-	-	-	-	-	-	-	-
Overpayment of expenses (e.g., personnel benefits)	-	-	-	-	-	-	-	-	-	-	-	-	-
Restitution for loss of government property	-	-	-	-	-	-	-	-	-	-	-	-	-
Liquidated damages and similar claims	-	-	-	-	-	-	-	-	-	-	-	-	-
Others (TEF, BTr Documentary Stamp Tax, etc.)	-	-	-	-	-	-	-	-	-	-	-	-	-
TOTAL NON-CASH DISBURSEMENTS	-	-	-	-	-	-	-	-	-	-	-	-	-
GRAND TOTAL	-	-	-	-	-	-	-	-	-	-	-	-	-

SUMMARY:

	Previous Report (As of November 2019)	This Month (December 2019)	As of Date
Total Disbursement Authorities Received	1,044,135,669.45	-	1,044,135,669.45
NCA	-	-	-
NTA	-	-	-
Working Fund	1,028,517,829.89	-	1,028,517,829.89
TRA	6,045,676.80	-	6,045,676.80
CDC	-	-	-
NCAA	9,572,162.76	-	9,572,162.76
Less: Notice of Transfer Allocations (NTA) Issued	-	-	-
Total Disbursements Authorities Available	1,044,135,669.45	-	1,044,135,669.45
Less:			
Lapsed NCA Disbursements *	(125,871,530.00)	-	(125,871,530.00)
Less: Other Non-Cash Disbursements	-	-	-
Disbursements effected through outright deductions from claims	-	-	-
Overpayment of expenses (e.g., personnel benefits)	-	-	-
Restitution for loss of government property	-	-	-
Liquidated damages and similar claims	-	-	-
Others (e.g., TEF, BTr Docs Stamp, etc.)	-	-	-
Add/Less: Adjustments (e.g., cancelled/staled checks)	-	-	-
Balance of Disbursements Authorities as of to date	918,264,139.45	-	918,264,139.45

Prepared by:


APRIL ROSE S. LATORRE
Accountant II

Date:

Certified correct by:


MARY ANTOINETTE Z. PUNO
Department Chief Accountant

Date:

Recommending approval:

Date:

	Previous Report (As of November 2019)	This Month (December 2019)	As of Date
Total Disbursements Program	1,044,135,669.45	-	1,044,135,669.45
Less: Actual Disbursements	(125,871,530.00)	-	(125,871,530.00)
	<u>918,264,139.45</u>	<u>-</u>	<u>918,264,139.45</u>

GENEVIEVE E. CUARESMA
OIC - Office of the Director, Finance Service

ARDELIZA R. MEDENILLA, MNSA, CESO/
Undersecretary for Support Services

Date:

Department : Department of Public Works and Highways
Agency : National Government
Operating Unit : Central Office
Organization Code (UACS) : 180010100000
Funding Source Code (as clustered) : Fund Cluster 07 (308601)

PARTICULARS	CURRENT YEAR BUDGET					PRIOR YEAR'S ACCOUNTS PAYABLE					PRIOR YEAR'S BU
	PS	MOOE	Fin. Exp.	CO	TOTAL	PS	MOOE	Fin. Exp.	CO	Sub-Total	PS
(1)	(2)	(3)	(4)	(5)	(6=2+3+4+5)	(7)	(8)	(9)	(10)	(11=7+8+9+10)	(12)
CASH DISBURSEMENTS											
Notice of Cash Allocation (NCA)	-	-	-	-	-	-	-	-	-	-	-
MDS Checks Issued					-					-	
Advice to Debit Account					-					-	
Notice of Transfer Allocations (NTA)	-	-	-	-	-	-	-	-	-	-	-
MDS Checks Issued					-					-	
Advice to Debit Account					-					-	
Working Fund For FAPs					-					-	
Cash Disbursement Ceiling (CDC)					-					-	
TOTAL CASH DISBURSEMENTS	-	-	-	-	-	-	-	-	-	-	-
NON-CASH DISBURSEMENTS											
Tax Remittance Advices Issued (TRA)					-					-	
Non-Cash Availment Authority (NCAA)					-					-	
Disbursements effected through outright deductions from claims (please specify...)	-	-	-	-	-	-	-	-	-	-	-
Overpayment of expenses (e.g., personnel benefits)					-					-	
Restitution for loss of government property					-					-	
Liquidated damages and similar claims					-					-	
Others (TEF, BTr Documentary Stamp Tax, etc.)					-					-	
TOTAL NON-CASH DISBURSEMENTS	-	-	-	-	-	-	-	-	-	-	-
GRAND TOTAL	-	-	-	-	-	-	-	-	-	-	-

SUMMARY:

	Previous Report (November 2019)	This Month (December 2019)	As of Date
Total Disbursement Authorities Received			
NCA	4,600,050,000.00	100,000,000.00	4,700,050,000.00
NTA	4,600,050,000.00	100,000,000.00	4,700,050,000.00
Working Fund			-
TRA			-
CDC			-
NCAA			-
Less: Notice of Transfer Allocations (NTA) Issued	(3,286,499,524.66)	(103,926,864.17)	(3,390,426,388.83)
Total Disbursements Authorities Available	1,313,550,475.34	(3,926,864.17)	1,309,623,611.17
Less:			
Lapsed NCA		(343,879.81)	(343,879.81)
Disbursements *	(1,309,279,731.36)	-	(1,309,279,731.36)
Less: Other Non-Cash Disbursements			
Disbursements effected through outright deductions from claims	-	-	-
Overpayment of expenses (e.g., personnel benefits)		-	-
Restitution for loss of government property		-	-
Liquidated damages and similar claims		-	-
Others (e.g., TEF, BTr Docs Stamp, etc.)		-	-
Add/Less: Adjustments (i.e.g., cancelled/staled checks)			
Balance of Disbursements Authorities as of to date	4,270,743.98	(4,270,743.98)	-

Prepared by:

JACQUELINE TOLENTINO
Accountant II

Date:

Certified correct by:

MARY ANTONETTE Z. PUNO
Department Chief Accountant

Date:

FAR No. 4

[illegible]

	Previous Report (November 2019)	This Month (December 2019)	As of Date
Total Cash Disbursement Program			-
Less: Actual Disbursements	(1,309,279,731.36)	-	(1,309,279,731.36)
	<u>(1,309,279,731.36)</u>	<u>-</u>	<u>(1,309,279,731.36)</u>

Recommending approval by:

GENEVIEVE E. CUARESMA
OIC - Office of the Director, Finance Service

Date:

Approved by:

ARDELIZA R. MEDENILLA, MNSA, CESO I
Undersecretary for Support Services

Date:

FAR No. 4

ACCOUNTS PAYABLE			PRIOR YEAR'S BUDGET		CURRENT YEAR'S ACCOUNTS PAYABLE			TOTAL	SUB-TOTAL	TRUST LIABILITIES				TOTAL				REMARKS	
Exp.	CO	Sub-Total	PS	MOOE	Fin. Exp.	CO	Sub-Total			PS	MOOE	CO	TOTAL	PS	MOOE	Fin. Exp.	CO		TOTAL
()	(10)	(11=7+8+9+10)	(12)	(13)	(14)	(15)	(16=12+13+14+15)	(17=11+16)	(18=6+17)	(19)	(20)	(21)	(22=19+20+21)	(23)	(24)	(25)	(26)	(27=23+24+25+26)	(28)
-	41,988,641,144.25	46,950,470,677.12	-	14,511,573.16	-	884,241,083.20	1,293,728,682.02	48,244,199,359.14	91,006,562,083.02	14,678,648.04	4,940,279.08	658,592,424.44	678,211,351.56	1,301,410,049.53	1,906,912,796.45	-	88,476,450,588.60	91,684,773,434.58	
-	-	4,710,806,998.47	-	-	-	-	394,976,025.66	5,105,783,024.13	7,591,013,797.23	6,587,530.93	50,000.00	-	250,173,705.54	251,293,574.96	169,521,414.55	-	7,420,372,513.26	7,841,187,502.77	
-	370,389,854.73	370,389,854.73	-	11,129.77	-	275,845,437.31	275,856,567.08	646,246,421.81	958,904,656.23	-	-	-	-	21,412,744.64	667,272.75	-	936,824,638.84	958,904,656.23	
-	1,998,896.41	1,998,896.41	-	15,858.03	-	4,550,954.11	4,566,812.14	6,565,708.55	47,617,021.35	-	-	-	-	15,463,386.23	14,480,332.17	-	17,673,302.95	47,617,021.35	
-	33,819,249.68	35,047,288.13	-	-	-	78,351.28	-	35,125,639.41	103,579,164.75	-	-	-	-	11,655,511.77	6,427,850.48	-	85,495,802.50	103,579,164.75	
-	23,671,250.05	35,124,392.25	-	2,269.06	-	493,381.62	495,650.68	35,620,042.93	76,775,815.22	-	-	-	-	2,970,564.79	14,629,817.15	-	59,175,433.28	76,775,815.22	
-	9,460,829.25	9,461,159.25	-	32,524.64	-	4,408,882.41	4,441,407.05	13,902,566.30	34,240,063.20	-	-	948,821.55	948,821.55	1,295,305.21	2,106,618.81	-	31,786,960.73	35,188,884.75	
-	55,439,150.23	55,439,150.23	-	9,169.77	-	1,635,895.59	1,645,065.36	57,084,215.59	244,147,893.69	1,104,309.07	-	5,990,445.31	7,094,754.38	21,205,132.44	1,550,395.63	-	228,487,120.00	251,242,648.07	
-	5,188,937.15	5,188,937.15	-	21,913.54	-	11,228,884.76	11,250,798.30	16,439,735.45	71,866,204.47	1,281,443.23	-	105,199.27	1,386,642.50	17,548,845.63	3,908,468.53	-	51,795,532.81	73,252,846.97	
-	13,562,205.93	13,562,205.93	-	72,721.45	-	406,321.00	479,042.45	14,041,248.38	34,623,495.11	-	-	-	-	7,976,933.48	8,307,216.19	-	18,339,345.44	34,623,495.11	
-	766,107,926.61	766,465,324.68	-	270.90	-	7,618,931.93	7,619,202.83	774,084,527.51	956,393,847.99	-	-	25,268,805.98	25,268,805.98	15,360,718.74	20,403,528.24	-	945,898,406.99	981,662,653.97	
-	144,144,558.91	145,169,476.79	-	1,373.55	-	703,148.09	704,521.64	145,873,998.43	178,483,963.70	3,543,830.23	50,000.00	67,539.33	3,661,369.56	13,588,991.13	8,550,487.64	-	160,005,854.49	182,145,333.26	
-	103,085,638.72	103,873,741.02	-	28,596.60	-	33,459,911.60	33,488,508.20	137,362,249.22	515,304,094.77	-	-	239,693.00	34,767,753.94	36,096,950.07	36,096,950.07	-	444,679,083.76	515,543,787.77	
-	24,087,277.46	24,094,110.34	-	39,000.00	-	1,755,226.52	1,794,226.52	25,888,336.86	144,004,091.05	-	-	86,483,397.38	86,483,397.38	31,611,975.89	12,012,630.13	-	186,862,882.41	230,487,488.43	
-	66,067,622.89	66,067,920.42	-	-	-	18,317.93	18,317.93	66,086,238.35	101,860,346.34	-	-	-	-	8,341,776.96	364,608.95	-	93,153,960.43	101,860,346.34	
-	73,453,725.32	73,453,725.32	-	-	-	8,315,569.31	8,315,569.31	81,769,294.63	116,170,540.79	-	-	-	-	15,203,916.63	3,962,407.17	-	97,004,216.99	116,170,540.79	
-	897,381.84	897,381.84	-	22,109.36	-	15,822,309.60	15,844,418.96	16,741,800.80	37,131,596.41	657,948.40	-	29,770,118.64	30,428,067.04	55,032,164.07	67,559,663.45	-	3,976,967,052.73	4,018,607,643.28	
-	2,975,398,279.12	2,983,134,516.79	-	78,376.57	-	26,012,196.53	26,090,573.10	3,009,225,089.89	3,923,979,223.47	-	-	94,628,419.81	94,628,419.81	10,812,028.15	30,828,562.40	-	3,976,967,052.73	4,018,607,643.28	
-	21,438,917.19	21,438,917.19	-	5,652.20	-	2,281,340.63	2,286,992.83	23,725,910.02	45,931,778.69	-	-	33,734.34	33,734.34	10,906,612.36	3,868,145.83	-	31,190,754.84	45,965,513.03	
-	41,988,641,144.25	42,239,663,678.65	-	14,511,573.16	-	884,241,083.20	898,752,656.36	43,138,416,335.01	83,415,548,285.79	8,091,117.11	4,890,279.08	415,056,249.83	428,037,646.02	1,050,116,474.57	1,737,391,381.90	-	81,056,078,075.34	83,843,585,931.81	
-	1,387,275,875.15	1,388,676,478.88	-	1,805,510.57	-	51,397,010.96	53,202,521.53	1,441,879,000.41	3,001,575,922.52	-	-	-	-	128,238,193.26	32,496,877.74	-	2,840,840,851.52	3,001,575,922.52	
-	605,967,283.84	614,424,170.60	-	-	-	3,258,523.08	3,258,523.08	617,682,693.68	1,864,685,138.93	-	-	44,027,622.00	44,027,622.00	36,584,708.04	91,027,287.32	-	1,781,100,765.57	1,908,712,760.93	
-	3,045,169,470.16	3,114,427,569.93	-	5,426.75	-	110,493,754.45	110,499,181.20	3,224,926,751.13	4,394,099,695.35	-	-	500,120.10	500,120.10	64,304,938.50	174,703,185.53	-	4,155,591,691.42	4,394,599,815.45	
-	2,073,630,038.33	2,077,031,065.67	-	15,790.15	-	21,165,423.24	21,181,213.39	2,098,212,279.06	5,851,243,132.01	-	-	2,335,000.00	2,335,000.00	66,246,669.11	118,987,577.68	-	5,668,343,885.22	5,853,578,132.01	
-	1,316,384,637.31	1,323,739,411.08	-	905,965.37	-	42,720,389.64	43,626,355.01	1,367,365,766.09	3,070,059,650.27	819,628.50	-	120,730,123.47	121,549,751.97	72,661,599.72	90,570,586.61	-	3,028,377,215.91	3,191,609,402.24	
-	2,121,524,599.25	2,134,816,184.37	-	739,723.71	-	79,668,423.62	80,408,147.33	2,215,224,331.70	5,583,820,276.51	4,163,109.87	-	125,000.00	4,288,109.87	86,247,724.13	108,777,847.58	-	5,393,082,814.67	5,588,108,386.38	
-	3,367,274,476.13	3,386,230,172.58	-	191,225.54	-	52,940,299.27	53,131,524.81	3,439,361,697.39	7,961,957,445.27	-	-	2,505,706.45	2,505,706.45	70,695,509.00	157,181,723.97	-	7,736,585,918.75	7,964,463,151.72	
-	2,926,614,240.36	2,946,946,956.70	-	30,790.32	-	44,973,240.90	45,004,031.22	2,991,950,987.92	4,775,200,909.76	-	-	-	-	57,655,205.74	93,540,962.30	-	4,624,004,741.72	4,775,200,909.76	
-	3,737,319,857.14	3,745,270,303.38	-	2,051,929.66	-	146,680,821.27	148,732,750.93	3,894,003,054.31	7,353,320,219.67	1,112,016.36	-	11,770,236.58	12,882,252.94	76,823,449.34	104,036,325.86	-	7,185,342,697.41	7,366,202,472.61	
-	4,423,115,355.27	4,467,150,324.71	-	4,068,897.89	-	28,456,660.73	32,525,558.62	4,499,675,883.33	7,298,736,760.97	1,996,362.38	4,890,279.08	136,276,218.59	143,162,860.05	84,434,799.47	181,643,672.38	-	7,175,821,149.17	7,441,899,621.02	
-	1,794,329,266.82	1,806,593,950.70	-	1,799,977.69	-	16,339,660.75	18,139,638.44	1,824,733,589.14	3,471,961,256.43	-	-	-	-	40,089,416.92	90,352,780.78	-	3,341,519,058.73	3,471,961,256.43	
-	2,673,884,904.92	2,674,635,633.13	-	127,239.72	-	44,191,245.51	44,318,485.23	2,718,954,118.36	5,347,944,772.77	-	-	2,203,278.39	2,203,278.39	41,104,227.29	96,839,698.59	-	5,212,204,125.28	5,350,148,051.16	
-	2,288,576,569.10	2,300,338,020.11	-	46,507.50	-	28,823,380.70	28,869,888.20	2,329,207,908.31	4,518,536,817.46	-	-	-	-	40,111,298.23	102,966,984.98	-	4,375,458,534.25	4,518,536,817.46	
-	4,224,951,725.54	4,237,330,214.29	-	1,859,925.72	-	46,809,494.96	48,669,420.68	4,285,999,634.97	7,083,798,904.66	-	-	335,654.52	335,654.52	49,740,537.43	66,183,228.37	-	6,968,210,793.38	7,084,134,559.18	
-	1,970,151,192.87	1,973,407,918.47	-	524,883.41	-	137,554,536.32	138,079,419.73	1,111,487,338.20	2,111,487,338.20	-	-	50,591,306.16	50,591,306.16	54,553,078.91	51,806,364.01	-	3,892,965,599.76	3,999,325,042.68	
-	1,146,160,058.83	1,151,258,951.48	-	297,434.95	-	15,403,009.71	15,700,444.66	1,166,959,396.14	2,786,309,543.29	-	-	42,555,933.92	42,555,933.92	31,647,266.72	92,014,929.84	-	2,705,203,280.65	2,828,865,477.21	
-	2,886,311,593.23	2,897,386,352.57	-	40,344.21	-	13,365,208.09	13,405,552.30	2,910,791,904.87	5,103,564,103.40	-	-	1,100,049.65	1,100,049.65	48,977,852.76	84,261,348.36	-	4,971,424,951.93	5,104,664,153.05	
-	6,457,735,681.27	6,629,427,279.00	-	227,664.12	-	170,378,490.76	171,411,289.13	6,800,838,568.13	12,754,481,575.51	-	-	-	-	15,483,782.27	94,984,065.74	-	12,644,013,727.50	12,754,481,575.51	
-	-	145,423,843.76	-	-	-	-	805,134.25	146,228,978.01	362,095,492.35	-	-	-	-	5,796,482.01	5,040,030.14	-	351,258,980.20	362,095,492.35	
-	-	-	-	-	-	-	-	-	-	-	-	-	-	-	-	-	-	-	
-	15,991,058.92	15,998,119.31	-	3,621.63	-	589,370.36	592,991.99	16,591,111.30	20,871,184.82	-	-	-	-	2,478,829.29	1,516,451.87	-	16,875,903.66	20,871,184.82	
-	-	-	-	-	-	-	-	-	-	-	-	-	-	-	-	-	-	-	
-	-	-	-	-	-	-	-	-	-	-	-	-	-	-	-	-	-	-	
-	-	-	-	-	-	-	-	-	-	-	-	-	-	-	-	-	-	-	
-	-	-	-	-	-	-	-	-	-	-	-	-	-	-	-	-	-	-	
-	-	-	-	-	-	-	-	-	-	-	-	-	-	-	-	-	-	-	
-	-	-	-	-	-	-	-	-	-	-	-	-	-	-	-	-	-	-	
-	-	-	-	-	-	-	-	-	-	-	-	-	-	-	-	-	-	-	
-	-	-	-	-	-	-	-	-	-	-	-	-	-	-	-	-	-	-	
-	-	-	-	-	-	-	-	-	-	-	-	-	-	-	-	-	-	-	
-	-	-	-	-	-	-	-	-	-	-	-	-	-	-	-	-	-	-	
-	-	-	-	-	-	-	-	-	-	-									

Department : Department of Public Works and Highways
 Agency : National Government
 Operating Unit : Nationwide
 Organization Code (UACS) :
 Funding Source Code (as clustered) : ALL FUNDS

PARTICULARS	CURRENT YEAR BUDGET					PRIOR YEAR'S ACCOUNTS PAID			
	PS	MOOE	Fin. Exp.	CO	TOTAL	PS	MOOE	Fin. Exp.	TOTAL
(1)	(2)	(3)	(4)	(5)	(6=2+3+4+5)	(7)	(8)	(9)	(10)
CASH DISBURSEMENTS									
Notice of Cash Allocation	1,284,459,682.98	1,615,773,865.90	-	39,862,129,175.00	42,762,362,723.88	1,054,572.34	249,967,962.06	-	41,988,292.40
MDS Checks Issued	243,488,897.86	147,752,298.30	-	2,093,989,576.94	2,485,230,773.10	-	-	-	-
Central Office	21,412,744.64	656,142.98	-	290,589,346.80	312,658,234.42	-	-	-	37,911,411.12
NCR	15,463,386.23	14,464,474.14	-	11,123,452.43	41,051,312.80	-	-	-	-
CAR	10,505,100.77	6,350,223.03	-	51,598,201.54	68,453,525.34	1,150,411.00	77,627.45	-	3,040,119.39
Region I	2,970,564.79	3,174,405.89	-	35,010,801.61	41,155,772.29	-	11,453,142.20	-	2,000,000.00
Region II	1,295,305.21	2,073,764.17	-	16,968,427.52	20,337,496.90	-	330.00	-	-
Region III	20,100,823.37	1,541,225.86	-	165,421,628.87	187,063,678.10	-	-	-	5,000,000.00
Region IV-A	16,267,402.40	3,886,554.99	-	35,272,511.63	55,426,469.02	-	-	-	-
Region IV-B	7,976,933.48	8,234,494.74	-	4,370,818.51	20,582,246.73	-	-	-	1,000,000.00
Region V	15,360,718.74	20,045,859.27	-	146,902,742.47	182,309,320.48	-	357,398.07	-	76,000,000.00
Region VI	10,045,160.90	7,474,196.21	-	15,090,608.16	32,609,965.27	-	1,024,917.88	-	14,000,000.00
Region VII	34,701,018.77	35,346,986.34	-	307,893,840.44	377,941,845.55	66,735.17	721,367.13	-	10,000,000.00
Region VIII	31,611,975.89	11,966,797.25	-	74,536,981.05	118,115,754.19	-	6,832.88	-	2,000,000.00
Region IX	8,341,776.96	364,311.42	-	27,068,019.61	35,774,107.99	-	297.53	-	6,000,000.00
Region X	15,203,916.63	3,962,407.17	-	15,234,922.36	34,401,246.16	-	-	-	7,000,000.00
Region XI	10,513,428.57	1,334,013.05	-	8,542,353.99	20,389,795.61	-	-	-	-
Region XII	10,812,028.15	23,013,948.16	-	880,928,157.27	914,754,133.58	-	7,736,237.67	-	2,970,000.00
Region XIII	10,906,612.36	3,862,493.63	-	7,436,762.68	22,205,868.67	-	-	-	2,000,000.00
Advice to Debit Account	1,040,970,785.12	1,468,021,567.60	-	37,768,139,598.06	40,277,131,950.78	1,054,572.34	249,967,962.06	-	41,988,292.40
Central Office	127,913,727.17	29,615,229.53	-	1,402,167,965.41	1,559,696,922.11	324,466.09	1,076,137.64	-	1,380,000.00
NCR	36,584,708.04	82,570,400.56	-	1,127,847,336.65	1,247,002,445.25	-	8,456,886.76	-	60,000,000.00
CAR	64,304,938.50	105,439,659.01	-	999,428,346.71	1,169,172,944.22	-	69,258,099.77	-	3,040,119.39
Region I	66,246,669.11	115,570,760.19	-	3,571,213,423.65	3,753,030,852.95	-	3,401,027.34	-	2,070,000.00
Region II	71,119,723.55	83,032,095.14	-	1,548,542,065.49	1,702,693,884.18	722,247.67	6,632,526.10	-	1,310,000.00
Region III	82,084,614.26	94,746,538.75	-	3,191,764,791.80	3,368,595,944.81	-	13,291,585.12	-	2,120,000.00
Region IV-A	70,695,509.00	138,034,801.98	-	4,313,865,436.90	4,522,595,747.88	-	18,955,696.45	-	3,360,000.00
Region IV-B	57,655,205.74	73,177,455.64	-	1,652,417,260.46	1,783,249,921.84	-	20,332,716.34	-	2,920,000.00
Region V	75,704,267.37	94,041,115.57	-	3,289,571,782.42	3,459,317,165.36	7,165.61	7,943,280.63	-	3,730,000.00
Region VI	82,438,437.09	128,649,525.97	-	2,587,972,914.58	2,799,060,877.64	-	44,034,969.44	-	4,420,000.00
Region VII	40,089,416.92	76,288,119.21	-	1,530,850,131.16	1,647,227,667.29	-	12,264,683.88	-	1,790,000.00
Region VIII	41,104,227.29	95,961,730.66	-	2,491,924,696.46	2,628,990,654.41	-	750,728.21	-	2,670,000.00
Region IX	40,111,298.23	91,159,026.47	-	2,058,058,584.45	2,189,328,909.15	-	11,761,451.01	-	2,280,000.00
Region X	49,740,537.43	51,944,813.90	-	2,696,113,918.36	2,797,799,269.69	-	12,378,488.75	-	4,220,000.00
Region XI	54,553,078.91	48,024,755.00	-	1,734,668,564.41	1,837,246,398.32	-	3,256,725.60	-	1,970,000.00
Region XII	31,646,573.75	86,619,295.21	-	1,501,084,278.19	1,619,350,147.15	692.97	5,098,199.68	-	1,140,000.00
Region XIII	48,977,852.76	73,146,244.81	-	2,070,648,100.96	2,192,772,198.53	-	11,074,759.34	-	2,880,000.00
Notice of Transfer of Allocation	15,483,782.27	67,315,130.85	-	5,870,844,094.26	5,953,643,007.38	-	26,267,753.97	-	6,450,000.00
MDS Checks Issued	5,796,482.01	3,866,513.34	-	206,203,518.99	215,866,514.34	-	-	-	-
Central Office	-	-	-	-	-	-	-	-	-
NCR	2,478,829.29	1,505,769.85	-	295,474.38	4,280,073.52	-	7,060.39	-	1,000,000.00
CAR	-	-	-	-	-	-	-	-	-
Region I	-	-	-	-	-	-	-	-	-
Region II	-	-	-	-	-	-	-	-	-
Region III	-	-	-	-	-	-	-	-	-
Region IV-A	-	-	-	-	-	-	-	-	-
Region IV-B	-	-	-	-	-	-	-	-	-
Region V	-	-	-	-	-	-	-	-	-
Region VI	-	-	-	-	-	-	-	-	-
Region VII	2,725,727.24	2,250,816.89	-	205,184,717.21	210,161,261.34	-	1,162,834.78	-	11,000,000.00
Region VIII	-	-	-	-	-	-	-	-	-
Region IX	-	-	-	-	-	-	-	-	-
Region X	-	-	-	-	-	-	-	-	-
Region XI	591,925.48	109,926.60	-	723,327.40	1,425,179.48	-	-	-	1,000,000.00
Region XII	-	-	-	-	-	-	-	-	-
Region XIII	-	-	-	-	-	-	-	-	-
Advice to Debit Account	9,687,300.26	63,448,617.51	-	5,664,640,575.27	5,737,776,493.04	-	26,267,753.97	-	6,450,000.00
Central Office	-	-	-	-	-	-	-	-	-
NCR	7,306,247.18	6,849,698.11	-	2,958,210,772.90	2,972,366,718.19	-	11,089,236.08	-	3,340,000.00
CAR	-	-	-	-	-	-	-	-	-
Region I	-	-	-	-	-	-	-	-	-
Region II	-	-	-	-	-	-	-	-	-
Region III	-	42,689,281.43	-	910,102,686.68	952,791,968.11	-	12,234,581.23	-	860,000.00
Region IV-A	-	-	-	-	-	-	-	-	-
Region IV-B	-	-	-	-	-	-	-	-	-
Region V	-	-	-	-	-	-	-	-	-
Region VI	-	-	-	-	-	-	-	-	-
Region VII	1,804,744.99	5,260,867.98	-	352,598,760.69	359,664,373.66	-	1,606,328.44	-	390,000.00
Region VIII	-	-	-	-	-	-	-	-	-
Region IX	-	-	-	-	-	-	-	-	-
Region X	-	-	-	-	-	-	-	-	-
Region XI	576,308.09	8,648,769.99	-	1,443,728,355.00	1,452,953,433.08	-	1,337,608.22	-	1,850,000.00
Region XII	-	-	-	-	-	-	-	-	-
Region XIII	-	-	-	-	-	-	-	-	-

A horizontal strip showing the binding of a book. On the left, there is a dark, possibly black, cover. To its right is a light-colored, off-white or cream, page. The binding is visible in the center, where the two materials meet. There are some faint, dark marks or smudges on the light-colored page near the binding.

Central Office				422,383.50	422,383.50	-	-	-	-
NCR				422,383.50	422,383.50	-	-	-	-
CAR				-	-	-	-	-	-
Region I				-	-	-	-	-	-
Region II				-	-	-	-	-	-
Region III				-	-	-	-	-	-
Region IV-A				-	-	-	-	-	-
Region IV-B				-	-	-	-	-	-
Region V				-	-	-	-	-	-
Region VI				-	-	-	-	-	-
Region VII				-	-	-	-	-	-
Region VIII				-	-	-	-	-	-
Region IX				-	-	-	-	-	-
Region X				-	-	-	-	-	-
Region XI				-	-	-	-	-	-
Region XII				-	-	-	-	-	-
Region XIII				-	-	-	-	-	-
TOTAL CASH DISBURSEMENTS	1,299,943,465.25	1,683,088,996.75	-	45,733,395,652.76	48,716,428,114.76	1,054,572.34	276,235,716.03	-	48,44
NON-CASH DISBURSEMENTS									
Tax Remittance Advices Issued (TR)	77,280,730.06	85,189,865.68	-	3,111,279,994.30	3,273,750,590.04	69,087.71	15,252,386.53	-	3,11
Central Office	20,515,814.43	1,518,049.28	-	66,337,021.42	88,370,885.13	-	15,798.22	-	10
NCR	2,149,423.53	4,681,591.25	-	261,686,253.22	268,517,268.00	-	913,615.61	-	26
CAR	3,282,335.39	5,246,419.42	-	73,508,718.99	82,037,473.80	-	2,193,387.16	-	16
Region I	3,990,429.31	6,613,979.86	-	243,761,172.44	254,365,581.61	-	789,337.40	-	10
Region II	4,105,148.50	4,769,368.26	-	102,541,361.06	111,415,877.82	69,087.71	353,207.05	-	7
Region III	4,914,158.39	7,170,004.43	-	282,207,050.13	294,291,212.95	-	717,988.95	-	18
Region IV-A	4,320,695.59	7,701,047.27	-	289,536,013.40	301,557,756.26	-	1,607,550.12	-	21
Region IV-B	3,634,997.38	4,090,640.63	-	128,331,831.09	136,057,469.10	-	1,226,538.96	-	18
Region V	4,900,782.36	4,985,510.68	-	298,795,452.85	308,681,745.89	-	439,390.80	-	27
Region VI	5,262,349.36	6,996,813.89	-	171,483,901.86	183,743,065.11	-	2,831,642.06	-	29
Region VII	4,054,248.82	5,747,391.01	-	171,602,204.54	181,403,844.37	-	932,706.12	-	15
Region VIII	3,310,236.59	4,997,900.75	-	176,340,305.01	184,648,442.35	-	55,739.42	-	16
Region IX	2,535,538.74	4,240,867.87	-	133,404,124.53	140,180,531.14	-	732,178.98	-	14
Region X	2,847,310.71	2,095,013.42	-	174,280,180.15	179,222,504.28	-	450,366.19	-	18
Region XI	2,841,214.10	2,408,933.64	-	221,339,777.24	226,589,924.98	-	265,219.93	-	23
Region XII	1,757,015.33	8,342,538.38	-	199,901,234.62	210,000,788.33	-	769,892.51	-	22
Region XIII	2,859,031.53	3,583,795.64	-	116,223,391.75	122,666,218.92	-	957,827.05	-	13
Non-Cash Availment Authority (NCA)	-	-	-	268,730,605.77	268,730,605.77	-	-	-	135
Central Office	-	-	-	268,730,605.77	268,730,605.77	-	-	-	313
NCR	-	-	-	-	-	-	-	-	313
CAR	-	-	-	-	-	-	-	-	-
Region I	-	-	-	-	-	-	-	-	-
Region II	-	-	-	-	-	-	-	-	-
Region III	-	-	-	-	-	-	-	-	-
Region IV-A	-	-	-	-	-	-	-	-	-
Region IV-B	-	-	-	-	-	-	-	-	-
Region V	-	-	-	-	-	-	-	-	-
Region VI	-	-	-	-	-	-	-	-	-
Region VII	-	-	-	-	-	-	-	-	-
Region VIII	-	-	-	-	-	-	-	-	-
Region IX	-	-	-	-	-	-	-	-	-
Region X	-	-	-	-	-	-	-	-	-
Region XI	-	-	-	-	-	-	-	-	-
Region XII	-	-	-	-	-	-	-	-	-
Region XIII	-	-	-	-	-	-	-	-	-
Disbursements effected through outright deductions from claims (please specify...)	-	-	-	-	-	-	-	-	-
Overpayment of expenses (e.g.,	-	-	-	-	-	-	-	-	-
Central Office	-	-	-	-	-	-	-	-	-
NCR	-	-	-	-	-	-	-	-	-
CAR	-	-	-	-	-	-	-	-	-
Region I	-	-	-	-	-	-	-	-	-
Region II	-	-	-	-	-	-	-	-	-
Region III	-	-	-	-	-	-	-	-	-
Region IV-A	-	-	-	-	-	-	-	-	-
Region IV-B	-	-	-	-	-	-	-	-	-
Region V	-	-	-	-	-	-	-	-	-
Region VI	-	-	-	-	-	-	-	-	-
Region VII	-	-	-	-	-	-	-	-	-
Region VIII	-	-	-	-	-	-	-	-	-
Region IX	-	-	-	-	-	-	-	-	-
Region X	-	-	-	-	-	-	-	-	-
Region XI	-	-	-	-	-	-	-	-	-
Region XII	-	-	-	-	-	-	-	-	-
Region XIII	-	-	-	-	-	-	-	-	-
Restitution for loss of government property	-	-	-	-	-	-	-	-	-
Central Office	-	-	-	-	-	-	-	-	-
NCR	-	-	-	-	-	-	-	-	-
CAR	-	-	-	-	-	-	-	-	-
Region I	-	-	-	-	-	-	-	-	-
Region II	-	-	-	-	-	-	-	-	-
Region III	-	-	-	-	-	-	-	-	-
Region IV-A	-	-	-	-	-	-	-	-	-
Region IV-B	-	-	-	-	-	-	-	-	-
Region V	-	-	-	-	-	-	-	-	-
Region VI	-	-	-	-	-	-	-	-	-

-	3,427,660,752.75	3,442,982,226.99	-	778,918.10	-	43,236,462.31	44,015,380.41	3,486,997,607.40	7,029,478,803.21	3,449,147.99	351,002.49	33,650,145.35	37,450,295.83	80,798,965.76	101,572,172.80	-	6,884,557,960.48	7,066,929,099.04
-	56,707,849,977.16	57,024,226,931.92	-	15,862,742.45	-	1,493,292,609.11	1,509,155,351.56	58,533,382,283.48	110,792,291,594.05	18,127,796.03	5,291,281.57	692,242,569.79	715,661,647.39	1,397,692,797.56	2,103,469,034.99	-	108,006,791,408.89	111,507,953,241.44
-	2,173,740,304.12	2,175,156,706.07	-	1,852,740.64	-	328,279,726.78	330,132,467.42	2,505,289,173.49	4,735,168,204.42	-	-	-	-	170,166,752.33	34,734,098.29	-	4,530,267,353.80	4,735,168,204.42
-	4,235,676,231.47	4,256,143,030.31	-	178,228.34	-	95,972,307.76	95,972,307.76	4,352,115,338.07	8,885,333,155.83	-	-	47,383,987.83	47,383,987.83	63,982,594.27	130,716,961.09	-	8,738,017,588.30	8,932,717,143.66
-	3,241,579,966.68	3,314,259,492.06	-	5,531.21	-	110,839,698.61	110,839,698.61	3,425,098,721.88	4,744,762,665.24	-	-	500,120.10	500,120.10	79,242,785.66	188,570,947.05	-	4,477,449,052.63	4,745,262,785.34
-	2,197,308,365.80	2,212,951,872.74	-	18,059.21	-	21,738,445.00	21,738,445.00	2,234,708,376.95	6,283,260,583.80	-	-	2,335,000.00	2,335,000.00	73,207,663.21	141,020,712.09	-	6,071,367,208.50	6,285,595,583.80
-	1,403,399,685.81	1,411,177,084.34	-	987,691.46	-	50,032,306.78	51,019,998.24	1,462,197,082.58	3,296,644,341.48	1,074,313.50	-	122,468,821.97	123,543,135.47	78,385,826.14	97,848,982.18	-	3,243,952,668.63	3,420,187,476.95
-	3,233,448,988.52	3,259,693,143.82	-	788,277.67	-	95,314,371.37	96,102,649.04	3,355,795,792.86	8,158,538,596.83	6,244,130.81	-	8,176,502.74	14,420,633.55	113,343,726.83	173,179,483.44	-	7,886,436,020.11	8,172,959,230.38
-	3,589,958,559.15	3,610,521,805.72	-	222,120.53	-	65,672,029.24	65,894,149.77	3,676,415,955.49	8,555,995,928.65	1,389,796.53	-	2,931,491.37	4,321,287.90	92,673,403.52	170,407,771.34	-	8,297,236,041.69	8,560,317,216.55
-	3,128,890,862.96	3,150,450,118.26	-	107,339.22	-	48,306,529.44	48,306,529.44	3,198,756,647.70	5,138,646,285.37	-	-	-	-	69,267,136.60	107,169,185.53	-	4,962,209,963.24	5,138,646,285.37
-	4,775,012,249.88	4,783,759,484.99	-	2,123,613.14	-	164,196,473.50	166,320,086.64	4,950,079,571.63	8,900,387,803.36	1,404,327.39	-	39,424,907.46	40,829,234.85	97,377,261.47	129,936,168.16	-	8,713,903,608.58	8,941,217,038.21
-	4,864,672,691.83	4,912,564,221.21	-	4,362,467.64	-	30,618,039.21	34,980,506.85	4,947,544,728.06	7,962,958,636.08	7,166,611.64	5,291,281.57	146,387,941.67	158,845,834.88	104,912,558.99	200,665,814.66	-	7,816,226,097.31	8,121,804,470.96
-	2,558,367,272.11	2,575,121,927.63	-	1,937,182.13	-	54,904,118.95	56,841,301.08	2,631,963,228.71	5,408,362,220.92	-	-	239,693.00	239,693.00	83,441,891.91	143,519,283.91	-	5,181,640,738.10	5,408,601,913.92
-	2,862,681,816.93	2,863,495,117.44	-	166,242.90	-	48,823,525.26	48,823,525.26	2,912,318,642.70	5,844,073,493.65	-	-	94,713,220.18	94,713,220.18	76,026,439.77	113,905,972.07	-	5,748,854,301.99	5,938,786,713.83
-	2,502,172,317.05	2,514,666,244.57	-	49,140.00	-	29,831,875.36	29,881,015.36	2,544,547,259.93	4,909,830,808.21	-	-	-	-	50,988,613.93	108,307,273.28	-	4,750,534,921.00	4,909,830,808.21
-	4,479,644,633.48	4,492,473,488.42	-	2,001,687.36	-	56,533,278.20	58,534,965.56	4,551,008,453.98	7,562,431,474.11	-	-	340,574.21	340,574.21	67,791,764.77	72,832,776.79	-	7,422,147,506.76	7,562,772,048.32
-	4,070,685,501.17	4,075,545,054.92	-	639,722.99	-	232,579,698.17	233,219,421.16	4,308,764,476.08	7,847,369,207.55	848,616.16	-	86,587,110.30	87,435,726.46	69,924,571.31	66,025,675.02	-	7,798,854,687.68	7,934,804,934.01
-	4,347,098,586.45	4,360,703,609.28	-	376,049.46	-	44,000,035.90	44,376,085.36	4,405,079,694.64	7,149,184,763.70	-	-	139,539,399.85	139,539,399.85	44,216,310.20	131,956,161.07	-	7,112,551,692.28	7,288,724,163.55
-	3,043,511,943.75	3,055,544,530.14	-	46,648.55	-	16,107,960.04	16,154,608.59	3,071,699,138.73	5,409,343,424.85	-	-	1,213,799.11	1,213,799.11	62,743,496.65	92,671,769.02	-	5,255,141,958.29	5,410,557,223.96
-	51,875,384,327.08	57,024,226,931.92	-	15,518,155.38	-	1,097,856,036.27	1,509,155,351.56	58,533,382,283.48	110,792,291,594.05	18,127,796.03	5,291,281.57	692,242,569.79	715,661,647.39	1,397,692,797.56	2,103,469,034.99	-	108,006,791,408.89	111,507,953,241.44

As of Date	Previous Report (As of November 2019)	This Month (December 2019)	As of Date
1,052,640,153,590.78	572,821,556,441.02	107,669,224,873.51	680,490,781,314.53
1,005,290,085,930.58	(543,543,272,171.37)	(104,441,024,142.40)	(647,984,296,313.77)
-			
71,913,685.18			
40,247,904,070.79			
-			
7,030,249,904.23			
(349,379,643,910.47)			
(3,386,681,327.42)			
699,873,828,352.89			
-			
(3,156,842,100.33)			
(696,136,942,424.57)			
1,398,410.27			
-			
-			
-			
1,398,410.27			
(304,015,101.99)			
276,028,726.00			

Recommending approval by:

MARY ANTOINETTE Z. PUNO
Department Chief Accountant

GENEIVIEVE E. CUARESMA
OIC - Office of the Director, Finance Service

Approved by:

ARDELIZA R. MEDENILLA, MNSA, CESO I
Undersecretary for Support Services

Region IX	-	-	-	-	-	-	-
Region X	-	-	-	-	-	-	-
Region XI	-	-	-	-	-	-	-
Region XII	-	-	-	-	-	-	-
Region XIII	-	-	-	-	-	-	-
Liquidated damages and similar claims	-	-	-	-	-	-	-
Central Office	-	-	-	-	-	-	-
NCR	-	-	-	-	-	-	-
CAR	-	-	-	-	-	-	-
Region I	-	-	-	-	-	-	-
Region II	-	-	-	-	-	-	-
Region III	-	-	-	-	-	-	-
Region IV-A	-	-	-	-	-	-	-
Region IV-B	-	-	-	-	-	-	-
Region V	-	-	-	-	-	-	-
Region VI	-	-	-	-	-	-	-
Region VII	-	-	-	-	-	-	-
Region VIII	-	-	-	-	-	-	-
Region IX	-	-	-	-	-	-	-
Region X	-	-	-	-	-	-	-
Region XI	-	-	-	-	-	-	-
Region XII	-	-	-	-	-	-	-
Region XIII	-	-	-	-	-	-	-
Others (TEF, BTr Documentary Stamp Tax, etc.)	-	-	-	-	-	-	-
Central Office	-	-	-	-	-	-	-
NCR	-	-	-	-	-	-	-
CAR	-	-	-	-	-	-	-
Region I	-	-	-	-	-	-	-
Region II	-	-	-	-	-	-	-
Region III	-	-	-	-	-	-	-
Region IV-A	-	-	-	-	-	-	-
Region IV-B	-	-	-	-	-	-	-
Region V	-	-	-	-	-	-	-
Region VI	-	-	-	-	-	-	-
Region VII	-	-	-	-	-	-	-
Region VIII	-	-	-	-	-	-	-
Region IX	-	-	-	-	-	-	-
Region X	-	-	-	-	-	-	-
Region XI	-	-	-	-	-	-	-
Region XII	-	-	-	-	-	-	-
Region XIII	-	-	-	-	-	-	-
TOTAL NON-CASH DISBURSEMENT	77,280,730.06	85,189,865.68	-	3,380,010,600.07	3,542,481,195.81	69,087.71	15,252,386.53
TOTAL CO/ ROs	1,377,224,195.31	1,768,278,862.43	-	49,113,406,252.83	52,258,909,310.57	2,340,806.22	314,036,148.54
Central Office	169,842,286.24	31,789,421.79	-	2,028,247,322.90	2,229,879,030.93	324,466.09	1,091,935.86
NCR	63,982,594.27	110,071,933.91	-	4,359,163,289.58	4,533,217,817.76	-	20,466,798.84
CAR	78,092,374.66	117,036,301.46	-	1,124,535,267.24	1,319,663,943.36	1,150,411.00	71,529,114.38
Region I	73,207,663.21	125,359,145.94	-	3,849,985,397.70	4,048,552,206.85	-	15,643,506.94
Region II	76,520,177.26	89,875,227.57	-	1,668,051,854.07	1,834,447,258.90	791,335.38	6,986,063.15
Region III	107,099,596.02	146,147,050.47	-	4,549,496,157.48	4,802,742,803.97	-	26,244,155.30
Region IV-A	91,283,606.99	149,622,404.24	-	4,638,673,961.93	4,879,579,973.16	-	20,563,246.57
Region IV-B	69,267,136.60	85,502,591.01	-	1,785,119,910.06	1,939,889,637.67	-	21,559,255.30
Region V	95,965,768.47	119,072,485.52	-	3,735,269,977.74	3,950,308,231.73	7,165.61	8,740,069.50
Region VI	97,745,947.35	143,120,536.07	-	2,774,547,424.60	3,015,413,908.02	-	47,891,529.38
Region VII	83,375,156.74	124,894,181.43	-	2,568,129,654.04	2,776,398,992.21	66,735.17	16,687,920.35
Region VIII	76,026,439.77	112,926,428.66	-	2,742,801,982.52	2,931,754,850.95	-	813,300.51
Region IX	50,988,613.93	95,764,205.76	-	2,218,530,728.59	2,365,283,548.28	-	12,493,927.52
Region X	67,791,764.77	58,002,234.49	-	2,885,629,020.87	3,011,423,020.13	-	12,828,854.94
Region XI	69,075,955.15	60,526,398.28	-	3,409,002,378.04	3,538,604,731.47	-	4,859,553.75
Region XII	44,215,617.23	117,975,781.75	-	2,581,913,670.08	2,744,105,069.06	692.97	13,604,329.86
Region XIII	62,743,496.65	80,592,534.08	-	2,194,308,255.39	2,337,644,286.12	-	12,032,586.39
GRAND TOTAL	1,377,224,195.31	1,768,278,862.43	-	49,113,406,252.83	52,258,909,310.57	1,123,660.05	291,488,102.56

SUMMARY:

	Previous Report (As of November 2019)	This Month (December 2019)
Total Disbursement Authorities Received	901,546,175,721.87	151,093,977,868.91
NCA	861,263,037,160.71	144,027,048,769.87
NTA	-	-
Working Fund	71,913,685.18	-
TRA	33,762,987,623.51	6,484,916,447.28
CDC	-	-
NCAA	6,448,237,252.47	582,012,651.76
Less: Notice of Transfer Allocations (NTA)* Issued	(294,289,555,739.75)	(55,090,088,170.72)
Fund Transfers - Trust Account	(3,282,754,463.25)	(103,926,864.17)
Total Disbursements Authorities Available	603,973,865,518.87	95,899,962,834.02
Less:		
Lapsed NCA	(1,285,835,011.33)	(1,871,007,089.00)
Disbursements **	(584,628,989,183.13)	(111,507,953,241.44)
Less: Other Non-Cash Disbursements	1,398,410.27	-
Disbursements effected through outright deductions from claims	-	-
Overpayment of expenses (e.g. personnel benefits)	-	-
Restitution for loss of government property	-	-
Liquidated damages and similar claims	-	-
Others (TEF, BTr Documentary Stamp Tax, etc.)	1,398,410.27	-
Add/Less: Adjustments (e.g., cancelled/staled checks)	(304,015,101.99)	-
Balance of Disbursements Authorities as of to date	17,755,026,222.42	(17,478,997,496.42)

Notes: * The use of NTA is discouraged

** Amounts should tally with the grand total disbursements (column 27).

Prepared by:


FARHA K. KARIM
 Accountant III

Certified correct by:

Date:



In following-up, pls. cite DMS ref #

2019-BA-0140926

REPUBLIC OF THE PHILIPPINES
DEPARTMENT OF BUDGET AND MANAGEMENT

GENERAL SOLANO STREET, SAN MIGUEL, MANILA

ACKNOWLEDGEMENT RECEIPT

NCA/AP SECTION
ACCOUNTING DIVISION, FS

RECEIVED BY : HT
DATE : 12/26/19

The **DEPARTMENT OF BUDGET AND MANAGEMENT** hereby acknowledges the receipt of your letter/request which has been uploaded to the DBM-Document Management System and routed to the appropriate office/s with the following information:

Sender: DPWH - PERSONAL DELIVERY

Document Title: DPWH-SUBMISSION OF CONSOLIDATED MONTHLY REPORT OF DISBURSEMENT FOR THE MONTH OF NOVEMBER 2019

Document Reference No: 2019-BA-0140926

Date and Time Uploaded: Tuesday, December 17, 2019 5:00:12 PM

Uploaded By: RECEIVING EDUARD NACIONAL, JR.

Routed To: BMB-A Christine P. Santos

CC:

Total no of pages received: 1 copy and 1 page

Notes: WITH MULTIPLE PAGES

The determination of the completeness of the documentary requirements submitted, if any, is subject to the evaluation of the technical person in charge.

This receipt is system generated and does not require signature.

Received by:



DOCUMENT
MANAGEMENT
SYSTEM



Republic of the Philippines
DEPARTMENT OF PUBLIC WORKS AND HIGHWAYS
CENTRAL OFFICE
Manila

December 10, 2019

SECRETARY WENDEL E. AVISADO

Department of Budget and Management
Boncodin Hall, Gen. Solano St.
San Miguel, Manila

Attention: Director Maria Grace M. Delos Santos
Officer-in-Charge, Budget and Management Bureau A (BMB-A)

Dear Secretary Avisado:

In compliance with the Joint Circular No. 2019-1 dated January 1, 2019, we are submitting the **Consolidated Monthly Report of Disbursements (MRD) – FAR No. 4** for All Funds for the month of November 2019 as per new prescribed format. The said report was also submitted thru the Unified Reporting System (URS).

Please acknowledge receipt hereof.

Very truly yours,


ARDELIZA R. MEDENILLA, MNSA, CESO I
Undersecretary for Support Services

cc: - Presidential Management Staff (Office of the President)
Malacañang, Manila

8.1.2 FRK/JJC/MZP




Republic of the Philippines
DEPARTMENT OF PUBLIC WORKS AND HIGHWAYS
CENTRAL OFFICE
Manila

December 10, 2019

ASSISTANT COMMISSIONER LOURDES M. CASTILLO

Government Accountancy Sector
Commission on Audit
Commonwealth Avenue, Quezon City




Attention: MR. USMIN P. DIAMEL, DIRECTOR IV
Government Accountancy Office

Dear Assistant Commissioner Castillo:

In compliance with the Joint Circular No. 2019-1 dated January 1, 2019, we are submitting the **Consolidated Monthly Report of Disbursements (MRD) – FAR No. 4** for All Funds for the month of November 2019 as per new prescribed format. The said report was also submitted thru the Unified Reporting System (URS) of the DBM.

Please acknowledge receipt hereof.

Very truly yours,


ARDELIZA R. MEDENILLA, MNSA, CESO I
Undersecretary for Support Services

8.1.2 FKK/JJC/MZP



Republic of the Philippines
DEPARTMENT OF PUBLIC WORKS AND HIGHWAYS
CENTRAL OFFICE
Manila

December 10, 2019

AUDITOR AVENILDA B. TORRES

Supervising Auditor
Office of the Auditor
Commission on Audit - DPWH


COA-DPWH-OSAC
F101/PMO-IRROW
Received by: Manila
Date: 12-17-2019

Dear Auditor Torres:

In compliance with Joint Circular No. 2019-1 dated January 1, 2019, we are submitting the **Consolidated Monthly Report of Disbursements (MRD) – FAR No. 4** for All Funds for the month of November 2019 as per new prescribed format. The said report was also submitted thru the Unified Reporting System (URS) of the DBM.

Please acknowledge receipt hereof.

Very truly yours,


ARDELIZA R. MEDENILLA, MNSA, CESO I
Undersecretary for Support Services

8.1.2 FKK/JJC/MZP

CONSOLIDATED MONTHLY REPORT OF DISBUR
For the month of November 2019

Department : Department of Public Works and Highways
Agency : National Government
Operating Unit : Central Office
Organization Code (UACS) : 180010100000
Funding Source Code (as clustered) : Fund Cluster 01 (101101/ 101406/ 101407/ 104102)

PARTICULARS	CURRENT YEAR BUDGET					PRIOR YEAR'S ACCOUNTS PAYABLE					PRIOR YEAR'S BUDGET	
	PS	MOOE	Fin. Exp.	CO	TOTAL	PS	MOOE	Fin. Exp.	CO	Sub-Total	PS	MOOE
	(2)	(3)	(4)	(5)	(6=2+3+4+5)	(7)	(8)	(9)	(10)	(11=7+8+9+10)	(12)	(13)
CASH DISBURSEMENTS												
Notice of Cash Allocation (NCA)	194,024,003.69	19,492,173.21	-	613,273,661.04	826,789,837.94	486,411.30	-	-	876,354,299.42	876,840,710.72	-	4,883,951.60
MDS Checks Issued	44,424,913.37	395,220.77	-	161,373,666.25	206,193,800.39	451,748.31	-	-	255,410,274.76	255,862,023.07	-	6,380.49
Advice to Debit Account	149,599,090.32	19,096,952.44	-	451,899,994.79	620,596,037.55	34,662.99	-	-	620,944,024.66	620,978,687.65	-	4,877,571.11
Notice of Transfer Allocations (NTA)												
MDS Checks Issued												
Advice to Debit Account												
Working Fund For FAPs												
Cash Disbursement Ceiling (CDC)												
TOTAL CASH DISBURSEMENTS	194,024,003.69	19,492,173.21	-	613,273,661.04	826,789,837.94	486,411.30	-	-	876,354,299.42	876,840,710.72	-	4,883,951.60
NON-CASH DISBURSEMENTS												
Tax Remittance Advices Issued (TRA)	10,067,616.85	1,049,414.01	-	46,064,402.36	57,181,433.22	-	-	-	51,484,455.73	51,484,455.73	-	66,345.18
Non-Cash Availment Authority (NCAA)												
Disbursements effected through outright deductions from claims (please specify...)												
Overpayment of expenses (e.g., personnel benefits)												
Restitution for loss of government property												
Liquidated damages and similar claims												
Others (TEF, BTr Documentary Stamp Tax, etc.)												
TOTAL NON-CASH DISBURSEMENTS	10,067,616.85	1,049,414.01	-	46,064,402.36	57,181,433.22	-	-	-	51,484,455.73	51,484,455.73	-	66,345.18
GRAND TOTAL	204,091,620.54	20,541,587.22	-	659,338,063.40	883,971,271.16	486,411.30	-	-	927,838,755.15	928,325,166.45	-	4,950,296.78

SUMMARY:

Total Disbursement Authorities Received

NCA
NTA
Working Fund
TRA
CDC
NCAA

Less: Notice of Transfer Allocations (NTA) Issued (adj)

Total Disbursements Authorities Available

Less:

Lapsed NCA
Disbursements * (Adj)

Less: Other Non-Cash Disbursements

Disbursements effected through outright deductions from claims
Overpayment of expenses (e.g., personnel benefits)
Restitution for loss of government property
Liquidated damages and similar claims
Others (e.g., TEF, BTr Docs Stamp, etc.)

Add/Less: Adjustments (e.g., cancelled/staled checks)

Balance of Disbursements Authorities as of to date

Previous Report (As of October 2019)	This Month (November 2019)	As of Date
263,861,613,783.92	45,465,583,232.11	309,327,197,016.03
263,335,776,137.00	45,351,889,639.00	308,687,665,776.00
-	-	-
525,837,646.92	113,693,593.11	639,531,240.03
-	-	-
-	-	-
(247,345,527,374.26)	(45,223,125,797.24)	(292,568,653,171.50)
16,516,086,409.66	242,457,434.87	16,758,543,844.53
-	-	-
(3,645,256.36)	-	(3,645,256.36)
(14,716,117,805.41)	(1,980,713,677.40)	(16,696,831,482.81)
-	-	-
-	-	-
-	-	-
-	-	-
18,638,237.37	-	18,638,237.37
1,814,961,585.26	(1,738,256,242.53)	76,705,342.73

Prepared by:

FARHAN KARIM

Accountant III

Certified correct by:

MARY ANTOINETTE Z. PUNO
Department Chief Accountant

Recommending

Date:

Date:

Date:

AR'S ACCOUNTS PAYABLE				SUB-TOTAL	TRUST LIABILITIES				TOTAL					REMARKS
Fin. Exp.	CO	Sub-Total	TOTAL		PS	MOOE	CO	TOTAL	PS	MOOE	Fin. Exp.	CO	TOTAL	
(14)	(15)	(16=12+13+14+15)	(17=11+16)	(18=6+17)	(19)	(20)	(21)	22=19+20+21	(23)	(24)	(25)	(26)	(27=23+24+25+26)	(28)
-	158,505,584.03	163,389,535.63	1,040,230,246.35	1,867,020,084.29	-	-	-	-	194,510,414.99	24,376,124.81	-	1,648,133,544.49	1,867,020,084.29	
-	55,229,848.89	55,236,229.38	311,098,252.45	517,292,052.84	-	-	-	-	44,876,661.68	401,601.26	-	472,013,789.90	517,292,052.84	
-	103,275,735.14	108,153,306.25	729,131,993.90	1,349,728,031.45	-	-	-	-	149,633,753.31	23,974,523.55	-	1,176,119,754.59	1,349,728,031.45	
					-	-	-	-			-			
					-	-	-	-			-			
					-	-	-	-			-			
					-	-	-	-			-			
					-	-	-	-			-			
-	158,505,584.03	163,389,535.63	1,040,230,246.35	1,867,020,084.29	-	-	-	-	194,510,414.99	24,376,124.81	-	1,648,133,544.49	1,867,020,084.29	
-	4,961,358.98	5,027,704.16	56,512,159.89	113,693,593.11	-	-	-	-	10,067,616.85	1,115,759.19	-	102,510,217.07	113,693,593.11	
					-	-	-	-			-			
					-	-	-	-			-			
					-	-	-	-			-			
					-	-	-	-			-			
					-	-	-	-			-			
-	4,961,358.98	5,027,704.16	56,512,159.89	113,693,593.11	-	-	-	-	10,067,616.85	1,115,759.19	-	102,510,217.07	113,693,593.11	
-	163,466,943.01	168,417,239.79	1,096,742,406.24	1,980,713,677.40	-	-	-	-	204,578,031.84	25,491,884.00	-	1,750,643,761.56	1,980,713,677.40	

	Previous Report (As of October 2019)	This Month (November 2019)	As of Date
Total Cash Disbursement Program	263,335,776,137.00	45,351,889,639.00	308,687,665,776.00
Less: Actual Cash Disbursements	(14,282,089,750.86)	(1,867,020,084.29)	(16,149,109,835.15)
	249,053,686,386.14	43,484,869,554.71	292,538,555,940.85
Less: Notice of Transfer Allocations (NTA) Issued			(292,568,653,171.50)
(Over)/Under Spending			(30,097,230.65)

Approval by:


 GENEVIEVE CUARESMA
 OIC - Office of the Director, Finance Service

Approved by:


 ARDELIZA R. MEDENILLA, MNSA, CESO I
 Undersecretary for Support Services

Date:

CONSOLIDATED MONTHLY REPORT OF
For the month of November

Department : Department of Public Works and Highways
Agency : National Government
Operating Unit : Central Office
Organization Code (UACS) : 180010100000
Funding Source Code (as clustered) : Fund Cluster 02 (101151/ 101152/ 101163/ 101167/ 101168)

PARTICULARS	CURRENT YEAR BUDGET					PRIOR YEAR'S ACCOUNTS PAYABLE					PRIOR YEAR'S BUDGET	
	PS	MOOE	Fin. Exp.	CO	TOTAL	PS	MOOE	Fin. Exp.	CO	Sub-Total	PS	M
	(2)	(3)	(4)	(5)	(6=2+3+4+5)	(7)	(8)	(9)	(10)	(11=7+8+9+10)	(12)	(13)
CASH DISBURSEMENTS												
Notice of Cash Allocation (NCA)	-	-	-	176,760,047.41	176,760,047.41	-	-	-	55,379,742.95	55,379,742.95	-	-
MDS Checks Issued	-	-	-	6,849,070.73	6,849,070.73	-	-	-	12,452,677.75	12,452,677.75	-	-
Advice to Debit Account	-	-	-	169,910,976.68	169,910,976.68	-	-	-	42,927,065.20	42,927,065.20	-	-
Notice of Transfer Allocations (NTA)	-	-	-	-	-	-	-	-	-	-	-	-
MDS Checks Issued	-	-	-	-	-	-	-	-	-	-	-	-
Advice to Debit Account	-	-	-	-	-	-	-	-	-	-	-	-
Working Fund For FAPs	-	-	-	-	-	-	-	-	-	-	-	-
Cash Disbursement Ceiling (CDC)	-	-	-	-	-	-	-	-	-	-	-	-
TOTAL CASH DISBURSEMENTS	-	-	-	176,760,047.41	176,760,047.41	-	-	-	55,379,742.95	55,379,742.95	-	-
NON-CASH DISBURSEMENTS												
Tax Remittance Advices Issued (TRA)	-	-	-	24,344,294.94	24,344,294.94	-	-	-	36,684,684.15	36,684,684.15	-	-
Non-Cash Availment Authority (NCAA)	-	-	-	-	-	-	-	-	-	-	-	-
Disbursements effected through outright deductions from claims (please specify...)	-	-	-	-	-	-	-	-	-	-	-	-
Overpayment of expenses (e.g., personnel benefits)	-	-	-	-	-	-	-	-	-	-	-	-
Restitution for loss of government property	-	-	-	-	-	-	-	-	-	-	-	-
Liquidated damages and similar claims	-	-	-	-	-	-	-	-	-	-	-	-
Others (TEF, BTr Documentary Stamp Tax, etc.)	-	-	-	-	-	-	-	-	-	-	-	-
TOTAL NON-CASH DISBURSEMENTS	-	-	-	24,344,294.94	24,344,294.94	-	-	-	36,684,684.15	36,684,684.15	-	-
GRAND TOTAL	-	-	-	201,104,342.35	201,104,342.35	-	-	-	92,064,427.10	92,064,427.10	-	-

SUMMARY:

	Previous Report (As of October 2019)	This Month (September 2019)	As of Date
Total Disbursement Authorities Received	11,107,629,069.79	954,467,738.29	12,062,096,808.08
NCA	3,710,542,346.00	893,230,919.00	4,603,773,265.00
NTA	-	-	-
Working Fund	394,344,685.18	-	394,344,685.18
TRA	568,231,937.09	61,236,819.29	629,468,756.38
CDC	-	-	-
NCAA	6,434,510,101.52	-	6,434,510,101.52
Less: Notice of Transfer Allocations (NTA) Issued	(230,713,570.65)	(23,246,596.35)	(253,960,167.00)
Total Disbursements Authorities Available	10,876,915,499.14	931,221,141.94	11,808,136,641.08
Less:			
Lapsed NCA Disbursements *	(22,544,863.68)	-	(22,544,863.68)
Less: Other Non-Cash Disbursements	(10,535,186,767.57)	(304,710,938.30)	(10,839,897,705.87)
Disbursements effected through outright deductions from claims	-	-	-
Overpayment of expenses (e.g., personnel benefits)	-	-	-
Restitution for loss of government property	-	-	-
Liquidated damages and similar claims	-	-	-
Others (e.g., TEF, BTr Docs Stamp, etc.)	-	-	-
Add/Less: Adjustments (e.g., cancelled/staled checks)	100,581,570.70	4,329.89	100,585,900.59
Balance of Disbursements Authorities as of to date	419,765,438.59	626,514,533.53	1,046,279,972.12

Prepared by:

APRIL ROSE S. LATORRE
Accountant

Date:

Certified correct by:

MARY ANTOINETTE Z. PUNO
Department Chief Accountant

Date:

Recomr

Date:

DISBURSEMENTS

019

FAR No. 4

CURRENT YEAR'S ACCOUNTS PAYABLE						TRUST LIABILITIES				TOTAL					REMARKS
DE	Fin. Exp.	CO	Sub-Total	TOTAL	SUB-TOTAL	PS	MOOE	CO	TOTAL	PS	MOOE	Fin. Exp.	CO	TOTAL	
(1)	(14)	(15)	(16=12+13+14+15)	(17=11+16)	(18=6+17)	(19)	(20)	(21)	22=19+20+21	(23)	(24)	(25)	(26)	(27=23+24+25+26)	(28)
-	-	11,334,328.65	11,334,328.65	66,714,071.60	243,474,119.01	-	-	-	-	-	-	-	243,474,119.01	243,474,119.01	
-	-	5,615,464.48	5,615,464.48	18,068,142.23	24,917,212.96	-	-	-	-	-	-	-	24,917,212.96	24,917,212.96	
-	-	5,718,864.17	5,718,864.17	48,645,929.37	218,556,906.05	-	-	-	-	-	-	-	218,556,906.05	218,556,906.05	
-	-	-	-	-	-	-	-	-	-	-	-	-	-	-	
-	-	-	-	-	-	-	-	-	-	-	-	-	-	-	
-	-	-	-	-	-	-	-	-	-	-	-	-	-	-	
-	-	-	-	-	-	-	-	-	-	-	-	-	-	-	
-	-	11,334,328.65	11,334,328.65	66,714,071.60	243,474,119.01	-	-	-	-	-	-	-	243,474,119.01	243,474,119.01	
-	-	207,840.20	207,840.20	36,892,524.35	61,236,819.29	-	-	-	-	-	-	-	61,236,819.29	61,236,819.29	
-	-	-	-	-	-	-	-	-	-	-	-	-	-	-	
-	-	-	-	-	-	-	-	-	-	-	-	-	-	-	
-	-	-	-	-	-	-	-	-	-	-	-	-	-	-	
-	-	-	-	-	-	-	-	-	-	-	-	-	-	-	
-	-	207,840.20	207,840.20	36,892,524.35	61,236,819.29	-	-	-	-	-	-	-	61,236,819.29	61,236,819.29	
-	-	11,542,168.85	11,542,168.85	103,606,595.95	304,710,938.30	-	-	-	-	-	-	-	304,710,938.30	304,710,938.30	

	Previous Report (As of October 2019)	This Month (September 2019)	As of Date
Total Disbursements Program	10,876,915,499.14	931,221,141.94	11,808,136,641.08
Less: Actual Disbursements	(10,434,581,696.54)	(304,710,938.30)	(10,739,292,634.84)
	<u>442,333,802.60</u>	<u>626,510,203.64</u>	<u>1,068,844,006.24</u>

Pending approval by:

GENEVIENE ECUARESMA
OIC - Office of the Director, Finance Service

Approved by:

ARDELIZA R. MEDENILLA, MNSA, CESO I
Undersecretary for Support Services

Date:

Department : Department of Public Works and Highways
Agency : National Government
Operating Unit : Central Office
Organization Code (UACS) : 180010100000
Funding Source Code (as clustered) : Fund Cluster 03 (F104358, F104359 & 104360)
(e.g. Old Fund Code: 101, 102, 151)

PARTICULARS	CURRENT YEAR BUDGET					PRIOR YEAR'S ACCOUNTS PAYABLE					PRIOR YEAR'S BUDGET
	PS	MOOE	Fin. Exp.	CO	TOTAL	PS	MOOE	Fin. Exp.	CO	Sub-Total	PS
(1)	(2)	(3)	(4)	(5)	(6=2+3+4+5)	(7)	(8)	(9)	(10)	(11=7+8+9+10)	(12)
CASH DISBURSEMENTS											
Notice of Cash Allocation (NCA)	-	-	-	-	-	-	-	-	52,066,174.40	52,066,174.40	-
MDS Checks Issued											
Advice to Debit Account									52,066,174.40	52,066,174.40	
Notice of Transfer Allocations (NTA)	-	-	-	-	-	-	-	-	-	-	-
MDS Checks Issued											
Advice to Debit Account											
Working Fund For FAPs											
Cash Disbursement Ceiling (CDC)											
TOTAL CASH DISBURSEMENTS	-	-	-	-	-	-	-	-	52,066,174.40	52,066,174.40	-
NON-CASH DISBURSEMENTS											
Tax Remittance Advices Issued (TRA)					-				4,512,724.61	4,512,724.61	
Non-Cash Availment Authority (NCAA)					-					-	
Disbursements effected through outright deductions from claims (please specify...)	-	-	-	-	-	-	-	-	-	-	-
Overpayment of expenses (e.g., personnel benefits)					-					-	
Restitution for loss of government property					-					-	
Liquidated damages and similar claims					-					-	
Others (TEF, BTr Documentary Stamp Tax, etc.)					-					-	
TOTAL NON-CASH DISBURSEMENTS	-	-	-	-	-	-	-	-	4,512,724.61	4,512,724.61	-
GRAND TOTAL	-	-	-	-	-	-	-	-	56,578,899.01	56,578,899.01	-

SUMMARY:

	Previous Report As of October 2019	This Month November 2019	As of Date
Total Disbursement Authorities Received	2,411,456,785.60	304,509,755.61	2,715,966,541.21
NCA	2,384,136,672.00	299,997,031.00	2,684,133,703.00
NTA			-
Working Fund			-
TRA	27,320,113.60	4,512,724.61	31,832,838.21
CDC			-
NCAA			-
Less: Notice of Transfer Allocations (NTA) Issued	(1,306,895,870.86)	(179,365,904.97)	(1,486,261,775.83)
Total Disbursements Authorities Available	1,104,560,914.74	125,143,850.64	1,229,704,765.38
Less:			
Lapsed NCA	(270,649,839.64)	-	(270,649,839.64)
Disbursements *	(745,572,168.47)	(56,578,899.01)	(802,151,067.48)
Less: Other Non-Cash Disbursements			
Disbursements effected through outright deductions from claims	-	-	-
Overpayment of expenses (e.g., personnel benefits)		-	-
Restitution for loss of government property		-	-
Liquidated damages and similar claims		-	-
Others (e.g., TEF, BTr Docs Stamp, etc.)		-	-
Add/Less: Adjustments (e.g., cancelled/staled checks)			-
Balance of Disbursements Authorities as of to date	88,338,906.63	68,564,951.63	156,903,858.26

Prepared by:

JACQUELINE TOLENTINO
Accountant II

Date:

Certified correct by:

MARY ANTONETTE Z. PUNO
Department Chief Accountant

Date:


CURRENT YEAR'S ACCOUNTS PAYABLE				TOTAL	SUB-TOTAL	TRUST LIABILITIES				TOTAL					REMARKS
MOOE	Fin. Exp.	CO	Sub-Total			PS	MOOE	CO	TOTAL	PS	MOOE	Fin. Exp.	CO	TOTAL	
(13)	(14)	(15)	(16=12+13+14+15)	(17=11+16)	(18=6+17)	(19)	(20)	(21)	22=19+20+21	(23)	(24)	(25)	(26)	(27=23+24+25+26)	(28)
-	-	-	-	52,066,174.40	52,066,174.40	-	-	-	-	-	-	-	52,066,174.40	52,066,174.40	
-	-	-	-	52,066,174.40	52,066,174.40	-	-	-	-	-	-	-	52,066,174.40	52,066,174.40	
-	-	-	-	-	-	-	-	-	-	-	-	-	-	-	
-	-	-	-	-	-	-	-	-	-	-	-	-	-	-	
-	-	-	-	-	-	-	-	-	-	-	-	-	-	-	
-	-	-	-	52,066,174.40	52,066,174.40	-	-	-	-	-	-	-	52,066,174.40	52,066,174.40	
-	-	-	-	4,512,724.61	4,512,724.61	-	-	-	-	-	-	-	4,512,724.61	4,512,724.61	
-	-	-	-	-	-	-	-	-	-	-	-	-	-	-	
-	-	-	-	-	-	-	-	-	-	-	-	-	-	-	
-	-	-	-	-	-	-	-	-	-	-	-	-	-	-	
-	-	-	-	-	-	-	-	-	-	-	-	-	-	-	
-	-	-	-	4,512,724.61	4,512,724.61	-	-	-	-	-	-	-	4,512,724.61	4,512,724.61	
-	-	-	-	56,578,899.01	56,578,899.01	-	-	-	-	-	-	-	56,578,899.01	56,578,899.01	

	Previous Report As of October 2019	This Month November 2019	As of Date
Total Disbursement Program	1,104,560,914.74	120,631,126.03	1,225,192,040.77
Less: Actual Disbursements	(745,572,168.47)	(56,578,899.01)	(802,151,067.48)
	<u>358,988,746.27</u>	<u>64,052,227.02</u>	<u>423,040,973.29</u>

Recommending approval by:


GENEVIEWE E. CUARESMA
OIC - Office of the Director, Finance Service

Approved by:


ARDELIZA R. MEDENILLA, MNSA, CESO I
Undersecretary for Support Services

Date:

CONSOLIDATED MONTHLY REPORT OF DISBURSEMENTS
For the month of November 2019

Department : Department of Public Works and Highways
Agency : National Government
Operating Unit : Central Office
Organization Code (UACS) : 180010100000
Funding Source Code (as clustered) : Fund Cluster 04 (104163/104167)

PARTICULARS	CURRENT YEAR BUDGET					PRIOR YEAR'S ACCOUNTS PAYABLE					PRIOR YEAR'S BUDGET	
	PS	MOOE	Fin. Exp.	CO	TOTAL	PS	MOOE	Fin. Exp.	CO	Sub-Total	PS	MOOE
(1)	(2)	(3)	(4)	(5)	(6=2+3+4+5)	(7)	(8)	(9)	(10)	(11=7+8+9+10)	(12)	(13)
CASH DISBURSEMENTS												
Notice of Cash Allocation (NCA)	-	-	-	-	-	-	-	-	-	-	-	-
MDS Checks Issued	-	-	-	-	-	-	-	-	-	-	-	-
Advice to Debit Account	-	-	-	-	-	-	-	-	-	-	-	-
Notice of Transfer Allocations (NTA)	-	-	-	-	-	-	-	-	-	-	-	-
MDS Checks Issued	-	-	-	-	-	-	-	-	-	-	-	-
Advice to Debit Account	-	-	-	-	-	-	-	-	-	-	-	-
Working Fund For FAPs	-	-	-	-	-	-	-	-	-	-	-	-
Cash Disbursement Ceiling (CDC)	-	-	-	-	-	-	-	-	-	-	-	-
TOTAL CASH DISBURSEMENTS	-	-	-	-	-	-	-	-	-	-	-	-
NON-CASH DISBURSEMENTS												
Tax Remittance Advices Issued (TRA)	-	-	-	-	-	-	-	-	-	-	-	-
Non-Cash Availment Authority (NCAA)	-	-	-	-	-	-	-	-	-	-	-	-
Disbursements effected through outright deductions from claims (please specify...)	-	-	-	-	-	-	-	-	-	-	-	-
Overpayment of expenses (e.g., personnel benefits)	-	-	-	-	-	-	-	-	-	-	-	-
Restitution for loss of government property	-	-	-	-	-	-	-	-	-	-	-	-
Liquidated damages and similar claims	-	-	-	-	-	-	-	-	-	-	-	-
Others (TEF, BTr Documentary Stamp Tax, etc.)	-	-	-	-	-	-	-	-	-	-	-	-
TOTAL NON-CASH DISBURSEMENTS	-	-	-	-	-	-	-	-	-	-	-	-
GRAND TOTAL	-	-	-	-	-	-	-	-	-	-	-	-

SUMMARY:

	Previous Report (As of October 2019)	This Month (November 2019)	As of Date
Total Disbursement Authorities Received	1,004,498,312.34	39,637,357.11	1,044,135,669.45
NCA	-	-	-
NTA	-	-	-
Working Fund	988,880,472.78	39,637,357.11	1,028,517,829.89
TRA	6,045,676.80	-	6,045,676.80
CDC	-	-	-
NCAA	9,572,162.76	-	9,572,162.76
Less: Notice of Transfer Allocations (NTA) Issued	-	-	-
Total Disbursements Authorities Available	1,004,498,312.34	39,637,357.11	1,044,135,669.45
Less:			
Lapsed NCA	-	-	-
Disbursements *	(125,871,530.00)	-	(125,871,530.00)
Less: Other Non-Cash Disbursements	-	-	-
Disbursements effected through outright deductions from claims	-	-	-
Overpayment of expenses (e.g., personnel benefits)	-	-	-
Restitution for loss of government property	-	-	-
Liquidated damages and similar claims	-	-	-
Others (e.g., TEF, BTr Docs Stamp, etc.)	-	-	-
Add/Less: Adjustments (i.e.g., cancelled/staled checks)	-	-	-
Balance of Disbursements Authorities as of date	878,626,782.34	39,637,357.11	918,264,139.45

Prepared by:

APRIL ROSE S. LATORRE
Accountant II

Date:

Certified correct by:

MARY ANTOINETTE Z. PUNO
Department Chief Accountant

Date:

Recommending appro

Date:

[illegible]

	Previous Report (As of October 2019)	This Month (November 2019)	As of Date
Total Disbursements Program	1,004,498,312.34	39,637,357.11	1,044,135,669.45
Less: Actual Disbursements	(125,871,530.00)	-	(125,871,530.00)
	<u>878,626,782.34</u>	<u>39,637,357.11</u>	<u>918,264,139.45</u>

al by:

GENEVIEVE E. CUARESMA
OIC - Office of the Director, Finance Service

Approved by:

ARDELIZA R. MEDENILLA, MNSA, CESO I
Undersecretary for Support Services

Date:

Department : Department of Public Works and Highways
Agency : National Government
Operating Unit : Central Office
Organization Code (UACS) : 180010100000
Funding Source Code (as clustered) : Fund Cluster 07 (308601)

PARTICULARS	CURRENT YEAR BUDGET					PRIOR YEAR'S ACCOUNTS PAYABLE					PRIOR YEAR'S BUDGET	
	PS	MOOE	Fin. Exp.	CO	TOTAL	PS	MOOE	Fin. Exp.	CO	Sub-Total	PS	M
	(2)	(3)	(4)	(5)	(6=2+3+4+5)	(7)	(8)	(9)	(10)	(11=7+8+9+10)	(12)	(13)
CASH DISBURSEMENTS												
Notice of Cash Allocation (NCA)	-	-	-	-	-	-	-	-	-	-	-	-
MDS Checks Issued												
Advice to Debit Account												
Notice of Transfer Allocations (NTA)	-	-	-	-	-	-	-	-	-	-	-	-
MDS Checks Issued												
Advice to Debit Account												
Working Fund For FAPs												
Cash Disbursement Ceiling (CDC)												
TOTAL CASH DISBURSEMENTS	-	-	-	-	-	-	-	-	-	-	-	-
NON-CASH DISBURSEMENTS												
Tax Remittance Advices Issued (TRA)					-					-		
Non-Cash Availment Authority (NCAA)					-					-		
Disbursements effected through outright deductions from claims (please specify...)	-	-	-	-	-	-	-	-	-	-	-	-
Overpayment of expenses (e.g., personnel benefits)					-					-		
Restitution for loss of government property					-					-		
Liquidated damages and similar claims					-					-		
Others (TEF, BTr Documentary Stamp Tax, etc.)					-					-		
TOTAL NON-CASH DISBURSEMENTS	-	-	-	-	-	-	-	-	-	-	-	-
GRAND TOTAL	-	-	-	-	-	-	-	-	-	-	-	-

SUMMARY:

	Previous Report (September 2019)	This Month (October 2019)	As of Date
Total Disbursement Authorities Received			
NCA	4,480,050,000.00	120,000,000.00	4,600,050,000.00
NTA	4,480,050,000.00	120,000,000.00	4,600,050,000.00
Working Fund			-
TRA			-
CDC			-
NCAA			-
Less: Notice of Transfer Allocations (NTA) Issued	(3,143,250,175.16)	(139,504,288.09)	(3,282,754,463.25)
Total Disbursements Authorities Available	1,336,799,824.84	(19,504,288.09)	1,317,295,536.75
Less:			
Lapsed NCA			-
Disbursements *	(1,309,279,731.36)	-	(1,309,279,731.36)
Less: Other Non-Cash Disbursements			-
Disbursements effected through outright deductions from claims	-	-	-
Overpayment of expenses (e.g., personnel benefits)		-	-
Restitution for loss of government property		-	-
Liquidated damages and similar claims		-	-
Others (e.g., TEF, BTr Docs Stamp, etc.)		-	-
Add/Less: Adjustments (e.g., cancelled/staled checks)			-
Balance of Disbursements Authorities as of date	27,520,093.48	(19,504,288.09)	8,015,805.39

Prepared by:

JACQUELINE TOLENTINO
Accountant II

Date:

Certified correct by:

MARY ANTOINETTE Z. PUNO
Department Chief Accountant

Date:

Recomr

Date:

Total Cash Disbursement Program
Less: Actual Disbursements

As of Date

(1,309,279,731.36)

(1,309,279,731.36)

10

(1,309,279,731.36)

GENEVIEVE E. CUARESMA
OIC - Office of the Director, Finance Service

ARDELIZA R. MEDENILLA, MNSA, CESO I
Undersecretary for Support Services

Date:

CONSOLIDATED MONTHLY REPORT OF DISBURSEMENTS
For the month of November 2019

Department : Department of Public Works and Highways
Agency : National Government
Operating Unit : Nationwide
Organization Code (UACS) :
Funding Source Code (as clustered) : ALL FUNDS

PARTICULARS	CURRENT YEAR BUDGET					PRIOR YEAR'S BUDGET										TOTAL	SUB-TOTAL	TRUS			
						PRIOR YEAR'S ACCOUNTS PAYABLE					CURRENT YEAR'S ACCOUNTS PAYABLE							TOTAL	SUB-TOTAL	PS	MOOE
	PS	MOOE	Fin. Exp.	CO	TOTAL	PS	MOOE	Fin. Exp.	CO	Sub-Total	PS	MOOE	Fin. Exp.	CO	Sub-Total						
	(1)	(2)	(3)	(4)	(5)	(6=2+3+4+5)	(7)	(8)	(9)	(10)	(11=7+8+9+10)	(12)	(13)	(14)	(15)						
CASH DISBURSEMENTS																					
Notice of Cash Allocation	1,297,083,197.70	1,142,480,125.95	-	37,018,977,856.51	39,458,541,180.16	54,548.69	114,666,784.25	-	23,667,974,840.22	25,533,405,911.93	-	37,321,284.17	-	943,803,873.43	1,211,001,582.36	26,744,407,494.29	66,202,948,674.45	5,830,438.00	40,402.93		
MDS Checks Issued	234,182,046.92	98,559,867.88	-	1,397,319,999.60	1,730,061,914.40	-	-	-	-	1,750,709,738.77	-	-	-	-	229,876,424.76	1,980,586,163.53	3,710,648,077.93	3,559,619.22	30,982.34		
Central Office	44,424,913.37	395,220.77	-	168,222,736.98	213,042,871.12	451,748.31	-	-	319,929,126.91	320,380,875.22	-	6,380.49	-	60,845,313.37	60,851,693.86	381,232,569.08	594,275,440.20	-	-		
NCR	10,546,020.35	8,965,791.01	-	3,523,477.04	23,035,288.40	-	51,199.45	-	153,093.17	204,292.62	-	-	-	277,178.41	386,024.39	590,317.01	23,625,605.41	-	-		
CAR	7,160,334.49	1,967,872.20	-	1,288,656.76	10,416,863.45	-	-	-	872,391.45	872,391.45	-	-	-	11,454.31	11,454.31	883,845.76	11,300,709.21	-	-		
Region I	2,953,116.96	1,589,089.41	-	13,442,662.90	17,984,869.27	-	-	-	1,235,288.58	1,235,288.58	-	-	-	162,560.81	162,560.81	1,397,849.39	19,382,718.66	-	-		
Region II	1,348,622.65	1,128,493.10	-	742,841.44	3,219,957.19	-	-	-	1,126,010.94	1,126,010.94	-	360.00	-	215,876.92	216,236.92	1,342,247.86	4,562,205.05	-	-		
Region III	16,087,167.42	1,590,503.74	-	4,494,143.76	22,171,814.92	-	-	-	17,808,317.76	17,808,317.76	-	-	-	81,887.55	165,661.92	17,973,979.68	40,145,794.60	-	-		
Region IV-A	12,526,896.60	3,212,399.26	-	3,811,499.50	19,550,795.36	-	-	-	6,619,196.35	6,619,196.35	-	-	-	5,770,446.58	5,770,446.58	12,389,642.93	31,940,438.29	1,178,722.92	30,982.34		
Region IV-B	7,396,091.26	4,415,286.28	-	5,838,839.89	17,650,217.43	-	-	-	7,061,649.72	7,061,649.72	-	-	-	1,441,400.74	1,441,400.74	8,503,050.46	26,153,267.89	-	-		
Region V	11,693,842.37	12,856,085.86	-	231,858,272.21	256,408,200.44	-	-	-	92,001,255.67	92,001,255.67	-	180,253.15	-	5,842,644.50	6,022,897.65	98,024,153.32	354,432,353.76	216,571.70	-		
Region VI	10,799,666.49	13,058,855.13	-	76,726,376.13	100,584,897.75	-	811,845.19	-	95,482,284.16	96,294,129.35	-	4,725.04	-	2,243,301.16	2,248,026.20	98,542,155.55	199,127,053.30	1,092,587.16	-		
Region VII	35,008,714.35	24,830,954.83	-	420,914,355.21	480,754,024.39	2,400.00	944,413.81	-	104,258,615.14	105,205,428.95	-	1,780.00	-	20,461,946.80	20,463,726.80	125,669,155.75	606,423,180.14	-	-		
Region VIII	25,108,795.85	9,636,022.88	-	26,647,364.58	61,392,183.31	-	430.22	-	9,234,411.05	9,234,841.27	-	-	-	6,554,119.00	6,695,709.23	15,930,550.50	77,322,733.81	-	-		
Region IX	3,209,439.56	555,942.93	-	1,624,470.02	5,389,852.51	-	-	-	38,249,461.50	38,249,461.50	-	353,917.00	-	123,942.25	477,859.25	38,727,320.75	44,117,173.26	-	-		
Region X	15,156,709.61	2,739,484.03	-	7,702,468.99	25,598,662.63	-	-	-	38,735,620.00	38,735,620.00	-	-	-	1,253,978.83	1,253,978.83	39,989,598.83	65,588,261.46	-	-		
Region XI	6,343,287.22	1,766,430.76	-	8,412,281.30	16,521,999.28	-	-	-	2,717,468.04	2,717,468.04	-	-	-	1,277,977.27	1,277,977.27	3,995,445.31	20,517,444.59	1,071,737.44	-		
Region XII	17,646,779.98	8,391,715.13	-	410,074,724.37	436,113,219.48	-	4,198,675.42	-	1,005,672,723.24	1,009,871,398.66	-	2,619.55	-	121,993,293.15	121,995,912.70	1,131,867,311.36	1,567,980,530.84	-	-		
Region XIII	6,771,648.39	1,459,720.56	-	11,994,828.52	20,226,197.47	-	12,060.00	-	3,080,052.69	3,092,112.69	-	-	-	434,857.30	434,857.30	23,753,167.46	2,270,818.78	9,420.59	-		
Advice to Debit Account	1,062,901,150.78	1,043,920,258.07	-	35,621,657,856.91	37,728,479,265.76	54,548.69	114,666,784.25	-	23,667,974,840.22	23,782,696,173.16	-	-	-	37,321,284.17	37,321,284.17	113,872,170.42	782,290,647.88	-	-		
Central Office	149,599,090.32	19,096,952.44	-	621,810,971.47	790,507,014.23	34,662.99	-	-	668,383,814.47	668,418,477.46	-	-	-	108,994,599.31	108,994,599.31	14,548,672.48	436,256,613.81	-	-		
NCR	49,015,769.65	59,226,809.18	-	1,102,000,590.67	1,210,243,169.50	-	11,245,890.96	-	410,462,050.37	421,707,941.33	-	-	-	14,548,672.48	14,548,672.48	1,251,451,660.13	2,569,568,773.45	-	-		
CAR	64,370,486.44	54,882,722.65	-	1,198,863,904.23	1,318,117,113.32	132.30	8,870,846.46	-	1,217,818,692.73	1,226,689,671.49	-	9,198.16	-	24,752,790.48	24,761,988.64	6,613,596.94	1,045,454,229.69	-	-		
Region I	59,725,354.53	108,112,059.47	-	2,484,056,304.73	2,651,893,718.73	-	2,067,216.16	-	1,036,773,416.59	1,038,840,632.75	-	-	-	6,613,596.94	6,613,596.94	6,073,194.18	457,819,354.39	-	-		
Region II	67,147,740.62	84,407,483.93	-	1,494,956,924.88	1,646,512,149.43	17,908.54	2,409,143.20	-	448,930,729.76	451,357,781.50	-	388,378.71	-	6,073,194.18	6,461,572.89	24,440,026.44	4,811,578,034.97	31,067.60	-		
Region III	71,597,751.84	56,486,031.71	-	3,200,471,299.15	3,328,555,082.70	-	5,673,576.17	-	1,452,909,349.66	1,458,582,925.83	-	209,650.10	-	24,230,376.34	24,440,026.44	1,483,022,952.27	7,614,068,458.53	298,647.27	-		
Region IV-A	68,281,858.59	73,178,030.33	-	4,961,233,807.37	5,102,693,696.29	-	3,632,499.97	-	2,388,067,383.49	2,391,699,883.46	-	-	-	119,662,768.94	119,674,878.78	2,511,374,762.24	3,361,276,206.96	-	-		
Region IV-B	47,764,800.63	51,684,362.38	-	1,482,310,475.92	1,581,759,638.93	-	11,763,180.08	-	1,762,647,992.84	1,762,647,992.84	-	-	-	16,154,535.21	16,868,575.19	1,779,516,568.03	5,287,603,402.56	-	-		
Region V	77,749,862.53	65,494,624.45	-	3,001,040,215.29	3,144,284,702.27	1,844.86	35,148,747.70	-</													

As of Month	As of Date
September 2019)	
94,054,814,398.21	572,821,556,441.02
75,229,080,187.54)	(543,543,272,171.37)
18,825,734,210.67	29,278,284,269.65

ARDELIZA R. MEDENILLA, MNSA, CESO I
Undersecretary for Support Services

Date:



In following-up, pls. cite DMS ref #

2019-BA-0118988

REPUBLIC OF THE PHILIPPINES
DEPARTMENT OF BUDGET AND MANAGEMENT
GENERAL SOLANO STREET, SAN MIGUEL, MANILA

ACKNOWLEDGEMENT RECEIPT

The **DEPARTMENT OF BUDGET AND MANAGEMENT** hereby acknowledges the receipt of your letter/request which has been uploaded to the DBM-Document Management System and routed to the appropriate office/s with the following information:

Sender: DPWH - PERSONAL DELIVERY

Document Title: DPWH-SUBMISSION OF CONSOLIDATED MRD-FAR 4 FOR ALL FUNDS FOR THE MONTH OF OCTOBER 2019

Document Reference No: 2019-BA-0118988

Date and Time Uploaded: Lunes, Nobyembre 11, 2019 3:33:54 PM

Uploaded By: RECEIVING ISAY BERDIN

Routed To: BMB-A Christine P. Santos

CC:

Total no of pages received: 1 copy and 7 pages

The determination of the completeness of the documentary requirements submitted, if any, is subject to the evaluation of the technical person in charge.

This receipt is system generated and does not require signature.

Received by:



DOCUMENT
MANAGEMENT
SYSTEM

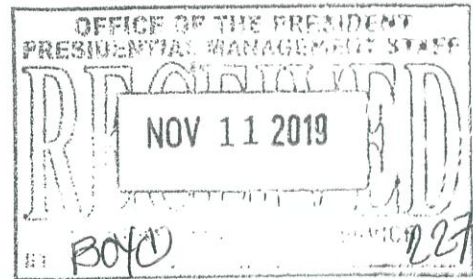


Republic of the Philippines
DEPARTMENT OF PUBLIC WORKS AND HIGHWAYS
CENTRAL OFFICE
Manila

November 8, 2019

SECRETARY WENDEL E. AVISADO

Department of Budget and Management
Boncodin Hall, Gen. Solano St.
San Miguel, Manila



Attention: Director Maria Grace M. Delos Santos

Officer-in-Charge, Budget and Management Bureau A (BMB-A)

Dear Secretary Avisado:

In compliance with the Joint Circular No. 2019-1 dated January 1, 2019, we are submitting the **Consolidated Monthly Report of Disbursements (MRD) – FAR No. 4** for All Funds for the month of October 2019 as per new prescribed format. The said report was also submitted thru the Unified Reporting System (URS).

Please acknowledge receipt hereof.

Very truly yours,

ARDELIZA R. MEDENILLA, MNSA, CESO I
Undersecretary for Support Services

cc: - Presidential Management Staff (Office of the President)
Malacañang, Manila

8.1.2 FKK/JJC/MZP



Republic of the Philippines
DEPARTMENT OF PUBLIC WORKS AND HIGHWAYS
CENTRAL OFFICE
Manila

November 8, 2019

[Handwritten signature and initials]

ASSISTANT COMMISSIONER LOURDES M. CASTILLO

Government Accountancy Sector
Commission on Audit
Commonwealth Avenue, Quezon City

Attention: MR. USMIN P. DIAMEL, DIRECTOR IV
Government Accountancy Office

Dear Assistant Commissioner Castillo:

In compliance with the Joint Circular No. 2019-1 dated January 1, 2019, we are submitting the **Consolidated Monthly Report of Disbursements (MRD) – FAR No. 4** for All Funds for the month of October 2019 as per new prescribed format. The said report was also submitted thru the Unified Reporting System (URS) of the DBM.

Please acknowledge receipt hereof.

Very truly yours,

[Handwritten signature of Ardeliza R. Medenilla]

ARDELIZA R. MEDENILLA, MNSA, CESO I
Undersecretary for Support Services

8.1.2 FKK/JJC/MZP



Republic of the Philippines
DEPARTMENT OF PUBLIC WORKS AND HIGHWAYS
CENTRAL OFFICE
Manila

November 8, 2019

COA-DPWH-OSEC

F101/PMO-IRROW

Received by: Maribel

Date: 11-11-2019

AUDITOR AVENILDA B. TORRES

Supervising Auditor
Office of the Auditor
Commission on Audit - DPWH

Dear Auditor Torres:

In compliance with Joint Circular No. 2019-1 dated January 1, 2019, we are submitting the **Consolidated Monthly Report of Disbursements (MRD) – FAR No. 4** for All Funds for the month of October 2019 as per new prescribed format. The said report was also submitted thru the Unified Reporting System (URS) of the DBM.

Please acknowledge receipt hereof.

Very truly yours,


ARDELIZA R. MEDENILLA, MNSA, CESO I
Undersecretary for Support Services

8.1.2 FKK/JJC/MZP

CONSOLIDATED MONTHLY REPORT OF DISBURSEMENTS
For the month of October 2019

Department : Department of Public Works and Highways
Agency : National Government
Operating Unit : Central Office
Organization Code (UACS) : 180010100000
Funding Source Code (as clustered) : Fund Cluster 01 (101101/ 101406/ 101407/ 104102)

PARTICULARS	CURRENT YEAR BUDGET					PRIOR YEAR'S ACCOUNTS PAYABLE					PRIOR YEAR'S BUDGET	
	PS	MOOE	Fin. Exp.	CO	TOTAL	PS	MOOE	Fin. Exp.	CO	Sub-Total	PS	MOOE
	(2)	(3)	(4)	(5)	(6=2+3+4+5)	(7)	(8)	(9)	(10)	(11=7+8+9+10)	(12)	(13)
CASH DISBURSEMENTS												
Notice of Cash Allocation (NCA)	70,664,071.58	36,757,069.60	-	454,601,304.97	562,022,446.15	421,303.56	8,613,336.04	-	1,446,375,020.63	1,455,409,660.23	-	9,298,282.58
MDS Checks Issued	2,080,452.56	17,717,709.99	-	345,791,888.07	365,590,050.62	421,303.56	97,495.03	-	799,286,776.87	799,805,575.46	-	108,162.80
Advice to Debit Account	68,583,619.02	19,039,359.61	-	108,809,416.90	196,432,395.53	-	8,515,841.01	-	647,088,243.76	655,604,084.77	-	9,190,119.78
Notice of Transfer Allocations (NTA)												
MDS Checks Issued												
Advice to Debit Account												
Working Fund For FAPs												
Cash Disbursement Ceiling (CDC)												
TOTAL CASH DISBURSEMENTS	70,664,071.58	36,757,069.60	-	454,601,304.97	562,022,446.15	421,303.56	8,613,336.04	-	1,446,375,020.63	1,455,409,660.23	-	9,298,282.58
NON-CASH DISBURSEMENTS												
Tax Remittance Advices Issued (TRA)	10,128,023.76	502,486.31	-	4,432,318.80	15,062,828.87	-	167.90	-	35,113,561.75	35,113,729.65	-	233,225.56
Non-Cash Availment Authority (NCAA)												
Disbursements effected through outright deductions from claims (please specify...)												
Overpayment of expenses (e.g., personnel benefits)												
Restitution for loss of government property												
Liquidated damages and similar claims												
Others (TEF, BTr Documentary Stamp Tax, etc.)												
TOTAL NON-CASH DISBURSEMENTS	10,128,023.76	502,486.31	-	4,432,318.80	15,062,828.87	-	167.90	-	35,113,561.75	35,113,729.65	-	233,225.56
GRAND TOTAL	80,792,095.34	37,259,555.91	-	459,033,623.77	577,085,275.02	421,303.56	8,613,503.94	-	1,481,488,582.38	1,490,523,389.88	-	9,531,508.14

SUMMARY:

	Previous Report (As of September 2019)	This Month (October 2019)	As of Date
Total Disbursement Authorities Received	219,057,552,308.28	44,804,061,475.64	263,861,613,783.92
NCA	218,582,819,782.00	44,752,956,355.00	263,335,776,137.00
NTA	-	-	-
Working Fund	474,732,526.28	51,105,120.64	525,837,646.92
TRA	-	-	-
CDC	-	-	-
NCAA	(206,617,375,150.51)	(40,728,152,223.75)	(247,345,527,374.26)
Less: Notice of Transfer Allocations (NTA) Issued (adj)	12,440,177,157.77	4,075,909,251.89	16,516,086,409.66
Total Disbursements Authorities Available	12,440,177,157.77	4,075,909,251.89	16,516,086,409.66
Less:			
Lapsed NCA	(3,645,256.36)	-	(3,645,256.36)
Disbursements * (Adj)	(12,455,170,138.78)	(2,323,533,686.63)	(14,778,703,825.41)
Less: Other Non-Cash Disbursements	-	-	-
Disbursements effected through outright deductions from claims	-	-	-
Overpayment of expenses (e.g., personnel benefits)	-	-	-
Restitution for loss of government property	-	-	-
Liquidated damages and similar claims	-	-	-
Others (e.g., TEF, BTr Docs Stamp, etc.)	-	-	-
Add/Less: Adjustments (e.g., cancelled/staled checks)	18,638,237.37	-	18,638,237.37
Balance of Disbursements Authorities as of date	(0.00)	1,752,375,565.26	1,752,375,565.26

Prepared by:


FARHAN K. KARIM
Accountant III

Date:

Certified correct by:


MARY ANTOINETTE Z. PUNO
Department Chief Accountant

Date:

Recommending appro

Date:

EMENTS

FAR No. 4

IR'S ACCOUNTS PAYABLE				SUB-TOTAL	TRUST LIABILITIES				TOTAL				REMARKS	
Fin. Exp.	CO	Sub-Total	TOTAL		PS	MOOE	CO	TOTAL	PS	MOOE	Fin. Exp.	CO		TOTAL
(14)	(15)	(16=12+13+14+15)	(17=11+16)	(18=6+17)	(19)	(20)	(21)	22=19+20+21	(23)	(24)	(25)	(26)	(27=23+24+25+26)	(28)
-	245,698,177.03	254,996,459.61	1,710,406,119.84	2,272,428,565.99	-	-	-	-	71,085,375.14	54,668,688.22	-	2,146,674,502.63	2,272,428,565.99	
-	206,125,054.82	206,233,217.62	1,006,038,793.08	1,371,628,843.70	-	-	-	-	2,501,756.12	17,923,367.82	-	1,351,203,719.76	1,371,628,843.70	
-	39,573,122.21	48,763,241.99	704,367,326.76	900,799,722.29	-	-	-	-	68,583,619.02	36,745,320.40	-	795,470,782.87	900,799,722.29	
-	-	-	-	-	-	-	-	-	-	-	-	-	-	
-	-	-	-	-	-	-	-	-	-	-	-	-	-	
-	-	-	-	-	-	-	-	-	-	-	-	-	-	
-	-	-	-	-	-	-	-	-	-	-	-	-	-	
-	-	-	-	-	-	-	-	-	-	-	-	-	-	
-	245,698,177.03	254,996,459.61	1,710,406,119.84	2,272,428,565.99	-	-	-	-	71,085,375.14	54,668,688.22	-	2,146,674,502.63	2,272,428,565.99	
-	695,336.56	928,562.12	36,042,291.77	51,105,120.64	-	-	-	-	10,128,023.76	735,879.77	-	40,241,217.11	51,105,120.64	
-	-	-	-	-	-	-	-	-	-	-	-	-	-	
-	-	-	-	-	-	-	-	-	-	-	-	-	-	
-	-	-	-	-	-	-	-	-	-	-	-	-	-	
-	-	-	-	-	-	-	-	-	-	-	-	-	-	
-	695,336.56	928,562.12	36,042,291.77	51,105,120.64	-	-	-	-	10,128,023.76	735,879.77	-	40,241,217.11	51,105,120.64	
-	246,393,513.59	255,925,021.73	1,746,448,411.61	2,323,533,686.63	-	-	-	-	81,213,398.90	55,404,567.99	-	2,186,915,719.74	2,323,533,686.63	

	Previous Report (As of September 2019)	This Month (October 2019)	As of Date
Total Cash Disbursement Program	218,582,819,782.00	44,752,956,355.00	263,335,776,137.00
Less: Actual Cash Disbursements	(12,009,661,184.87)	(2,272,428,565.99)	(14,282,089,750.86)
	206,573,158,597.13	42,480,527,789.01	249,053,686,386.14
Less: Notice of Transfer Allocations (NTA) Issued (Over)/Under Spending			(247,345,527,374.26)
			1,708,159,011.88

val by:

GENEVIENE P. CUARESMA
OIC, Office of the Director, Financial Service

Approved by:

ARDELIZA R. MEDENILLA, MNSA, CESO I
Undersecretary for Support Services

Date:

Department	: <u>Department of Public Works and Highways</u>
Agency	: <u>National Government</u>
Operating Unit	: <u>Central Office</u>
Organization Code (UACS)	: <u>180010100000</u>
Funding Source Code (as clustered)	: <u>Fund Cluster 02 (101151/ 101152/ 101163/ 101167/ 101168)</u>

[illegible]

Total Disbursement Authorities Received

SUMMARY:	Previous Report (As of September 2019)	This Month (October 2019)	As of Date
Total Disbursement Authorities Received	10,056,567,652.96	1,051,061,416.83	11,107,629,069.79
NCA	3,155,730,346.00	554,812,000.00	3,710,542,346.00
NTA		-	-
Working Fund	394,344,685.18	-	394,344,685.18
TRA	534,396,909.74	33,835,027.35	568,231,937.09
CDC	5,972,095,712.04	462,414,389.48	6,434,510,101.52
NCAA	(194,312,504.21)	(36,401,066.44)	(230,713,570.65)
Less: Notice of Transfer Allocations* (NTA) Issued	9,862,255,148.75	1,014,660,350.39	10,876,915,499.14
Total Disbursements Authorities Available			
Less:	(22,544,863.68)	-	(22,544,863.68)
Lapsed NCA	(9,651,758,508.68)	(883,428,258.89)	(10,535,186,767.57)
Disbursements *	-	-	-
Less: Other Non-Cash Disbursements	-	-	-
Disbursements effected through outright deductions from claims	-	-	-
Overpayment of expenses (e.g., personnel benefits)	-	-	-
Restitution for loss of government property	-	-	-
Liquidated damages and similar claims	-	-	-
Others (e.g., TEF, BTR Docs Stamp, etc.)	100,605,071.03	(23,500.33)	100,581,570.70
Add/Less: Adjustments (i.e., cancelled/staled checks)	288,556,847.42	131,208,591.17	419,765,438.59
Balance of Disbursements Authorities as of to date			

APRIL ROSE S. LATORRE
Accountant II

MARY ANTOINETTE Z. PUNO
Department Chief Accountant

Recommendations

Date: _____

BURSEMENTS

FAR No. 4

CURRENT YEAR'S ACCOUNTS PAYABLE						TRUST LIABILITIES				TOTAL					REMARKS
Fin. Exp.	CO	Sub-Total	TOTAL	SUB-TOTAL		PS	MOOE	CO	TOTAL	PS	MOOE	Fin. Exp.	CO	TOTAL	
(14)	(15)	(16=12+13+14+15)	(17=11+16)	(18=6+17)		(19)	(20)	(21)	22=19+20+21	(23)	(24)	(25)	(26)	(27=23+24+25+26)	(28)
-	50,886,507.29	50,886,507.29	228,656,377.45	376,439,023.39	-	-	-	-	-	-	-	-	376,439,023.39	376,439,023.39	
-	10,754,957.61	10,754,957.61	19,718,244.60	132,134,470.79	-	-	-	-	-	-	-	-	132,134,470.79	132,134,470.79	
-	40,131,549.68	40,131,549.68	208,938,132.85	244,304,552.60	-	-	-	-	-	-	-	-	244,304,552.60	244,304,552.60	
-	-	-	-	-	-	-	-	-	-	-	-	-	-	-	
-	-	-	-	-	-	-	-	-	-	-	-	-	-	-	
-	-	-	10,739,818.67	10,739,818.67	-	-	-	-	-	-	-	-	10,739,818.67	10,739,818.67	
-	-	-	-	-	-	-	-	-	-	-	-	-	-	-	
-	50,886,507.29	50,886,507.29	239,396,196.12	387,178,842.06	-	-	-	-	-	-	-	-	387,178,842.06	387,178,842.06	
-	4,094,944.89	4,094,944.89	31,905,523.82	33,835,027.35	-	-	-	-	-	-	-	-	33,835,027.35	33,835,027.35	
-	-	-	192,483,065.77	462,414,389.48	-	-	-	-	-	-	-	-	462,414,389.48	462,414,389.48	
-	-	-	-	-	-	-	-	-	-	-	-	-	-	-	
-	-	-	-	-	-	-	-	-	-	-	-	-	-	-	
-	-	-	-	-	-	-	-	-	-	-	-	-	-	-	
-	4,094,944.89	4,094,944.89	224,388,589.59	496,249,416.83	-	-	-	-	-	-	-	-	496,249,416.83	496,249,416.83	
-	54,981,452.18	54,981,452.18	463,784,785.71	883,428,258.89	-	-	-	-	-	-	-	-	883,428,258.89	883,428,258.89	

	Previous Report (As of September 2019)	This Month (October 2019)	As of Date
Total Disbursements Program	9,862,255,148.75	1,014,660,350.39	10,876,915,499.14
Less: Actual Disbursements	(9,551,153,437.65)	(883,451,759.22)	(10,434,605,196.87)
	<u>311,101,711.10</u>	<u>131,208,591.17</u>	<u>442,310,302.27</u>

ing approval by:

GENEVIEVE E. CUARESMA
OIC - Office of the Director, Finance Service

Approved by:

ARDELIZA R. MEDENILLA, MNSA, CESO I
Undersecretary for Support Services

Date:

CONSOLIDATED MONTHLY REPORT
For the month of October 2019

Department : Department of Public Works and Highways
Agency : National Government
Operating Unit : Central Office
Organization Code (UACS) : 180010100000
Funding Source Code (as clustered) : FUND MVUC (F104358, F104359 & 104360)
(e.g. Old Fund Code: 101, 102, 151)

PARTICULARS (1)	CURRENT YEAR BUDGET					PRIOR YEAR'S ACCOUNTS PAYABLE					PRIOR YEAR'S BUDGET
	PS (2)	MOOE (3)	Fin. Exp. (4)	CO (5)	TOTAL (6=2+3+4+5)	PS (7)	MOOE (8)	Fin. Exp. (9)	CO (10)	Sub-Total (11=7+8+9+10)	PS (12)
CASH DISBURSEMENTS											
Notice of Cash Allocation (NCA)	-	-	-	-	-	-	-	-	27,061,202.21	27,061,202.21	-
MDS Checks Issued	-	-	-	-	-	-	-	-	27,061,202.21	27,061,202.21	-
Advice to Debit Account	-	-	-	-	-	-	-	-	-	-	-
Notice of Transfer Allocations (NTA)	-	-	-	-	-	-	-	-	-	-	-
MDS Checks Issued	-	-	-	-	-	-	-	-	-	-	-
Advice to Debit Account	-	-	-	-	-	-	-	-	-	-	-
Working Fund For FAPs	-	-	-	-	-	-	-	-	-	-	-
Cash Disbursement Ceiling (CDC)	-	-	-	-	-	-	-	-	-	-	-
TOTAL CASH DISBURSEMENTS	-	-	-	-	-	-	-	-	-	-	-
NON-CASH DISBURSEMENTS											
Tax Remittance Advices Issued (TRA)	-	-	-	-	-	-	-	-	27,061,202.21	27,061,202.21	-
Non-Cash Availment Authority (NCAA)	-	-	-	-	-	-	-	-	-	-	-
Disbursements effected through outright deductions from claims (please specify...)	-	-	-	-	-	-	-	-	1,147,639.27	1,147,639.27	-
Overpayment of expenses (e.g., personnel benefits)	-	-	-	-	-	-	-	-	-	-	-
Restitution for loss of government property	-	-	-	-	-	-	-	-	-	-	-
Liquidated damages and similar claims	-	-	-	-	-	-	-	-	-	-	-
Others (TEF, BTr Documentary Stamp Tax, etc.)	-	-	-	-	-	-	-	-	-	-	-
TOTAL NON-CASH DISBURSEMENTS	-	-	-	-	-	-	-	-	-	-	-
GRAND TOTAL	-	-	-	-	-	-	-	-	28,208,841.48	28,208,841.48	-

SUMMARY:

Total Disbursement Authorities Received
NCA
NTA
Working Fund
TRA
CDC
NCAA

Less: Notice of Transfer Allocations (NTA) Issued
Total Disbursements Authorities Available

Less:

Lapsed NCA
Disbursements *

Less: Other Non-Cash Disbursements

Disbursements effected through outright deductions from claims
Overpayment of expenses (e.g., personnel benefits)
Restitution for loss of government property
Liquidated damages and similar claims
Others (e.g., TEF, BTr Docs Stamp, etc.)

Add/Less: Adjustments (e.g., cancelled/staled checks)

Balance of Disbursements Authorities as of to date

	Previous Report (September 2019)	This Month (October 2019)	As of Date
	2,110,309,146.33	301,147,639.27	2,411,456,785.60
	2,084,136,672.00	300,000,000.00	2,384,136,672.00
			-
	26,172,474.33	1,147,639.27	27,320,113.60
	(1,122,295,979.70)	(184,599,891.16)	(1,306,895,870.86)
	988,013,166.63	116,547,748.11	1,104,560,914.74
	(270,649,839.64)		(270,649,839.64)
	(717,363,326.99)	(28,208,841.48)	(745,572,168.47)
			-
			-
			-
			-
			-
			-
			-
			-
			-
	(0.00)	88,338,906.63	88,338,906.63

Prepared by:

JACQUELINE TOLENTINO
Accountant II

Certified correct by:

MARY ANTOINETTE Z. PUNO
Department Chief Accountant

Date:

Date:

STATEMENT OF DISBURSEMENTS
October 2019

FAR No. 4

CURRENT YEAR'S ACCOUNTS PAYABLE						TRUST LIABILITIES				TOTAL					REMARKS
MOOE	Fin. Exp.	CO	Sub-Total	TOTAL	SUB-TOTAL	PS	MOOE	CO	TOTAL	PS	MOOE	Fin. Exp.	CO	TOTAL	
(13)	(14)	(15)	(16=12+13+14+15)	(17=11+16)	(18=6+17)	(19)	(20)	(21)	22=19+20+21	(23)	(24)	(25)	(26)	(27=23+24+25+26)	(28)
-	-	-	-	27,061,202.21	27,061,202.21	-	-	-	-	-	-	-	27,061,202.21	27,061,202.21	
-	-	-	-	27,061,202.21	27,061,202.21	-	-	-	-	-	-	-	27,061,202.21	27,061,202.21	
-	-	-	-	-	-	-	-	-	-	-	-	-	-	-	
-	-	-	-	-	-	-	-	-	-	-	-	-	-	-	
-	-	-	-	-	-	-	-	-	-	-	-	-	-	-	
-	-	-	-	27,061,202.21	27,061,202.21	-	-	-	-	-	-	-	27,061,202.21	27,061,202.21	
-	-	-	-	1,147,639.27	1,147,639.27	-	-	-	-	-	-	-	1,147,639.27	1,147,639.27	
-	-	-	-	-	-	-	-	-	-	-	-	-	-	-	
-	-	-	-	-	-	-	-	-	-	-	-	-	-	-	
-	-	-	-	-	-	-	-	-	-	-	-	-	-	-	
-	-	-	-	1,147,639.27	1,147,639.27	-	-	-	-	-	-	-	1,147,639.27	1,147,639.27	
-	-	-	-	-	-	-	-	-	-	-	-	-	-	-	
-	-	-	-	28,208,841.48	28,208,841.48	-	-	-	-	-	-	-	28,208,841.48	28,208,841.48	

Total Cash Disbursement Program
Less: Actual Disbursements

Previous Report (September 2019)	This Month (October 2019)	As of Date
2,084,136,672.00	300,000,000.00	2,384,136,672.00
(1,813,486,832.36)	(211,661,093.37)	(2,025,147,925.73)
270,649,839.64	88,338,906.63	358,988,746.27

Recommending approval by:

GENEVEVE E. GUARESMA
OIC - Office of the Director, Finance Service

Approved by:

ARDELIZA R. MEDENILLA, MNSA, CESO I
Undersecretary for Support Services

Date:

CONSOLIDATED MONTHLY REPORT OF DIS
For the month of October 2019

Department : Department of Public Works and Highways
Agency : National Government
Operating Unit : Central Office
Organization Code (UACS) : 180010100000
Funding Source Code (as clustered) : Fund Cluster 04 (104163/104167)

PARTICULARS	CURRENT YEAR BUDGET					PRIOR YEAR'S ACCOUNTS PAYABLE					PRIOR YEAR'S BUDGET	
	PS	MOOE	Fin. Exp.	CO	TOTAL	PS	MOOE	Fin. Exp.	CO	Sub-Total	PS	MOOE
	(2)	(3)	(4)	(5)	(6=2+3+4+5)	(7)	(8)	(9)	(10)	(11=7+8+9+10)	(12)	(13)
CASH DISBURSEMENTS												
Notice of Cash Allocation (NCA)	-	-	-	-	-	-	-	-	-	-	-	-
MDS Checks Issued	-	-	-	-	-	-	-	-	-	-	-	-
Advice to Debit Account	-	-	-	-	-	-	-	-	-	-	-	-
Notice of Transfer Allocations (NTA)	-	-	-	-	-	-	-	-	-	-	-	-
MDS Checks Issued	-	-	-	-	-	-	-	-	-	-	-	-
Advice to Debit Account	-	-	-	-	-	-	-	-	-	-	-	-
Working Fund For FAPs	-	-	-	57,585,282.93	57,585,282.93	-	-	-	50,793,535.72	50,793,535.72	-	-
Cash Disbursement Ceiling (CDC)	-	-	-	-	-	-	-	-	-	-	-	-
TOTAL CASH DISBURSEMENTS	-	-	-	57,585,282.93	57,585,282.93	-	-	-	50,793,535.72	50,793,535.72	-	-
NON-CASH DISBURSEMENTS												
Tax Remittance Advices Issued (TRA)	-	-	-	2,690,901.07	2,690,901.07	-	-	-	2,735,651.43	2,735,651.43	-	-
Non-Cash Availment Authority (NCAA)	-	-	-	-	-	-	-	-	-	-	-	-
Disbursements effected through outright deductions from claims (please specify...)	-	-	-	-	-	-	-	-	-	-	-	-
Overpayment of expenses (e.g., personnel benefits)	-	-	-	-	-	-	-	-	-	-	-	-
Restitution for loss of government property	-	-	-	-	-	-	-	-	-	-	-	-
Liquidated damages and similar claims	-	-	-	-	-	-	-	-	-	-	-	-
Others (TEF, BTr Documentary Stamp Tax, etc.)	-	-	-	-	-	-	-	-	-	-	-	-
TOTAL NON-CASH DISBURSEMENTS	-	-	-	2,690,901.07	2,690,901.07	-	-	-	2,735,651.43	2,735,651.43	-	-
GRAND TOTAL	-	-	-	60,276,184.00	60,276,184.00	-	-	-	53,529,187.15	53,529,187.15	-	-

SUMMARY:

	Previous Report (As of September 2019)	This Month (October 2019)	As of Date
Total Disbursement Authorities Received	997,186,589.06	7,311,723.28	1,004,498,312.34
NCA	-	-	-
NTA	-	-	-
Working Fund	986,995,302.00	1,885,170.78	988,880,472.78
TRA	619,124.30	5,426,552.50	6,045,676.80
CDC	-	-	-
NCAA	9,572,162.76	-	9,572,162.76
Less: Notice of Transfer Allocations (NTA) Issued	-	-	-
Total Disbursements Authorities Available	997,186,589.06	7,311,723.28	1,004,498,312.34
Less:			
Lapsed NCA	-	-	-
Disbursements *	(12,066,158.85)	(113,805,371.15)	(125,871,530.00)
Less: Other Non-Cash Disbursements	-	-	-
Disbursements effected through outright deductions from claims	-	-	-
Overpayment of expenses (e.g., personnel benefits)	-	-	-
Restitution for loss of government property	-	-	-
Liquidated damages and similar claims	-	-	-
Others (e.g., TEF, BTr Docs Stamp, etc.)	-	-	-
Add/Less: Adjustments (i.e.g., cancelled/staled checks)	-	-	-
Balance of Disbursements Authorities as of to date	985,120,430.21	(106,493,647.87)	878,626,782.34

Prepared by:

A.R. Latorre
APRIL ROSE S. LATORRE
Accountant II

Date:

Certified correct by:

Mary Antoinette Z. Puno
MARY ANTOINETTE Z. PUNO
Department Chief Accountant

Date:

Recommending

Date:

FAR No. 4

[illegible]

	Previous Report (As of September 2019)	This Month (October 2019)	As of Date
Total Disbursements Program	997,186,589.06	7,311,723.28	1,004,498,312.34
Less: Actual Disbursements	(12,066,158.85)	(113,805,371.15)	(125,871,530.00)
	<u>985,120,430.21</u>	<u>(106,493,647.87)</u>	<u>878,626,782.34</u>

g approval by:

GENEVIEVE E. CUARESMA
OIC - Office of the Director, Finance Service

Approved by:

ARDELIZA R. MEDENILLA, MNSA, CESO I
Undersecretary for Support Services

Date:

CONSOLIDATED MONTHLY REPORT
For the month of

Department : Department of Public Works and Highways
Agency : National Government
Operating Unit : Central Office
Organization Code (UACS) : 180010100000
Funding Source Code (as clustered) : Fund Cluster 07 (308601)

PARTICULARS	CURRENT YEAR BUDGET					PRIOR YEAR'S ACCOUNTS PAYABLE					PRIOR YEAR'S BUDGET	
	PS	MOOE	Fin. Exp.	CO	TOTAL	PS	MOOE	Fin. Exp.	CO	Sub-Total	PS	MOOE
(1)	(2)	(3)	(4)	(5)	(6=2+3+4+5)	(7)	(8)	(9)	(10)	(11=7+8+9+10)	(12)	(13)
CASH DISBURSEMENTS												
Notice of Cash Allocation (NCA)	-	-	-	-	-	-	-	-	-	-	-	-
MDS Checks Issued												
Advice to Debit Account												
Notice of Transfer Allocations (NTA)	-	-	-	-	-	-	-	-	-	-	-	-
MDS Checks Issued												
Advice to Debit Account												
Working Fund For FAPs												
Cash Disbursement Ceiling (CDC)												
TOTAL CASH DISBURSEMENTS	-	-	-	-	-	-	-	-	-	-	-	-
NON-CASH DISBURSEMENTS												
Tax Remittance Advices Issued (TRA)					-					-		
Non-Cash Availment Authority (NCAA)					-					-		
Disbursements effected through outright deductions from claims (please specify...)	-	-	-	-	-	-	-	-	-	-	-	-
Overpayment of expenses (e.g., personnel benefits)					-					-		
Restitution for loss of government property					-					-		
Liquidated damages and similar claims					-					-		
Others (TEF, BTr Documentary Stamp Tax, etc.)					-					-		
TOTAL NON-CASH DISBURSEMENTS	-	-	-	-	-	-	-	-	-	-	-	-
GRAND TOTAL	-	-	-	-	-	-	-	-	-	-	-	-

SUMMARY:

	Previous Report (September 2019)	This Month (October 2019)	As of Date
Total Disbursement Authorities Received	4,040,000,000.00	440,050,000.00	4,480,050,000.00
NCA	4,040,000,000.00	440,050,000.00	4,480,050,000.00
NTA			-
Working Fund			-
TRA			-
CDC			-
NCAA			-
Less: Notice of Transfer Allocations (NTA) Issued	(3,036,358,192.54)	(106,891,982.62)	(3,143,250,175.16)
Total Disbursements Authorities Available	1,003,641,807.46	333,158,017.38	1,336,799,824.84
Less:			
Lapsed NCA			-
Disbursements *	(999,229,731.36)	(310,050,000.00)	(1,309,279,731.36)
Less: Other Non-Cash Disbursements			-
Disbursements effected through outright deductions from claims	-	-	-
Overpayment of expenses (e.g., personnel benefits)			-
Restitution for loss of government property			-
Liquidated damages and similar claims			-
Others (e.g., TEF, BTr Docs Stamp, etc.)			-
Add/Less: Adjustments (i.e.g., cancelled/staled checks)			-
Balance of Disbursements Authorities as of date	4,412,076.10	23,108,017.38	27,520,093.48

Prepared by:

JACQUELINE TOLENTINO
Accountant II

Date:

Certified correct by:

MARY ANTOINETTE Z. PUNO
Department Chief Accountant

Date:

Recommended by:

Date:

PORT OF DISBURSEMENTS
October 2019

FAR No. 4

CURRENT YEAR'S ACCOUNTS PAYABLE					SUB-TOTAL	TRUST LIABILITIES				TOTAL					REMARKS
DOE	Fin. Exp.	CO	Sub-Total	TOTAL		PS	MOOE	CO	TOTAL	PS	MOOE	Fin. Exp.	CO	TOTAL	
(3)	(14)	(15)	(16=12+13+14+15)	(17=11+16)	(18=6+17)	(19)	(20)	(21)	(22=19+20+21)	(23)	(24)	(25)	(26)	(27=23+24+25+26)	(28)
-	-	-	-	-	-	-	-	310,050,000.00	310,050,000.00	-	-	-	310,050,000.00	310,050,000.00	
-	-	-	-	-	-	-	-	310,050,000.00	310,050,000.00	-	-	-	310,050,000.00	310,050,000.00	
-	-	-	-	-	-	-	-	-	-	-	-	-	-	-	
-	-	-	-	-	-	-	-	-	-	-	-	-	-	-	
-	-	-	-	-	-	-	-	-	-	-	-	-	-	-	
-	-	-	-	-	-	-	-	-	-	-	-	-	-	-	
-	-	-	-	-	-	-	-	310,050,000.00	310,050,000.00	-	-	-	310,050,000.00	310,050,000.00	
-	-	-	-	-	-	-	-	-	-	-	-	-	-	-	
-	-	-	-	-	-	-	-	-	-	-	-	-	-	-	
-	-	-	-	-	-	-	-	-	-	-	-	-	-	-	
-	-	-	-	-	-	-	-	-	-	-	-	-	-	-	
-	-	-	-	-	-	-	-	-	-	-	-	-	-	-	
-	-	-	-	-	-	-	-	310,050,000.00	310,050,000.00	-	-	-	310,050,000.00	310,050,000.00	

	Previous Report (September 2019)	This Month (October 2019)	As of Date
Total Cash Disbursement Program			-
Less: Actual Disbursements	(99,217,988.46)	(310,050,000.00)	(409,267,988.46)
	<u>(99,217,988.46)</u>	<u>(310,050,000.00)</u>	<u>(409,267,988.46)</u>

ending approval by:

GENEVIEVE E. CUARESMA
OIC - Office of the Director, Finance Service

Approved by:

ARDELIZA R. MEDENILLA, MNSA, CESO I
Undersecretary for Support Services

Date:

CONSOLIDATED MONTHLY REPORT OF DISBURSEMENTS
For the month of October 2019

Department	: <u>Department of Public Works and Highways</u>
Agency	: <u>National Government</u>
Operating Unit	: <u>Nationwide</u>
Organization Code (UACS)	:
Funding Source Code (as clustered)	: <u>ALL FUNDS</u>

PARTICULARS	CURRENT YEAR BUDGET					PRIOR YEAR'S BUDGET										SUB-TOTAL	TRUST LIABILITIES				
	PS	MOOE	Fin. Exp.	CO	TOTAL	PRIOR YEAR'S ACCOUNTS PAYABLE					CURRENT YEAR'S ACCOUNTS PAYABLE						TOTAL	PS	MOOE	CO	TOTAL
						PS	MOOE	Fin. Exp.	CO	Sub-Total	PS	MOOE	Fin. Exp.	CO	Sub-Total						
(1)	(2)	(3)	(4)	(5)	(6=2+3+4+5)	(7)	(8)	(9)	(10)	(11=7+8+9+10)	(12)	(13)	(14)	(15)	(16=12+13+14+15)	(17=11+16)	(18=6+17)	(19)	(20)	(21)	(22=19+20+21)
CASH DISBURSEMENTS																					
Notice of Cash Allocation	610,360,837.16	1,108,861,399.72	-	40,050,768,639.72	41,769,990,876.60	427,209.21	129,437,469.51	-	22,104,213,294.39	24,307,331,417.44	-	20,065,443.75	-	906,875,847.14	1,263,227,524.71	25,570,558,942.15	67,340,549,818.75	3,410,241.01	896,570.79	632,918,568.86	637,225,380.66
MDS Checks Issued	134,371,595.73	95,132,178.43	-	1,865,758,783.10	2,095,262,557.26	-	-	-	-	2,073,253,444.33	-	-	-	336,286,233.82	2,409,539,678.15	4,504,802,235.41	4,504,802,235.41	2,213,765.21	529,891.11	422,670,370.35	425,414,026.67
Central Office	2,080,452.56	17,717,709.99	-	458,208,114.26	478,006,276.81	421,303.56	97,495.03	-	835,311,266.07	835,830,064.66	-	108,162.80	-	216,880,012.43	216,988,175.23	1,052,818,239.89	1,530,824,516.70	-	-	310,050,000.00	310,050,000.00
NCR	8,705,883.36	13,019,339.58	-	4,218,138.22	25,943,361.16	-	-	-	637,810.52	637,810.52	-	3,570.39	-	567,006.13	570,576.52	1,208,387.04	27,151,748.20	-	-	2,209,670.00	2,209,670.00
CAR	7,711,404.69	2,328,358.80	-	4,185,436.84	14,225,200.33	-	-	-	3,887,573.01	3,887,573.01	-	-	-	99,631.90	99,631.90	3,987,204.91	18,212,405.24	-	-	16,136.19	16,136.19
Region I	3,607,079.79	2,994,518.48	-	5,712,241.65	12,313,839.92	-	-	-	2,365,347.43	2,365,347.43	-	-	-	148,773.71	148,773.71	2,514,121.14	14,827,961.06	-	-	14,316.75	14,316.75
Region II	1,188,348.67	243,867.40	-	3,467,419.70	4,899,635.83	-	-	-	10,858.28	10,858.28	-	-	-	360.00	239,346.99	250,205.27	5,149,841.10	-	-	2,073,911.29	2,073,911.29
Region III	12,242,935.14	1,079,792.74	-	32,161,162.95	45,483,890.83	-	-	-	11,095,295.66	11,095,295.66	-	-	-	126,178.16	1,008,096.63	12,103,392.29	57,587,283.12	-	-	24,782,487.60	24,782,487.60
Region IV-A	8,171,203.74	5,102,472.88	-	7,039,818.98	20,313,495.60	-	-	-	23,942,007.34	23,942,007.34	-	-	-	11,791,026.02	11,791,026.02	35,733,033.36	56,046,528.96	1,171,451.51	529,891.11	3,468,323.57	5,169,666.19
Region IV-B	6,625,974.40	3,611,874.32	-	8,460,376.14	18,698,224.86	-	-	-	7,913,498.01	7,913,498.01	-	-	-	-	1,082,099.81	1,082,099.81	8,905,597.82	-	-	-	-
Region V	8,502,501.39	6,782,871.70	-	270,770,317.81	286,055,690.90	-	371,053.98	-	173,662,954.81	174,034,008.79	-	-	-	72,743.44	175,880.63	248,624.07	174,282,632.86	574,735.65	-	25,752,369.62	26,327,105.27
Region VI	9,784,200.49	4,717,872.18	-	125,444,311.35	139,946,384.02	-	-	-	17,897,537.55	17,897,537.55	-	-	-	468.96	5,334,916.19	5,335,383.15	23,232,920.70	-	-	-	-
Region VII	17,486,165.42	20,196,482.44	-	379,430,908.25	417,113,556.11	-	1,780.00	-	266,934,311.17	266,936,091.17	-	-	-	19,140.00	93,536,061.83	93,555,801.83	360,491,893.00	-	-	-	-
Region VIII	15,371,136.40	9,926,526.71	-	16,291,228.85	41,588,891.96	-	-	-	9,603,277.99	9,603,277.99	-	-	-	199,118.82	973,924.31	10,637,202.30	52,226,094.26	-	-	23,757,786.15	23,757,786.15
Region IX	3,139,049.98	191,439.18	-	2,683,772.72	6,014,261.88	-	14,957.03	-	28,661,317.14	28,676,274.17	-	-	-	-	466,475.84	466,475.84	29,142,570.01	-	-	-	-
Region X	6,260,523.05	1,574,304.42	-	12,693,085.00	20,527,912.47	-	-	-	6,755,883.41	6,755,883.41	-	-	-	-	289,253.50	289,253.50	7,045,136.91	-	-	-	-
Region XI	7,397,235.81	841,717.99	-	4,892,374.15	13,131,327.95	-	-	-	1,194,288.22	1,194,288.22	-	-	-	11,273.61	2,851,818.02	2,863,091.63	4,057,379.85	467,578.05	-	29,863,833.23	30,331,411.28
Region XII	8,391,554.80	2,649,770.70	-	523,974,952.59	535,016,278.09	-	825,426.22	-	679,487,089.08	680,312,515.30	-	-	-	2,980.48	329,752.31	332,732.79	680,645,248.09	-	-	681,535.95	681,535.95
Region XIII	7,705,946.04	2,153,258.92	-	6,125,123.58	15,984,328.54	-	-	-	1,971,015.82	2,101,112.82	-	-	-	5,380.65	293,219.89	2,394,332.71	18,378,061.25	-	-	-	-
Advice to Debit Account	475,989,241.43	1,013,729,221.29	-	38,185,009,656.62	39,674,728,319.34	427,209.21	129,437,469.51	-	22,104,213,294.39	22,234,077,973.11	-	20,065,443.75	-	906,875,847.14	926,941,290.89	23,161,019,264.00	62,835,747,583.34	1,196,475.80	366,679.68	210,248,198.51	211,811,353.99
Central Office	68,583,619.02	19,039,359.61	-	144,175,836.65	231,798,815.28	-	8,515,841.01	-	815,894,826.93	824,410,667.94	-	-	-	9,190,119.78	79,704,671.89	913,305,459.61	1,145,104,274.89	-	-	-	-
NCR	19,599,487.39	49,924,006.17	-	911,150,803.00	980,674,296.56	-	-	-	404,634,883.45	404,634,883.45	-	-	-	1,421,996.17	5,498,410.62	6,920,406.79	411,555,290.24	-	-	22,371,809.00	22,371,809.00
CAR	31,054,512.35	47,639,954.76	-	2,538,338,893.32	2,617,033,360.43	-	4,179,548.42	-	1,278,411,107.54	1,282,590,655.96	-	-	-	919,744.68	13,211,866.54	14,131,611.22	1,296,722,267.18	-	-	640,606.40	640,606.40
Region I	28,907,285.18	118,268,574.66	-	2,253,554,089.34	2,400,729,949.18	-	1,971,015.91	-	1,383,395,087.68	1,385,366,103.59	-	-	-	-	15,395,913.36	1,400,762,016.95	3,801,491,968.13	-	-	-	-
Region II	32,330,089.93	44,793,993.80	-	1,290,947,005.62	1,368,071,089.35	-	42,422.89	-	419,018,855.60	419,061,278.49	-	-	-	169,960.13	17,768,835.64	17,938,795.77	437,000,074.26	-	-	2,282,524.42	2,282,524.42
Region III	29,809,921.03	110,841,262.29	-	4,288,352,127.08	4,429,003,310.40	-	6,373,305.67	-	1,341,770,722.66	1,348,144,028.33	-	-	-	346,505.63	1,984,111.58	2,330,617.21	1,350,474,645.54	431,630.00	-	-	431,630.00
Region IV-A	32,999,770.03	75,387,088.14	-	4,013,138,948.59	4,121,525,806.76	-	16,794,060.38	-	2,575,186,431.82	2,591,980,492.20	-	-	-	818,065.75	34,732,247.40	35,550,313.15	2,627,530,805.35	-	-	95,586,299.00	95,586,299.00
Region IV-B	21,430,451.28	47,646,919.24	-	1,314,532,303.53	1,383,609,674.05	3,539.26	-	-	1,784,834,404.50	1,803,327,967.83	-	-	-	1,437,209.16	21,785,920.92	21,785,920.92	3,208,723,562.80	-	-	-	-
Region V	30,840,876.02	61,208,608.41	-	4,841,705,433.11	4,932,754,917.54	-	9,921,502.72	-	3,008,195,684.33	3,018,117,277.05	-	-	-	368,807.61	443,524,112.46	443,892,920.07	3,462,010,197.12	-	-	14,940,267.27	14,940,267.27
Region VI	35,150,178.95	86,142,388.37	-	2,485,128,156.41	2,606,420,723.73	-	2,685,448.36	-	1,160,768,933.55	1,163,454,381.91	-	-	-	2,209,772.37	43,548,771.88	45,758,544.25	1,209,212,926.16	764,845.80	-	4,151,493.92	4,916,339.72
Region VII	18,169,928.61	51,691,059.64	-	1,375,093,554.05	1,444,954,542.30	-	5,633,950.18	-	1,042,426,604.39	1,048,060,554.57	-	-	-	85,216.28	12,691,705.82	12,776,922.10	1,060,837,476.67	-	-	-	-
Region VIII	21,759,572.28	76,194,457.97	-	1,333,996,048.39	1,831,950,678.04	-	5,336,110.38	-	996,199,466.74	1,001,538,007.10	-	-	-	-	58,637,230.61	58,637,230.61	1,000,175,837.71	-	-	30,900,054.34	30,900,054.34
Region IX	19,228,131.71	40,563,952.75	-	1,464,421,972.31	1,524,214,056.77	385,379.48	-	-	731,389,938.06	735,395,447.70	-	-	-	123,634.04	3,805,780.09	3,929,414.13	739,324,861.83	-	-	-	-
Region X	23,499,456.58	63,066,481.57	-	3,587,642,356.26	3,674,208,294.41	-	4,213,043.98	-	1,982,076,462.97	1,986,289,506.95	-	-	-	648,945.00	45,981,175.68	46,630,120.68	2,032,919,627.63	-	-	-	-
Region XI	21,210,933.56	44,450,722.43	-	1,436,104,440.79	1,501,766,096.78	-	1,966,652.93	-	1,629,635,391.40	1,631,602,044.33	-	-	-	145,987.92	74,830,644.38	74,976,632.30	1,706,578,676.03	-	-	34,316,159.82	34,316,159.82
Region XII	20,901,324.02	34,748,872.02	-	1,765,773,844.79	1,821,424,040.83	38,290.47	7,477,395.32	-	789,726,619.07	797,242,304.86	-	-	-	1,413,022.55	8,024,762.00	8,024,762.00	2,627,591,107.69	-	-	1,564,522.57	1,564,522.57
Region XIII	20,513,703.49	42,121,519.46	-	2,740,953,443.38	2,803,588,666.33	-	32,214,017.15	-	760,647,753.70	792,861,770.85	-	-	-	-	27,999,917.98	28,466,374.66	3,624,916,811.84	-	-	3,494,460.87	3,494,460.87
Notice of Transfer of Allocation	2,435,161.90	27,789,495.06	-	4,000,289,655.10	4,030,514,312.06	-	28,189,773.29	-	1,510,563,297.72	1,539,995,196.80	-	2,754,748.63	-	43,190,545.46	47,828,341.08	1,587,823,537.88	5,618,337,849.94	-	-	-	-
MDS Checks Issued	1,493,176.51	321,875.12	-	1,649,229.27	3,464,280.90	-	-	-	-	1,242,125.79	-	-	-	-	1,883,046.99	3,125,172.78	6,589,453.68	-	-	-	-
Central Office	-	-	-	-	-	-	-	-	-	-	-	-	-	-	-	-	-	-	-	-	-
NCR	-	-	-	-	-	-	-	-	-	-	-	-	-	-	-	-	-	-	-	-	-
CAR	283,592.67	183,724.77	-	1,412,800.97	1,880,118.41	-	-	-	1,242,125.79	1,242,125.79	-	-	-	288,381.99	288,381.99	1,530,507.78	3,410,620.19	-	-	-	-
Region I	-	-	-	-	-	-	-	-	-	-	-	-	-	-	-	-	-	-	-	-	-
Region II	-	-	-	-	-	-	-	-	-	-	-	-	-	-	-	-	-	-	-	-	-
Region III	1,156,949.83	4,900.00	-	236,428.30	1,398,278.13	-	-	-	-	-	-	-	-	11,700.00	11,700.00	11,700.00	1,409,978.13	-	-	-	-
Region IV-A	-	-	-	-	-	-	-	-	-	-	-	-	-	-	-	-	-	-	-	-	-
Region IV-B	-	-	-	-	-	-	-	-	-	-	-	-	-	-	-	-	-	-	-	-	-

TOTAL					REMARKS
PS	MOOE	Fin. Exp.	CO	TOTAL	
(23)	(24)	(25)	(26)	(27=23+24+25+26)	
					(28)
614,619,590.94	1,261,251,068.34	-	66,101,904,540.13	67,977,775,199.41	
137,006,064.50	97,652,254.11	-	4,695,557,343.47	4,930,216,262.08	
2,501,756.12	17,923,367.82	-	1,820,449,392.76	1,840,874,516.70	
8,705,883.36	13,022,909.97	-	7,632,624.87	29,361,418.20	
7,711,404.69	2,328,358.80	-	8,188,777.94	18,228,541.43	
3,607,079.79	2,994,518.48	-	8,240,679.54	14,842,277.81	
1,188,348.67	244,227.40	-	5,791,176.32	7,223,752.39	
12,242,935.14	1,205,970.90	-	68,920,864.68	82,369,770.72	
9,342,655.25	5,632,363.99	-	46,241,175.91	61,216,195.15	
6,625,974.40	3,611,874.32	-	17,455,973.96	27,693,822.68	
9,077,237.04	7,226,669.12	-	470,361,522.87	486,665,429.03	
9,784,200.49	4,718,339.14	-	148,676,765.09	163,179,304.72	
17,486,165.42	20,217,402.44	-	738,901,881.25	777,605,449.11	
15,371,136.40	10,125,645.53	-	50,487,098.48	75,983,880.41	
3,130,049.98	206,396.21	-	31,811,565.70	35,157,011.89	
6,260,523.05	1,574,304.42	-	19,738,221.91	27,573,049.38	
7,804,813.86	852,991.60	-	38,802,313.62	47,520,119.08	
8,391,554.80	3,478,177.40	-	1,204,473,329.93	1,216,343,062.13	
7,705,946.04	2,288,736.57	-	8,383,978.64	18,378,961.25	
477,612,926.44	1,163,598,814.23	-	61,406,347,196.06	63,047,558,937.33	
68,583,619.02	36,745,320.40	-	1,030,775,335.47	1,145,104,274.89	
19,599,487.39	51,346,002.34	-	1,343,655,906.07	1,414,601,395.80	
31,054,512.35	52,739,247.86	-	3,830,602,473.80	3,914,396,234.01	
28,907,285.18	120,239,590.57	-	3,652,345,090.38	3,801,491,966.13	
32,330,089.93	45,006,376.82	-	1,730,017,221.28	1,807,353,688.03	
30,241,551.03	117,561,073.59	-	5,632,106,961.32	5,779,909,585.94	
32,999,770.03	93,365,893.95	-	6,718,643,927.71	6,845,009,591.69	
21,433,990.54	67,574,062.47	-	3,119,715,509.79	3,208,723,562.80	
30,840,876.02	71,499,008.74	-	8,308,365,497.17	8,410,705,381.03	
35,915,024.75	91,037,609.10	-	3,693,597,355.76	3,820,549,989.61	
18,169,928.61	57,410,226.10	-	2,430,211,864.26	2,505,792,018.97	
21,759,572.28	81,533,568.33	-	2,819,733,430.08	2,923,026,570.69	
19,613,511.19	44,307,716.95	-	2,199,617,690.46	2,263,538,918.60	
23,499,456.58	67,928,470.55	-	5,615,699,994.91	5,707,127,922.04	
21,210,933.56	46,563,363.28	-	3,174,886,636.39	3,242,860,933.23	
20,939,614.49	43,639,289.89	-	2,564,576,725.88	2,629,155,630.26	
20,513,703.49	75,101,993.29	-	3,532,795,575.93	3,628,411,272.71	
2,435,161.90	58,734,016.98	-	5,557,168,671.06	5,618,337,849.94	
1,493,176.51	321,875.12	-	4,774,402.05	6,589,453.68	
283,592.67	183,724.77	-	2,943,308.75	3,410,626.19	
-	-	-	-	-	

NON-CASH DISBURSEMENTS																					
Tax Remittance Advices Issued (TR)	41,513,587.03	52,599,227.10	-	2,796,346,018.69	2,890,458,832.82	(14,210.34)	7,346,520.97	-	1,528,216,155.49	1,535,548,466.12	-	1,040,144.51	-	55,039,263.90	56,079,408.41	1,591,627,874.53	4,482,086,707.35	305,412.22	-	21,047,250.31	21,352,662.53
Central Office	10,128,023.76	502,486.31	-	9,052,723.40	19,683,233.47	-	167.00	-	66,807,431.38	66,807,599.28	-	233,225.56	-	4,790,281.45	5,023,507.01	71,831,106.29	91,514,339.76	-	-	-	-
NCR	1,177,175.56	2,382,758.86	-	211,012,645.78	214,572,580.20	-	1,397,058.37	-	75,505,031.13	76,902,089.50	-	94,520.61	-	1,132,271.24	1,226,791.85	78,128,881.35	282,701,461.55	-	-	1,491,453.96	1,491,453.96
CAR	2,106,044.13	1,755,604.57	-	137,175,475.09	141,037,124.39	-	136,624.66	-	68,768,736.68	68,905,361.34	-	68,856.58	-	204,128.04	272,984.62	69,178,345.96	210,215,470.35	-	-	-	-
Region I	1,935,396.48	7,033,927.91	-	158,531,114.15	167,500,438.54	-	22,821.52	-	69,988,397.42	70,011,218.94	-	-	-	536,363.83	536,363.83	70,547,582.77	238,048,021.31	-	-	-	-
Region II	2,016,940.57	2,232,441.00	-	87,287,659.20	91,537,040.77	(14,210.34)	866.24	-	30,139,337.28	30,125,993.18	-	4,712.54	-	(573,788.42)	(569,075.88)	29,556,917.30	121,093,958.07	-	-	301,293.38	301,293.38
Region III	2,611,235.70	6,685,877.41	-	349,692,512.95	358,989,626.06	-	418,554.76	-	90,694,939.40	91,113,494.16	-	22,579.17	-	1,108,674.06	1,131,253.23	92,244,747.39	451,234,373.45	131,565.00	-	-	131,565.00
Region IV-A	2,322,998.31	3,779,096.48	-	297,004,488.49	303,106,583.28	-	1,049,864.72	-	170,238,638.49	171,288,503.21	-	29,350.39	-	2,087,019.66	2,116,370.05	173,404,873.26	476,511,456.54	3,673.62	-	9,160,034.45	9,163,708.07
Region IV-B	1,695,897.54	2,758,719.49	-	92,999,298.90	97,453,915.93	-	1,177,426.54	-	103,116,044.25	104,293,470.79	-	79,160.14	-	438,822.90	517,983.04	104,811,453.83	202,265,369.76	-	-	-	-
Region V	2,749,995.90	3,140,641.67	-	284,535,102.81	290,425,740.38	-	675,757.50	-	170,866,375.40	171,542,132.90	-	123,897.77	-	30,494,609.50	30,618,507.27	202,160,640.17	492,586,380.55	69,019.15	-	593,001.62	662,020.77
Region VI	2,119,924.74	4,360,383.24	-	181,919,149.80	188,399,457.78	-	131,450.18	-	80,725,788.91	80,857,239.09	-	165,390.81	-	2,757,482.32	2,922,873.13	83,780,112.22	272,179,570.00	100,954.45	-	230,918.03	331,872.48
Region VII	2,230,111.19	3,231,485.95	-	118,578,013.28	124,039,620.42	-	943,439.23	-	87,246,784.68	88,190,223.91	-	4,487.72	-	756,173.70	760,661.42	88,950,885.33	212,990,505.75	-	-	-	-
Region VIII	2,105,195.43	4,591,736.92	-	139,217,739.12	145,914,671.47	-	326,445.98	-	57,105,248.68	57,431,694.66	-	2,795.07	-	3,920,687.20	3,923,482.27	61,355,176.93	207,269,848.40	-	-	4,114,249.85	4,114,249.85
Region IX	1,567,176.11	1,584,339.03	-	99,201,527.02	102,353,042.16	-	267,233.51	-	47,176,436.60	47,443,670.11	-	2,406.96	-	56,223.13	58,630.09	47,502,300.20	149,855,342.36	-	-	-	-
Region X	1,987,073.84	3,644,343.97	-	256,409,448.12	262,040,865.93	-	113,382.91	-	115,380,216.15	115,493,599.06	-</										

Date:

14,316.75	14,316.75	34,449,761.45	130,290,858.48	-	4,044,939,592.15	4,142,840,245.79
4,657,729.09	4,657,729.09	35,521,168.83	47,488,624.00	-	3,889,641,645.32	4,054,382,265.25
24,782,187.60	25,345,682.60	46,484,690.71	141,561,062.93	-	1,852,962,899.04	1,935,972,691.87
108,214,667.92	110,286,353.84	44,669,097.21	103,856,569.53	-	7,564,940,274.13	7,752,986,927.77
-	-	29,755,862.48	75,201,242.96	-	7,243,375,284.71	7,391,900,951.45
41,285,638.51	41,929,393.31	42,737,128.11	82,665,974.80	-	3,333,725,649.80	3,438,682,755.24
4,382,411.95	5,248,212.20	47,920,104.43	100,413,172.47	-	9,265,216,109.37	9,390,619,212.28
-	-	37,938,839.23	90,096,200.34	-	4,107,907,459.91	4,256,240,736.81
58,772,090.34	58,772,090.34	39,235,904.11	96,580,191.83	-	3,523,803,774.36	3,651,838,813.93
-	-	24,319,737.28	46,368,092.66	-	3,074,578,453.41	3,210,394,549.35
69,332,285.01	69,799,863.06	31,747,053.47	73,297,626.85	-	2,377,863,442.91	2,448,551,272.85
2,250,095.58	2,250,265.58	31,694,611.33	56,543,673.50	-	6,009,469,229.84	6,114,513,910.16
3,494,400.87	3,494,460.87	29,812,728.26	79,252,105.60	-	4,596,047,612.61	4,684,285,897.44
-	-	-	-	-	3,970,181,652.61	4,049,355,317.13
-	-	-	-	-	3,723,947,436.01	3,833,012,269.87
653,965,819.17	658,578,043.19	658,859,541.75	1,380,970,977.90	-	76,641,254,926.38	78,681,085,446.03

ith	As of Date
019)	
8,459,418.99	478,766,742,042.81
5,231,686.67)	(468,314,191,983.83)
3,227,732.32	10,452,550,058.98

Approved by:


ARDELIZA R. MEDENILLA, MNSA, CESO I
Undersecretary for Support Services

Date:



In following-up, pls. cite DMS ref #

2019-BA-0101584

REPUBLIC OF THE PHILIPPINES
DEPARTMENT OF BUDGET AND MANAGEMENT
GENERAL SOLANO STREET, SAN MIGUEL, MANILA

ACKNOWLEDGEMENT RECEIPT

The **DEPARTMENT OF BUDGET AND MANAGEMENT** hereby acknowledges the receipt of your letter/request which has been uploaded to the DBM-Document Management System and routed to the appropriate office/s with the following information:

Sender: DPWH - PERSONAL DELIVERY

Document Title: DPWH-CO-SUBMISSION OF CONSOLIDATED FAR 4 FOR ALL FUNDS FOR THE MONTH OF SEPTEMBER 2019

Document Reference No: 2019-BA-0101584

Date and Time Uploaded: Thursday, October 10, 2019 2:44:53 PM

Uploaded By: RECEIVING ISAY BERDIN

Routed To: BMB-A Christine P. Santos

CC:

Total no of pages received: 1 copy and 8 pages

The determination of the completeness of the documentary requirements submitted, if any, is subject to the evaluation of the technical person in charge.

This receipt is system generated and does not require signature.

Received by:



DOCUMENT
MANAGEMENT
SYSTEM



Republic of the Philippines
DEPARTMENT OF PUBLIC WORKS AND HIGHWAYS
CENTRAL OFFICE
Manila

October 9, 2019

ACTING SECRETARY WENDEL E. AVISADO

Department of Budget and Management
Boncodin Hall, Gen. Solano St.
San Miguel, Manila

Attention: Director Maria Grace M. Delos Santos

Officer-in-Charge, Budget and Management Bureau A (BMB-A)

Dear Acting Secretary Avisado:

In compliance with the Joint Circular No. 2019-1 dated January 1, 2019, we are submitting the **Consolidated Monthly Report of Disbursements (MRD) – FAR No. 4** for All Funds for the month of September 2019 as per new prescribed format. The said report was also submitted thru the Unified Reporting System (URS).

Please acknowledge receipt hereof.

Very truly yours,


ARDELIZA R. MEDENILLA, MNSA, CESO I
Undersecretary for Support Services

cc: - Presidential Management Staff (Office of the President)
Malacañang, Manila

8.1.2 FKK/JJC/MZP




Republic of the Philippines
DEPARTMENT OF PUBLIC WORKS AND HIGHWAYS
CENTRAL OFFICE
Manila

October 9, 2019

ACTING SECRETARY WENDEL E. AVISADO

Department of Budget and Management
Boncodin Hall, Gen. Solano St.
San Miguel, Manila



Attention: Director Maria Grace M. Delos Santos

Officer-in-Charge, Budget and Management Bureau A (BMB-A)

Dear Acting Secretary Avisado:

In compliance with the Joint Circular No. 2019-1 dated January 1, 2019, we are submitting the **Consolidated Monthly Report of Disbursements (MRD) – FAR No. 4** for All Funds for the month of September 2019 as per new prescribed format. The said report was also submitted thru the Unified Reporting System (URS).

Please acknowledge receipt hereof.

Very truly yours,


ARDELIZA R. MEDENILLA, MNSA, CESO I
Undersecretary for Support Services

cc: - Presidential Management Staff (Office of the President)
Malacañang, Manila

8.1.2 FKK/JJC/MZP




Republic of the Philippines
DEPARTMENT OF PUBLIC WORKS AND HIGHWAYS
CENTRAL OFFICE
Manila

October 9, 2019

AUDITOR AVENILDA B. TORRES

Supervising Auditor
Office of the Auditor
Commission on Audit - DPWH



Dear Auditor Torres:

In compliance with Joint Circular No. 2019-1 dated January 1, 2019, we are submitting the **Consolidated Monthly Report of Disbursements (MRD) – FAR No. 4** for All Funds for the month of September 2019 as per new prescribed format. The said report was also submitted thru the Unified Reporting System (URS) of the DBM.

Please acknowledge receipt hereof.

Very truly yours,


ARDELIZA R. MEDENILLA, MNSA, CESO I
Undersecretary for Support Services

8.1.2 FKK/JJC/MZP



Republic of the Philippines
DEPARTMENT OF PUBLIC WORKS AND HIGHWAYS
CENTRAL OFFICE
Manila

October 9, 2019



ASSISTANT COMMISSIONER LOURDES M. CASTILLO

Government Accountancy Sector
Commission on Audit
Commonwealth Avenue, Quezon City

Attention: MR. USMIN P. DIAMEL, DIRECTOR IV
Government Accountancy Office

Dear Assistant Commissioner Castillo:

In compliance with the Joint Circular No. 2019-1 dated January 1, 2019, we are submitting the **Consolidated Monthly Report of Disbursements (MRD) – FAR No. 4** for All Funds for the month of September 2019 as per new prescribed format. The said report was also submitted thru the Unified Reporting System (URS) of the DBM.

Please acknowledge receipt hereof.

Very truly yours,


ARDELIZA R. MEDENILLA, MNSA, CESO I
Undersecretary for Support Services

8.1.2 FKK/JJC/MZP

Department : Department of Public Works and Highways
Agency : National Government
Operating Unit : Central Office
Organization Code (UACS) : 180010100000
Funding Source Code (as clustered) : Fund Cluster 01 (101101/ 101406/ 101407/ 104102)

PARTICULARS	CURRENT YEAR BUDGET					PRIOR YEAR'S ACCOUNTS PAYABLE					
	PS	MOOE	Fin. Exp.	CO	TOTAL	PS	MOOE	Fin. Exp.	CO	Sub-Total	PS
(1)	(2)	(3)	(4)	(5)	(6=2+3+4+5)	(7)	(8)	(9)	(10)	(11=7+8+9+10)	(12)
CASH DISBURSEMENTS											
Notice of Cash Allocation (NCA)	94,994,120.27	10,028,240.22	-	187,676,807.32	292,699,167.81	-	1,311,219.23	-	654,970,014.89	656,281,234.12	-
MDS Checks Issued	19,931,293.81	287,031.72	-	28,354,236.73	48,572,562.26	-	-	-	229,074,285.26	229,074,285.26	-
Advice to Debit Account	75,062,826.46	9,741,208.50	-	159,322,570.59	244,126,605.55	-	1,311,219.23	-	425,895,729.63	427,206,948.86	-
Notice of Transfer Allocations (NTA)					-					-	
MDS Checks Issued					-					-	
Advice to Debit Account					-					-	
Working Fund For FAPs					-					-	
Cash Disbursement Ceiling (CDC)					-					-	
TOTAL CASH DISBURSEMENTS	94,994,120.27	10,028,240.22	-	187,676,807.32	292,699,167.81	-	1,311,219.23	-	654,970,014.89	656,281,234.12	-
NON-CASH DISBURSEMENTS											
Tax Remittance Advices Issued (TRA)	10,559,558.73	659,326.31	-	13,442,692.17	24,661,577.21	-	74,348.90	-	27,801,637.41	27,875,986.31	-
Non-Cash Availment Authority (NCAA)					-					-	
Disbursements effected through outright deductions from claims (please specify...)					-					-	
Overpayment of expenses (e.g., personnel benefits)					-					-	
Restitution for loss of government property					-					-	
Liquidated damages and similar claims					-					-	
Others (TEF, BTr Documentary Stamp Tax, etc.)					-					-	
TOTAL NON-CASH DISBURSEMENTS	10,559,558.73	659,326.31	-	13,442,692.17	24,661,577.21	-	74,348.90	-	27,801,637.41	27,875,986.31	-
GRAND TOTAL	105,553,679.00	10,687,566.53	-	201,119,499.49	317,360,745.02	-	1,385,568.13	-	682,771,652.30	684,157,220.43	-

SUMMARY:

	Previous Report (As of August 2019)	This Month (September 2019)	As of Date
Total Disbursement Authorities Received	194,285,560,081.74	24,771,992,226.54	219,057,552,308.28
NCA	193,865,183,072.00	24,717,636,710.00	218,582,819,782.00
NTA	-	-	-
Working Fund	-	-	-
TRA	420,377,009.74	54,355,516.54	474,732,526.28
CDC	-	-	-
NCAA	-	-	-
Less: Notice of Transfer Allocations (NTA) Issued (adj)	(182,848,563,297.65)	(23,768,811,852.86)	(206,617,375,150.51)
Total Disbursements Authorities Available	11,436,996,784.09	1,003,180,373.68	12,440,177,157.77
Less:			
Lapsed NCA	(142,122.65)	(3,503,133.71)	(3,645,256.36)
Disbursements * (Adj)	(11,356,157,651.73)	(1,099,012,487.05)	(12,455,170,138.78)
Less: Other Non-Cash Disbursements	-	-	-
Disbursements effected through outright deductions from claims	-	-	-
Overpayment of expenses (e.g., personnel benefits)	-	-	-
Restitution for loss of government property	-	-	-
Liquidated damages and similar claims	-	-	-
Others (e.g., TEF, BTr Docs Stamp, etc.)	-	-	-
Add/Less: Adjustments (e.g., cancelled/staled checks)	18,638,237.37	-	18,638,237.37
Balance of Disbursements Authorities as of to date	99,335,247.08	(99,335,247.08)	(0.00)

Prepared by:


FARHA K. KARIM
Accountant III

Date:

Certified correct by:


MARY ANTOINETTE Z. PUNO
Department Chief Accountant

Date:

CURRENT YEAR'S ACCOUNTS PAYABLE					SUB-TOTAL	TRUST LIABILITIES				TOTAL					REMARKS
MOOE	Fin. Exp.	CO	Sub-Total	TOTAL		PS	MOOE	CO	TOTAL	PS	MOOE	Fin. Exp.	CO	TOTAL	
(13)	(14)	(15)	(16=12+13+14+15)	(17=11+16)	(18=6+17)	(19)	(20)	(21)	22=19+20+21	(23)	(24)	(25)	(26)	(27=23+24+25+26)	(28)
3,536,032.13	-	92,140,536.45	95,676,568.58	751,957,802.70	1,044,656,970.51	-	-	-	-	94,994,120.27	14,875,491.58	-	934,787,358.66	1,044,656,970.51	
4,091.60	-	42,331,576.94	42,335,668.54	271,409,953.80	319,982,516.06	-	-	-	-	19,931,293.81	291,123.32	-	299,760,098.93	319,982,516.06	
3,531,940.53	-	49,808,959.51	53,340,900.04	480,547,848.90	724,674,454.45	-	-	-	-	75,062,826.46	14,584,368.26	-	635,027,259.73	724,674,454.45	
			-	-	-	-	-	-	-	-	-	-	-	-	
			-	-	-	-	-	-	-	-	-	-	-	-	
			-	-	-	-	-	-	-	-	-	-	-	-	
			-	-	-	-	-	-	-	-	-	-	-	-	
3,536,032.13	-	92,140,536.45	95,676,568.58	751,957,802.70	1,044,656,970.51	-	-	-	-	94,994,120.27	14,875,491.58	-	934,787,358.66	1,044,656,970.51	
218,989.92	-	1,598,963.10	1,817,953.02	29,693,939.33	54,355,516.54	-	-	-	-	10,559,558.73	952,665.13	-	42,843,292.68	54,355,516.54	
			-	-	-	-	-	-	-	-	-	-	-	-	
			-	-	-	-	-	-	-	-	-	-	-	-	
			-	-	-	-	-	-	-	-	-	-	-	-	
			-	-	-	-	-	-	-	-	-	-	-	-	
218,989.92	-	1,598,963.10	1,817,953.02	29,693,939.33	54,355,516.54	-	-	-	-	10,559,558.73	952,665.13	-	42,843,292.68	54,355,516.54	
3,755,022.05	-	93,739,499.55	97,494,521.60	781,651,742.03	1,099,012,487.05	-	-	-	-	105,553,679.00	15,828,156.71	-	977,630,651.34	1,099,012,487.05	

	Previous Report (As of August 2019)	This Month (September 2019)	As of Date
Total Cash Disbursement Program	193,865,183,072.00	24,717,636,710.00	218,582,819,782.00
Less: Actual Cash Disbursements	(10,965,004,214.36)	(1,044,656,970.51)	(12,009,661,184.87)
	182,900,178,857.64	23,672,979,739.49	206,573,158,597.13
Less: Notice of Transfer Allocations (NTA) Issued (Over)/Under Spending			(206,617,375,150.51) (44,216,553.38)

Recommending approval by:

Date:


GENIEVE E. CUARESMA
OIC - Office of the Director, Finance Service

Approved by:

Date:


ARDELIZA R. MEDENILLA, MNSA, CESO I
Undersecretary for Support Services

CONSOLIDATED MONTHLY REPORT OF DI
For the month of September 2

Department : Department of Public Works and Highways
Agency : National Government
Operating Unit : Central Office
Organization Code (UACS) : 180010100000
Funding Source Code (as clustered) : Fund Cluster 02 (101151/ 101152/ 101163/ 101167/ 101168)

PARTICULARS	CURRENT YEAR BUDGET					PRIOR YEAR'S ACCOUNTS PAYABLE					PRIOR YEAR'S BUDGET	
	PS	MOOE	Fin. Exp.	CO	TOTAL	PS	MOOE	Fin. Exp.	CO	Sub-Total	PS	MOOE
(1)	(2)	(3)	(4)	(5)	(6=2+3+4+5)	(7)	(8)	(9)	(10)	(11=7+8+9+10)	(12)	(13)
CASH DISBURSEMENTS												
Notice of Cash Allocation (NCA)	-	-	-	146,133,065.38	146,133,065.38	-	-	-	402,952,140.54	402,952,140.54	-	-
MDS Checks Issued	-	-	-	1,610,358.78	1,610,358.78	-	-	-	4,344,117.92	4,344,117.92	-	-
Advice to Debit Account	-	-	-	144,522,706.60	144,522,706.60	-	-	-	398,608,022.62	398,608,022.62	-	-
Notice of Transfer Allocations (NTA)	-	-	-	-	-	-	-	-	-	-	-	-
MDS Checks Issued	-	-	-	-	-	-	-	-	-	-	-	-
Advice to Debit Account	-	-	-	-	-	-	-	-	-	-	-	-
Working Fund For FAPs	-	-	-	47,391,282.98	47,391,282.98	-	-	-	-	-	-	-
Cash Disbursement Ceiling (CDC)	-	-	-	-	-	-	-	-	-	-	-	-
TOTAL CASH DISBURSEMENTS	-	-	-	193,524,348.36	193,524,348.36	-	-	-	402,952,140.54	402,952,140.54	-	-
NON-CASH DISBURSEMENTS												
Tax Remittance Advices Issued (TRA)	-	-	-	10,086,818.35	10,086,818.35	-	-	-	41,955,307.59	41,955,307.59	-	-
Non-Cash Availment Authority (NCAA)	-	-	-	142,692,305.17	142,692,305.17	-	-	-	276,916,446.50	276,916,446.50	-	-
Disbursements effected through outright deductions from claims (please specify...)	-	-	-	-	-	-	-	-	-	-	-	-
Overpayment of expenses (e.g., personnel benefits)	-	-	-	-	-	-	-	-	-	-	-	-
Restitution for loss of government property	-	-	-	-	-	-	-	-	-	-	-	-
Liquidated damages and similar claims	-	-	-	-	-	-	-	-	-	-	-	-
Others (TEF, BTr Documentary Stamp Tax, etc.)	-	-	-	-	-	-	-	-	-	-	-	-
TOTAL NON-CASH DISBURSEMENTS	-	-	-	152,779,123.52	152,779,123.52	-	-	-	318,871,754.09	318,871,754.09	-	-
GRAND TOTAL	-	-	-	346,303,471.88	346,303,471.88	-	-	-	721,823,894.63	721,823,894.63	-	-

SUMMARY:

	Previous Report (As of August 2019)	This Month (September 2019)	As of Date
Total Disbursement Authorities Received	8,994,313,973.08	1,062,253,679.88	10,056,567,652.96
NCA	2,565,906,699.00	589,823,647.00	3,155,730,346.00
NTA	-	-	-
Working Fund	394,344,685.18	-	394,344,685.18
TRA	481,575,628.53	52,821,281.21	534,396,909.74
CDC	-	-	-
NCAA	5,552,486,960.37	419,608,751.67	5,972,095,712.04
Less: Notice of Transfer Allocations (NTA) Issued	(162,355,357.56)	(31,957,146.65)	(194,312,504.21)
Total Disbursements Authorities Available	8,831,958,615.52	1,030,296,533.23	9,862,255,148.75
Less:			
Lapsed NCA Disbursements *	(17,419,468.05)	(5,125,395.63)	(22,544,863.68)
Less: Other Non-Cash Disbursements	(8,567,592,450.90)	(1,084,166,057.78)	(9,651,758,508.68)
Disbursements effected through outright deductions from claims	-	-	-
Overpayment of expenses (e.g., personnel benefits)	-	-	-
Restitution for loss of government property	-	-	-
Liquidated damages and similar claims	-	-	-
Others (e.g., TEF, BTr Docs Stamp, etc.)	-	-	-
Add/Less: Adjustments (i.e.g., cancelled/staled checks)	98,643,891.03	1,961,180.00	100,605,071.03
Balance of Disbursements Authorities as of to date	345,590,587.60	(57,033,740.18)	288,556,847.42

Prepared by:


APRIL ROSE S. LATORRE
Accountant II

Certified correct by:


MARY ANTOINETTE Z. PUNO
Department Chief Accountant

Recommend

CURRENT YEAR'S ACCOUNTS PAYABLE				TOTAL	SUB-TOTAL	TRUST LIABILITIES				TOTAL					REMARKS
	Fin. Exp.	CO	Sub-Total			PS	MOOE	CO	TOTAL	PS	MOOE	Fin. Exp.	CO	TOTAL	
	(14)	(15)	(16=12+13+14+15)	(17=11+16)	(18=6+17)	(19)	(20)	(21)	22=19+20+21	(23)	(24)	(25)	(26)	(27=23+24+25+26)	(28)
-	-	15,259,536.00	15,259,536.00	418,211,676.54	564,344,741.92	-	-	-	-	-	-	-	564,344,741.92	564,344,741.92	
-	-	13,220,985.48	13,220,985.48	17,565,103.40	19,175,462.18	-	-	-	-	-	-	-	19,175,462.18	19,175,462.18	
-	-	2,038,550.52	2,038,550.52	400,646,573.14	545,169,279.74	-	-	-	-	-	-	-	545,169,279.74	545,169,279.74	
-	-	-	-	-	-	-	-	-	-	-	-	-	-	-	
-	-	-	-	-	-	-	-	-	-	-	-	-	-	-	
-	-	-	-	-	-	-	-	-	-	-	-	-	-	-	
-	-	-	-	-	-	-	-	-	-	-	-	-	-	-	
-	-	-	-	-	-	-	-	-	-	-	-	-	-	-	
-	-	-	-	-	-	-	-	-	-	-	-	-	-	-	
-	-	-	-	-	-	-	-	-	-	-	-	-	-	-	
-	-	15,259,536.00	15,259,536.00	418,211,676.54	611,736,024.90	-	-	-	-	-	-	-	611,736,024.90	611,736,024.90	
-	-	779,155.27	779,155.27	42,734,462.86	52,821,281.21	-	-	-	-	-	-	-	52,821,281.21	52,821,281.21	
-	-	-	-	276,916,446.50	419,608,751.67	-	-	-	-	-	-	-	419,608,751.67	419,608,751.67	
-	-	-	-	-	-	-	-	-	-	-	-	-	-	-	
-	-	-	-	-	-	-	-	-	-	-	-	-	-	-	
-	-	-	-	-	-	-	-	-	-	-	-	-	-	-	
-	-	-	-	-	-	-	-	-	-	-	-	-	-	-	
-	-	-	-	-	-	-	-	-	-	-	-	-	-	-	
-	-	-	-	-	-	-	-	-	-	-	-	-	-	-	
-	-	-	-	-	-	-	-	-	-	-	-	-	-	-	
-	-	-	-	-	-	-	-	-	-	-	-	-	-	-	
-	-	779,155.27	779,155.27	319,650,909.36	472,430,032.88	-	-	-	-	-	-	-	472,430,032.88	472,430,032.88	
-	-	16,038,691.27	16,038,691.27	737,862,585.90	1,084,166,057.78	-	-	-	-	-	-	-	1,084,166,057.78	1,084,166,057.78	

	Previous Report (As of August 2019)	This Month (September 2019)	As of Date
Total Disbursements Program	8,831,958,615.52	1,030,296,533.23	9,862,255,148.75
Less: Actual Disbursements	(8,468,948,559.87)	(1,082,204,877.78)	(9,551,153,437.65)
	363,010,055.65	(51,908,344.55)	311,101,711.10

ing approval by:

GENEVIEVE E. CUARESMA
OIC - Office of the Director, Finance Service

Approved by:

ARDELIZA R. MEDENILLA, MNSA, CESO I
Undersecretary for Support Services

Department : Department of Public Works and Highways
Agency : National Government
Operating Unit : Central Office
Organization Code (UACS) : 180010100000
Funding Source Code (as clustered) : FUND MVUC (F104358, F104359 & 104360)
(e.g. Old Fund Code: 101, 102, 151)

PARTICULARS	CURRENT YEAR BUDGET					PRIOR YEAR'S ACCOUNTS PAYABLE					PRIOR YEAR
	PS	MOOE	Fin. Exp.	CO	TOTAL	PS	MOOE	Fin. Exp.	CO	Sub-Total	F
(1)	(2)	(3)	(4)	(5)	(6=2+3+4+5)	(7)	(8)	(9)	(10)	(11=7+8+9+10)	(12)
CASH DISBURSEMENTS											
Notice of Cash Allocation (NCA)	-	-	-	-	-	-	-	-	55,342,402.68	55,342,402.68	-
MDS Checks Issued					-					-	-
Advice to Debit Account					-				55,342,402.68	55,342,402.68	-
Notice of Transfer Allocations (NTA)	-	-	-	-	-	-	-	-	-	-	-
MDS Checks Issued					-					-	-
Advice to Debit Account					-					-	-
Working Fund For FAPs					-					-	-
Cash Disbursement Ceiling (CDC)					-					-	-
TOTAL CASH DISBURSEMENTS	-	-	-	-	-	-	-	-	55,342,402.68	55,342,402.68	-
NON-CASH DISBURSEMENTS											
Tax Remittance Advices Issued (TRA)					-				943,245.99	943,245.99	-
Non-Cash Availment Authority (NCAA)					-					-	-
Disbursements effected through outright deductions from claims (please specify...)	-	-	-	-	-	-	-	-	-	-	-
Overpayment of expenses (e.g., personnel benefits)					-					-	-
Restitution for loss of government property					-					-	-
Liquidated damages and similar claims					-					-	-
Others (TEF, BTr Documentary Stamp Tax, etc.)					-					-	-
TOTAL NON-CASH DISBURSEMENTS	-	-	-	-	-	-	-	-	943,245.99	943,245.99	-
GRAND TOTAL	-	-	-	-	-	-	-	-	56,285,648.67	56,285,648.67	-

SUMMARY:

	Previous Report (August 2019)	This Month (September 2019)	As of Date
Total Disbursement Authorities Received			
NCA	2,109,347,900.34	961,245.99	2,110,309,146.33
NTA	2,084,118,672.00	18,000.00	2,084,136,672.00
Working Fund			-
TRA	25,229,228.34	943,245.99	26,172,474.33
CDC			-
NCAA			-
Less: Notice of Transfer Allocations (NTA) Issued	(1,092,129,912.35)	(30,166,067.35)	(1,122,295,979.70)
Total Disbursements Authorities Available	1,017,217,987.99	(29,204,821.36)	988,013,166.63
Less:			
Lapsed NCA	(223,344,809.42)	(47,305,030.22)	(270,649,839.64)
Disbursements *	(661,077,678.32)	(56,285,648.67)	(717,363,326.99)
Less: Other Non-Cash Disbursements			
Disbursements effected through outright deductions from claims	-	-	-
Overpayment of expenses (e.g., personnel benefits)	-	-	-
Restitution for loss of government property	-	-	-
Liquidated damages and similar claims	-	-	-
Others (e.g., TEF, BTr Docs Stamp, etc.)	-	-	-
Add/Less: Adjustments (e.g., cancelled/staled checks)			
Balance of Disbursements Authorities as of to date	132,795,500.25	(132,795,500.25)	(0.00)

Prepared by:


JACQUELINE TOLENTINO
Accountant II

Date:

Certified correct by:


MARY ANTONETTE Z. PUNO
Department Chief Accountant

Date:

REPORT OF DISBURSEMENTS
of September 2019

FAR No. 4

R'S BUDGET							TRUST LIABILITIES				TOTAL					REMARKS
CURRENT YEAR'S ACCOUNTS PAYABLE					TOTAL	SUB-TOTAL	PS	MOOE	CO	TOTAL	PS	MOOE	Fin. Exp.	CO	TOTAL	
	MOOE	Fin. Exp.	CO	Sub-Total												
	(13)	(14)	(15)	(16=12+13+14+15)	(17=11+16)	(18=6+17)	(19)	(20)	(21)	22=19+20+21	(23)	(24)	(25)	(26)	(27=23+24+25+26)	(28)
-	-	-	-	-	55,342,402.68	55,342,402.68	-	-	-	-	-	-	-	55,342,402.68	55,342,402.68	
					55,342,402.68	55,342,402.68								55,342,402.68	55,342,402.68	
-	-	-	-	-	-	-	-	-	-	-	-	-	-	-	-	-
					-	-				-	-	-	-	-	-	-
					-	-				-	-	-	-	-	-	-
					-	-				-	-	-	-	-	-	-
					-	-				-	-	-	-	-	-	-
-	-	-	-	-	55,342,402.68	55,342,402.68	-	-	-	-	-	-	-	55,342,402.68	55,342,402.68	
					943,245.99	943,245.99				-	-	-	-	943,245.99	943,245.99	
					-	-				-	-	-	-	-	-	-
-	-	-	-	-	-	-	-	-	-	-	-	-	-	-	-	-
					-	-				-	-	-	-	-	-	-
					-	-				-	-	-	-	-	-	-
					-	-				-	-	-	-	-	-	-
-	-	-	-	-	943,245.99	943,245.99	-	-	-	-	-	-	-	943,245.99	943,245.99	
					56,285,648.67	56,285,648.67	-	-	-	-	-	-	-	56,285,648.67	56,285,648.67	

	Previous Report (August 2019)	This Month (September 2019)	As of Date
Total Cash Disbursement Program	2,084,118,672.00	18,000.00	2,084,136,672.00
Less: Actual Disbursements	(1,727,978,362.33)	(85,508,470.03)	(1,813,486,832.36)
	<u>356,140,309.67</u>	<u>(85,490,470.03)</u>	<u>270,649,839.64</u>

Recommending approval by:


GENEVIEWE A. CUARESMA
OIC - Office of the Director, Finance Service

Date:

Approved by:


ARDELIZA R. MEDENILLA, MNSA, CESO I
Undersecretary for Support Services

Date:

CONSOLIDATED MONTHLY REPORT OF DI
For the month of September 2019


Department : Department of Public Works and Highways
Agency : National Government
Operating Unit : Central Office
Organization Code (UACS) : 180010100000
Funding Source Code (as clustered) : Fund Cluster 04 (104163/104167)

PARTICULARS	CURRENT YEAR BUDGET					PRIOR YEAR'S ACCOUNTS PAYABLE					PRIOR YEAR'S BUDGET	
	PS	MOOE	Fin. Exp.	CO	TOTAL	PS	MOOE	Fin. Exp.	CO	Sub-Total	PS	MOOE
(1)	(2)	(3)	(4)	(5)	(6=2+3+4+5)	(7)	(8)	(9)	(10)	(11=7+8+9+10)	(12)	(13)
CASH DISBURSEMENTS												
Notice of Cash Allocation (NCA)	-	-	-	-	-	-	-	-	-	-	-	-
MDS Checks Issued	-	-	-	-	-	-	-	-	-	-	-	-
Advice to Debit Account	-	-	-	-	-	-	-	-	-	-	-	-
Notice of Transfer Allocations (NTA)	-	-	-	-	-	-	-	-	-	-	-	-
MDS Checks Issued	-	-	-	-	-	-	-	-	-	-	-	-
Advice to Debit Account	-	-	-	-	-	-	-	-	-	-	-	-
Working Fund For FAPs	-	-	-	-	-	-	-	-	-	-	-	-
Cash Disbursement Ceiling (CDC)	-	-	-	-	-	-	-	-	-	-	-	-
TOTAL CASH DISBURSEMENTS	-	-	-	-	-	-	-	-	-	-	-	-
NON-CASH DISBURSEMENTS												
Tax Remittance Advices Issued (TRA)	-	-	-	-	-	-	-	-	-	-	-	-
Non-Cash Availment Authority (NCAA)	-	-	-	-	-	-	-	-	-	-	-	-
Disbursements effected through outright deductions from claims (please specify...)	-	-	-	-	-	-	-	-	-	-	-	-
Overpayment of expenses (e.g., personnel benefits)	-	-	-	-	-	-	-	-	-	-	-	-
Restitution for loss of government property	-	-	-	-	-	-	-	-	-	-	-	-
Liquidated damages and similar claims	-	-	-	-	-	-	-	-	-	-	-	-
Others (TEF, BTr Documentary Stamp Tax, etc.)	-	-	-	-	-	-	-	-	-	-	-	-
TOTAL NON-CASH DISBURSEMENTS	-	-	-	-	-	-	-	-	-	-	-	-
GRAND TOTAL	-	-	-	-	-	-	-	-	-	-	-	-

SUMMARY:

	Previous Report (As of August 2019)	This Month (September 2019)	As of Date
Total Disbursement Authorities Received	26,212,787.06	-	26,212,787.06
NCA	16,021,500.00	-	16,021,500.00
NTA	-	-	-
Working Fund	-	-	-
TRA	619,124.30	-	619,124.30
CDC	-	-	-
NCAA	9,572,162.76	-	9,572,162.76
Less: Notice of Transfer Allocations (NTA) Issued	-	-	-
Total Disbursements Authorities Available	26,212,787.06	-	26,212,787.06
Less:			
Lapsed NCA	-	-	-
Disbursements *	(12,066,158.85)	-	(12,066,158.85)
Less: Other Non-Cash Disbursements	-	-	-
Disbursements effected through outright deductions from claims	-	-	-
Overpayment of expenses (e.g., personnel benefits)	-	-	-
Restitution for loss of government property	-	-	-
Liquidated damages and similar claims	-	-	-
Others (e.g., TEF, BTr Docs Stamp, etc.)	-	-	-
Add/Less: Adjustments (e.g., cancelled/staled checks)	-	-	-
Balance of Disbursements Authorities as of date	14,146,628.21	-	14,146,628.21

Prepared by:


APRIL ROSE S. LATORRE
Accountant II

Date:

Certified correct by:


MARY ANTONETTE Z. PUNO
Department Chief Accountant

Date:

Recommended by:

Date:

[illegible]

	Previous Report (As of August 2019)	This Month (September 2019)	As of Date
Total Disbursements Program	26,212,787.06	-	26,212,787.06
Less: Actual Disbursements	(12,066,158.85)	-	(12,066,158.85)
	<u>14,146,628.21</u>	<u>-</u>	<u>14,146,628.21</u>

ing approval by:

GENEVIEVE E. CUARESMA
OIC - Office of the Director, Finance Service

Approved by:

ARDELIZA R. MEDENILLA, MNSA, CESO
Undersecretary for Support Services

Date:

Department : Department of Public Works and Highways
Agency : National Government
Operating Unit : Central Office
Organization Code (UACS) : 180010100000
Funding Source Code (as clustered) : Fund Cluster 07 (308601)

PARTICULARS	CURRENT YEAR BUDGET					PRIOR YEAR'S ACCOUNTS PAYABLE					PRIOR YEAR'S B
	PS	MOOE	Fin. Exp.	CO	TOTAL	PS	MOOE	Fin. Exp.	CO	Sub-Total	PS
(1)	(2)	(3)	(4)	(5)	(6=2+3+4+5)	(7)	(8)	(9)	(10)	(11=7+8+9+10)	(12)
CASH DISBURSEMENTS											
Notice of Cash Allocation (NCA)	-	-	-	-	-	-	-	-	-	-	-
MDS Checks Issued	-	-	-	-	-	-	-	-	-	-	-
Advice to Debit Account	-	-	-	-	-	-	-	-	-	-	-
Notice of Transfer Allocations (NTA)	-	-	-	-	-	-	-	-	-	-	-
MDS Checks Issued	-	-	-	-	-	-	-	-	-	-	-
Advice to Debit Account	-	-	-	-	-	-	-	-	-	-	-
Working Fund For FAPs	-	-	-	-	-	-	-	-	-	-	-
Cash Disbursement Ceiling (CDC)	-	-	-	-	-	-	-	-	-	-	-
TOTAL CASH DISBURSEMENTS	-	-	-	-	-	-	-	-	-	-	-
NON-CASH DISBURSEMENTS											
Tax Remittance Advices Issued (TRA)	-	-	-	-	-	-	-	-	-	-	-
Non-Cash Availment Authority (NCAA)	-	-	-	-	-	-	-	-	-	-	-
Disbursements effected through outright deductions from claims (please specify...)	-	-	-	-	-	-	-	-	-	-	-
Overpayment of expenses (e.g., personnel benefits)	-	-	-	-	-	-	-	-	-	-	-
Restitution for loss of government property	-	-	-	-	-	-	-	-	-	-	-
Liquidated damages and similar claims	-	-	-	-	-	-	-	-	-	-	-
Others (TEF, BTr Documentary Stamp Tax, etc.)	-	-	-	-	-	-	-	-	-	-	-
TOTAL NON-CASH DISBURSEMENTS	-	-	-	-	-	-	-	-	-	-	-
GRAND TOTAL	-	-	-	-	-	-	-	-	-	-	-

SUMMARY:

	Previous Report (August 2019)	This Month (September 2019)	As of Date
Total Disbursement Authorities Received			
NCA	3,540,000,000.00	500,000,000.00	4,040,000,000.00
NTA	3,540,000,000.00	500,000,000.00	4,040,000,000.00
Working Fund	-	-	-
TRA	-	-	-
CDC	-	-	-
NCAA	-	-	-
Less: Notice of Transfer Allocations (NTA) Issued	(2,554,116,850.37)	(482,241,342.17)	(3,036,358,192.54)
Total Disbursements Authorities Available	985,883,149.63	17,758,657.83	1,003,641,807.46
Less:			
Lapsed NCA Disbursements *	(976,774,930.52)	(22,454,800.84)	(999,229,731.36)
Less: Other Non-Cash Disbursements	-	-	-
Disbursements effected through outright deductions from claims	-	-	-
Overpayment of expenses (e.g., personnel benefits)	-	-	-
Restitution for loss of government property	-	-	-
Liquidated damages and similar claims	-	-	-
Others (e.g., TEF, BTr Docs Stamp, etc.)	-	-	-
Add/Less: Adjustments (Je.g., cancelled/staled checks)	-	-	-
Balance of Disbursements Authorities as of date	9,108,219.11	(4,696,143.01)	4,412,076.10

Prepared by:

JACQUELINE TOLENTINO

Accountant II

Date:

Certified correct by:

MARY ANTOINETTE Z. PUNO

Department Chief Accountant

Date:

FAR No. 4

	Previous Report (August 2019)	This Month (September 2019)	As of Date
Total Cash Disbursement Program			-
Less: Actual Disbursements	(76,763,187.62)	(22,454,800.84)	(99,217,988.46)
	<u>(76,763,187.62)</u>	<u>(22,454,800.84)</u>	<u>(99,217,988.46)</u>

GENEVIEVE E. CUARESMA
OIC - Office of the Director, Finance Service

ARDELIZA R. MEDENILLA, MNSA, CESO I
Undersecretary for Support Services

Date:

Department : Department of Public Works and Highways
 Agency : National Government
 Operating Unit : Nationwide
 Organization Code (UACS) :
 Funding Source Code (as clustered) : ALL FUNDS

PARTICULARS	CURRENT YEAR BUDGET					PRIOR YEAR'S BUDGET										SUB-TOTAL	TRUST LIA		
	PS	MOOE	Fin. Exp.	CO	TOTAL	PRIOR YEAR'S ACCOUNTS PAYABLE					CURRENT YEAR'S ACCOUNTS PAYABLE						TOTAL	PS	MOOE
						PS	MOOE	Fin. Exp.	CO	Sub-Total	PS	MOOE	Fin. Exp.	CO	Sub-Total				
(1)	(2)	(3)	(4)	(5)	(6=2+3+4+5)	(7)	(8)	(9)	(10)	(11=7+8+9+10)	(12)	(13)	(14)	(15)	(16=12+13+14+15)	(17=11+16)	(18=6+17)	(19)	(20)
CASH DISBURSEMENTS																			
Notice of Cash Allocation	660,426,910.63	827,908,066.60	-	34,085,595,439.44	35,573,930,416.67	153,847.70	128,656,587.04	-	20,274,401,499.97	21,172,232,083.58	-	10,761,889.54	-	681,930,860.61	792,243,573.36	21,964,475,656.94	57,538,406,073.61	5,214,832.31	179,015.50
MDS Checks Issued	163,566,505.56	83,298,353.63	-	852,686,602.17	1,099,551,461.36	-	-	-	-	769,020,148.87	-	-	-	-	99,550,823.21	868,570,972.08	1,968,122,433.44	2,682,261.59	168,033.50
Central Office	19,931,293.81	287,031.72	-	29,964,595.51	50,182,921.04	-	-	-	233,418,403.18	233,418,403.18	-	4,091.60	-	55,552,562.42	55,556,654.02	288,975,057.20	339,157,978.24	-	-
NCR	8,560,152.29	9,194,001.57	-	2,759,386.25	20,513,540.11	-	-	-	296,376.33	296,376.33	-	11,140.79	-	2,689,262.44	2,996,779.56	23,510,319.67	-	-	-
CAR	6,053,797.59	1,620,836.65	-	1,998,639.72	9,673,273.96	-	12,204.45	-	2,225,629.82	2,237,834.27	-	10,957.17	-	400,633.19	411,590.36	2,649,424.63	12,322,698.59	-	-
Region I	4,168,198.94	2,978,522.75	-	4,226,493.98	11,373,215.67	-	-	-	4,085,825.36	4,085,825.36	-	18,953.42	-	324,161.18	343,114.60	4,428,939.96	15,802,155.63	-	-
Region II	1,159,388.79	1,009,701.92	-	1,068,590.36	3,237,681.07	-	7,596.42	-	2,528,710.07	2,536,306.49	-	-	-	974,662.70	974,662.70	3,510,969.19	-	-	
Region III	17,431,122.70	1,434,410.77	-	17,740,315.49	36,423,848.96	2,405.02	-	-	10,030,985.27	10,033,390.29	-	13,643.79	-	1,079,229.71	1,092,873.50	11,126,263.79	47,550,112.75	-	-
Region IV-A	6,688,473.29	4,659,785.31	-	4,645,627.82	15,993,886.42	-	-	-	45,763,476.08	45,763,476.08	-	-	-	11,371,143.85	11,371,143.85	57,128,506.35	245,577.58	168,033.50	-
Region IV-B	7,028,877.20	1,886,468.18	-	3,840,576.02	12,755,921.40	-	-	-	1,639,329.95	1,639,329.95	-	-	-	1,552,272.13	1,552,272.13	3,191,602.08	15,947,523.48	-	-
Region V	10,989,184.83	3,372,884.63	-	439,194,268.15	453,556,337.61	-	373,412.18	-	17,074,777.89	17,074,777.89	-	32,688.17	-	1,019,104.47	1,051,792.64	18,126,570.53	471,682,908.14	304,764.35	-
Region VI	8,768,953.13	12,368,191.03	-	3,382,915.73	24,520,059.89	-	198,597.15	-	13,260,528.95	13,459,126.10	-	13,282.66	-	421,001.23	434,283.89	13,893,409.99	38,413,469.88	366,971.69	-
Region VII	19,406,981.36	16,878,156.23	-	134,754,544.89	171,039,682.48	-	929,934.37	-	106,598,073.99	107,528,008.36	-	6,021.44	-	13,966,094.56	13,972,116.00	121,500,124.36	292,539,806.84	-	-
Region VIII	17,792,057.90	13,796,851.12	-	51,284,606.90	82,873,515.92	-	-	-	11,991,739.45	11,991,739.45	-	383,862.42	-	3,759,773.87	4,143,636.29	16,135,375.74	99,008,981.66	-	-
Region IX	2,842,799.61	186,922.13	-	2,422,128.09	5,451,849.83	-	3,902.00	-	18,295,426.06	18,295,426.06	-	-	-	615,479.63	615,479.63	18,910,905.69	24,362,755.52	-	-
Region X	11,394,963.44	8,122,420.82	-	9,504,992.54	29,022,376.80	421.10	2,855.56	-	42,501,920.29	42,505,196.95	-	1,000.00	-	1,175,151.99	1,176,151.99	72,703,725.74	-	-	-
Region XI	9,540,556.86	1,668,361.86	-	11,767,813.76	22,976,732.48	-	1,599.55	-	6,722,343.33	6,723,942.88	-	16,227.92	-	3,260,057.97	3,276,285.89	10,000,228.77	32,976,961.25	1,764,947.97	-
Region XII	4,767,951.92	1,262,672.76	-	130,135,391.23	136,166,015.91	-	2,697,499.68	-	245,338,035.49	248,035,535.17	-	8,173.82	-	411,490.32	419,664.14	248,455,199.31	384,621,215.22	-	-
Region XIII	7,223,751.90	2,571,134.18	-	3,995,715.73	13,790,601.81	-	11,011.31	-	3,384,442.75	3,395,454.06	-	3,898.34	-	454,800.01	458,698.35	17,644,754.22	-	-	-
Advice to Debit Account	496,860,405.07	744,609,712.97	-	33,232,908,837.27	34,474,378,955.31	153,847.70	128,656,587.04	-	20,274,401,499.97	20,403,211,934.71	-	10,761,889.54	-	681,930,860.61	692,692,750.15	21,095,904,684.86	55,570,283,640.17	2,532,570.72	-10,982.00
Central Office	75,062,826.46	9,741,208.50	-	303,845,277.19	388,649,312.15	-	1,311,219.23	-	879,846,154.93	881,157,374.16	-	3,531,940.53	-	51,847,510.03	55,379,450.56	936,536,824.72	1,325,186,136.87	-	-
NCR	19,157,449.88	44,836,189.18	-	859,347,833.37	923,341,472.43	-	3,876,826.25	-	485,028,798.31	488,905,624.56	-	35,329.91	-	50,445,796.43	50,481,126.34	539,386,750.90	1,462,728,223.33	-	-
CAR	27,001,220.38	39,213,208.45	-	1,688,875,722.62	1,755,090,151.45	-	12,328,160.60	-	1,070,949,901.97	1,083,278,062.57	-	44,122.97	-	19,583,315.86	19,627,438.83	1,102,905,501.40	2,857,995,652.85	-	10,982.00
Region I	28,438,374.82	65,950,331.73	-	2,862,503,921.25	2,956,892,627.80	-	3,149,333.52	-	1,110,982,901.13	1,114,132,234.65	-	60,329.00	-	15,081,692.82	15,142,021.82	4,086,166,884.27	-	-	-
Region II	37,911,328.13	48,762,702.04	-	2,045,932,233.25	2,132,606,263.42	-	2,132,004.65	-	592,856,148.28	594,988,152.93	-	604,079.16	-	14,103,088.57	14,707,167.73	609,695,320.66	2,742,301,584.08	-	-
Region III	29,018,009.06	45,793,477.24	-	3,585,651,130.24	3,660,462,616.54	64,356.10	11,502,689.80	-	1,510,426,301.46	1,521,993,347.36	-	566,510.75	-	17,716,262.52	18,282,773.27	1,540,276,120.63	5,200,738,737.17	598,086.09	-
Region IV-A	25,673,639.47	83,690,511.04	-	4,035,493,487.38	4,144,857,637.89	-	16,700,854.52	-	2,332,896,558.23	2,349,597,412.75	-	221,659.73	-	53,729,109.39	53,950,769.12	2,403,548,181.87	6,548,405,819.76	-	-
Region IV-B	20,630,003.61	37,211,192.33	-	1,158,916,440.64	1,216,757,636.58	-	1,817,531.32	-	1,145,010,293.34	1,146,827,824.66	-	100,752.19	-	13,105,717.63	13,206,469.82	1,160,034,294.48	2,376,791,931.06	-	-
Region V	35,134,333.70	37,356,711.91	-	2,740,398,016.50	2,812,889,062.11	-	3,822,197.24	-	1,408,835,333.74	1,412,657,530.98	-	2,794,263.73	-	205,406,174.01	208,200,437.74	1,620,857,968.72	4,433,747,030.83	-	-
Region VI	34,847,188.43	63,070,763.16	-	1,843,125,385.86	1,941,043,337.45	-	46,296,324.70	-	1,103,557,419.32	1,149,853,744.02	-	479,002.34	-	32,489,182.79	32,968,185.13	1,182,821,929.15	3,123,865,266.60	227,676.13	-
Region VII	24,282,599.73	42,013,067.00	-	1,631,075,504.85	1,697,371,171.58	-	2,505,681.99	-	626,254,119.27	628,759,801.26	-	4,518,758.57	-	5,146,641.05	633,906,442.31	2,331,277,613.89	-	-	-
Region VIII	23,632,592.00	42,196,969.90	-	2,586,182,042.75	2,652,011,604.65	-	2,642,320.90	-	1,305,665,537.90	1,308,307,858.80	-	95,389.18	-	37,808,385.88	37,998,502.19	1,346,306,360.99	3,998,317,965.64	380,010.00	-
Region IX	28,195,952.26	49,753,533.98	-	1,096,640,779.58	1,174,590,265.82	33,292.72	1,287,582.27	-	1,092,581,140.55	1,093,902,015.54	-	13,498.75	-	28,964,588.33	29,059,977.51	1,122,961,993.05	2,297,552,258.87	-	-
Region X	26,100,639.45	47,852,856.73	-	2,826,250,609.91	2,900,204,106.09	45,543.32	3,646,629.06	-	1,815,108,432.99	1,818,800,605.37	-	57,195,371.95	-	57,208,870.70	57,208,870.70	1,876,009,476.07	4,776,213,582.16	-	-
Region XI	20,335,603.74	38,445,012.74	-	1,568,595,286.96	1,627,375,903.44	-	3,269,550.90	-	1,566,231,542.29	1,569,501,093.19	-	39,327.00	-	39,458,347.01	39,497,674.01	1,608,998,767.20	3,236,374,670.64	-	-
Region XII	20,967,978.57	27,158,600.23	-	978,292,680.04	1,026,419,258.84	655.56	6,481,391.37	-	870,944,014.65	877,426,061.58	-	692,033.97	-	19,625,198.45	20,317,232.42	897,743,294.00	1,924,162,552.84	-	-
Region XIII	20,470,665.38	21,563,376.81	-	1,421,782,484.88	1,463,816,527.07	10,000.00	5,886,288.72	-	1,357,226,901.62	1,363,123,190.34	-	665,651.54	-	20,852,360.37	21,518,011.91	1,384,641,202.25	2,848,457,729.32	1,326,798.50	-
Notice of Transfer of Allocation	462,128.00	21,090,561.45	-	4,526,654,223.13	4,548,206,912.58	-	6,426,488.09	-	2,164,261,039.21	2,254,538,844.64	-	1,480,531.06	-	65,287,430.73	66,979,553.45	2,321,518,398.09	6,869,725,310.67	-	-
MDS Checks Issued	281,113.96	1,271,275.45	-	181,025,263.57	182,577,652.98	-	-	-	-	83,851,317.34	-	-	-	211,591.66	84,062,909.00	266,640,561.98	-	-	-
Central Office	-	-	-	-	-	-	-	-	-	-	-	-	-	-	-	-	-	-	-
NCR	281,113.96	908,863.31	-	415,464.43	1,605,441.70	-	26,201.55	-	1,168,462.98	1,194,664.53	-	-	-	185,434.92	185,434.92	1,380,099.45	2,985,541.15	-	-
CAR	-	-	-	-	-	-	-	-	-	-	-	-	-	-	-	-	-	-	-
Region I	-	-	-	-	-	-	-	-	-	-	-	-	-	-	-	-	-	-	-
Region II	-	-	-	-	-	-	-	-	-	-	-	-	-	-	-	-	-	-	-
Region III	-	8,400.00	-	28,300.00	36,700.00	-	-	-	-	-	-	-	-	-	-	-	-	-	-
Region IV-A	-	-	-	-	-	-	-	-	-	-	-	-	-	20,200.00	20,200.00	20,200.00	56,900.00	-	-
Region IV-B	-	-	-	-	-	-	-	-	-	-	-	-	-	-	-	-	-	-	-
Region V	-	-	-	-	-	-	-	-	-	-	-	-	-	-	-	-	-	-	-
Region VI	-	-	-	-	-	-	-	-	-	-	-	-	-	-	-	-	-	-	-
Region VII	-	351,012.14	-	176,525,771.96	176,876,784.10	-	-	-	75,535,821.30	75,535,821.30	-	-	-	5,956.74	5,956.74	75,541,778.04	252,418,562.14	-	-
Region VIII	-	-	-	-	-	-	-	-	-	-	-	-	-	-	-	-	-	-	-
Region IX	-	-	-	-	-	-	-	-	-	-	-	-	-	-	-	-			

LIABILITIES		TOTAL					REMARKS
CO	TOTAL	PS	MOOE	Fin. Exp.	CO	TOTAL	
(21)	(22=19+20+21)	(23)	(24)	(25)	(26)	(27=23+24+25+26)	(28)
278,535,383.67	283,929,231.48	665,798,416.76	972,312,242.29	-	56,184,224,646.04	57,822,335,305.09	
109,423,715.39	112,274,010.48	166,251,593.27	88,273,070.74	-	1,825,871,779.91	2,080,396,443.92	
22,454,800.84	22,454,800.84	19,931,293.81	291,123.32	-	341,390,361.95	361,612,779.08	
200,819.00	200,819.00	8,560,152.29	9,205,142.36	-	5,945,844.02	23,711,138.67	
-	-	6,053,797.59	1,643,998.27	-	4,624,902.73	12,322,698.59	
14,800.00	14,800.00	4,168,198.94	2,997,476.17	-	8,651,280.52	15,816,955.63	
2,996,736.61	2,996,736.61	1,159,388.79	1,017,298.34	-	7,568,699.74	9,745,386.87	
1,017,750.24	1,017,750.24	17,251,527.72	1,448,054.56	-	29,868,280.71	48,567,862.99	
5,246,028.78	5,659,639.86	6,934,050.87	4,827,818.81	-	67,026,276.53	78,788,146.21	
-	-	7,028,877.20	2,259,880.36	-	6,658,765.92	15,947,523.48	
50,006,270.11	50,311,034.46	11,293,949.18	3,449,702.20	-	507,250,291.22	521,993,942.60	
459,776.48	826,748.17	9,135,924.82	12,580,070.84	-	17,524,222.39	39,240,218.05	
-	-	19,406,981.36	17,814,112.04	-	255,318,713.44	292,539,806.84	
7,741,613.15	7,741,613.15	17,792,057.90	14,180,713.54	-	74,777,733.37	106,750,504.81	
-	-	2,842,799.61	190,824.13	-	21,329,131.78	24,362,755.52	
483,606.99	483,606.99	11,395,384.54	8,126,276.38	-	53,665,671.81	73,187,332.73	
17,828,338.71	19,593,286.68	11,305,504.83	1,686,189.33	-	39,578,553.77	52,570,247.93	
923,512.14	923,512.14	4,767,951.92	3,968,346.26	-	376,808,429.18	385,544,727.36	
49,662.34	49,662.34	7,223,751.90	2,586,043.83	-	7,884,620.83	17,694,416.56	
169,111,668.28	171,655,221.00	499,546,823.49	884,039,171.55	-	54,358,352,866.13	55,741,938,861.17	
-	-	75,062,826.46	14,584,368.26	-	1,235,538,942.15	1,325,186,136.87	
31,556,188.30	31,556,188.30	19,157,449.88	48,748,345.34	-	1,426,378,616.41	1,494,284,411.63	
416,000.00	426,982.00	27,001,220.38	51,596,474.02	-	2,779,824,940.45	2,858,422,634.85	
7,183,198.25	7,183,198.25	28,438,374.82	69,159,994.25	-	3,995,751,713.45	4,093,350,082.52	
14,255,667.86	14,255,667.86	37,911,328.13	51,498,785.85	-	2,667,147,137.96	2,756,557,251.94	
-	598,086.09	29,680,451.25	57,862,677.79	-	5,113,793,694.22	5,201,336,823.26	
26,229,097.08	26,229,097.08	25,673,639.47	100,613,025.29	-	6,448,348,252.08	6,574,634,916.84	
-	-	20,630,003.61	39,129,475.84	-	2,317,032,451.61	2,376,791,931.06	
1,303,958.56	1,303,958.56	35,134,333.70	43,973,172.88	-	4,355,943,482.81	4,435,060,989.39	
18,007,393.33	18,235,069.46	35,074,864.56	109,846,090.20	-	2,997,179,381.30	3,142,100,336.06	
-	-	24,282,599.73	45,146,631.47	-	2,261,848,382.69	2,331,277,613.89	
-	380,010.00	24,012,602.00	45,029,407.11	-	3,929,655,966.53	3,998,697,975.64	
-	-	28,229,244.98	51,136,505.43	-	2,218,186,508.46	2,297,552,258.87	
-	-	26,146,182.77	51,512,984.54	-	4,698,554,414.85	4,776,213,582.16	
46,284,145.51	46,284,145.51	20,335,603.74	41,753,890.64	-	3,220,569,321.77	3,282,658,816.15	
-	-	20,968,634.13	34,332,025.57	-	1,868,861,893.14	1,924,162,552.84	
23,876,019.39	25,202,817.89	21,807,463.88	28,115,317.07	-	2,823,737,766.26	2,873,660,547.21	
-	-	462,128.00	29,023,782.15	-	6,840,239,400.52	6,869,725,310.67	
-	-	281,113.96	1,297,477.00	-	265,061,971.02	266,640,561.98	
-	-	281,113.96	935,064.86	-	1,769,362.33	2,985,541.15	
-	-	-	-	-	-	-	
-	-	-	-	-	-	-	
-	-	-	8,400.00	-	48,500.00	56,900.00	
-	-	-	-	-	-	-	
-	-	-	-	-	-	-	
-	-	-	-	-	-	-	
-	-	-	-	-	-	-	
-	-	-	351,012.14	-	252,067,550.00	252,418,562.14	
-	-	-	-	-	-	-	
-	-	-	-	-	-	-	
-	-	-	-	-	-	-	
-	-	-	-	-	-	-	
-	-	-	3,000.00	-	11,176,558.69	11,179,558.69	
-	-	-	-	-	-	-	
-	-	-	-	-	-	-	
-	-	181,014.04	27,726,305.15	-	6,575,177,429.50	6,603,084,748.69	
-	-	143,514.04	9,286,474.14	-	2,293,976,380.15	2,303,406,368.33	
-	-	-	-	-	-	-	
-	-	-	-	-	-	-	
-	-	-	10,416,163.88	-	1,487,170,778.21	1,497,586,942.09	
-	-	-	-	-	-	-	
-	-	-	-	-	-	-	
-	-	37,500.00	3,578,150.64	-	436,531,616.59	440,147,267.23	
-	-	-	-	-	-	-	
-	-	-	-	-	-	-	
-	-	-	4,445,516.49	-	2,357,498,654.55	2,361,944,171.04	
-	-	-	-	-	-	-	
-	-	-	-	-	-	-	
-	-	-	-	-	-	-	
-	-	-	-	-	-	-	
-	-	-	-	-	-	-	
-	-	-	-	-	-	-	
-	-	-	-	-	-	-	
-	-	-	-	-	-	-	
-	-	-	-	-	-	-	
-	-	-	-	-	-	-	
-	-	-	-	-	-	-	
-	-	-	-	-	-	-	
-	-	-	-	-	-	-	
-	-	-	-	-	-	-	
-	-	-	-	-	-	-	
-	-	-	-	-	-	-	
-	-	-	-	-	-	-	
-	-	-	-	-	-	-	
-	-	-	-	-	-	-	
-	-	-	-	-	-	-	
-	-	-	-	-	-	-	
-	-	-	-	-	-	-	
-	-	-	-	-	-	-	
-	-	-	-	-	-	-	
-	-	-	-	-	-	-	
-	-	-	-	-	-	-	
-	-	-	-	-	-	-	
-	-	-	-	-	-	-	
-	-	-	-	-	-	-	
-	-	-	-	-	-	-	
-	-	-	-	-	-	-	
-	-	-	-	-	-	-	
-	-	-	-	-	-	-	
-	-	-	-	-	-	-	
-	-	-	-	-	-	-	
-	-	-	-	-	-	-	
-	-	-	-	-	-	-	
-	-	-	-	-	-	-	
-	-	-	-	-	-	-	
-	-	-	-	-	-	-	
-	-	-	-	-	-	-	
-	-	-	-	-	-	-	
-	-	-	-	-	-	-	
-	-	-	-	-	-	-	
-	-	-	-	-	-	-	
-	-	-	-	-	-	-	
-	-	-	-	-	-	-	
-	-	-	-	-	-	-	
-	-	-	-	-	-	-	
-	-	-	-	-	-	-	
-	-	-	-	-	-	-	
-	-	-	-	-	-	-	
-	-	-	-	-	-	-	
-	-	-	-	-	-	-	
-	-	-	-	-	-	-	
-	-	-	-	-	-	-	
-	-	-	-	-	-	-	
-	-	-	-	-	-	-	
-	-	-	-	-	-	-	
-	-	-	-	-	-	-	
-	-	-	-	-	-	-	
-	-	-</					

	Region X					-	-	-	-	-	-	-	-	-	-	-	-	-	-	-	-
	Region XI					-	-	-	-	-	-	-	-	-	-	-	-	-	-	-	-
	Region XII					-	-	-	-	-	-	-	-	-	-	-	-	-	-	-	-
	Region XIII					-	-	-	-	-	-	-	-	-	-	-	-	-	-	-	-
	TOTAL CASH DISBURSEMENTS	660,889,038.63	848,998,628.05	-	38,659,640,945.55	40,169,528,612.23	153,847.70	135,083,075.13	-	22,438,662,539.18	23,426,770,928.22	-	12,242,420.60	-	747,218,291.34	859,223,126.81	24,285,994,055.03	64,455,522,667.26	5,214,832.31	179,015.50	
	NON-CASH DISBURSEMENTS																				
	Tax Remittance Advices Issued (TR)	43,006,773.04	37,178,348.84	-	2,757,941,887.15	2,838,127,009.03	587.88	7,368,745.85	-	1,517,154,764.47	1,524,524,098.20	-	458,632.66	-	39,096,650.85	39,555,283.51	1,564,079,381.71	4,402,206,390.74	1,103,602.60	209,483.99	
	Central Office	10,559,558.73	659,326.31	-	23,529,510.52	34,748,395.56	-	74,348.90	-	70,700,190.99	70,774,539.89	-	218,989.92	-	2,378,118.37	2,597,108.29	73,371,648.18	108,120,043.74	-	-	
	NCR	1,739,026.07	2,203,228.97	-	125,583,273.60	129,525,528.64	-	405,797.36	-	119,427,063.81	119,832,861.17	-	89,954.22	-	5,025,056.14	5,115,010.36	124,947,871.53	254,473,400.17	-	-	
	CAR	1,924,587.27	1,426,171.65	-	113,775,599.95	117,126,358.87	-	768,979.75	-	74,757,527.03	75,526,506.78	-	1,973.62	-	1,049,818.97	1,051,792.59	76,578,299.37	193,704,658.24	-	-	
	Region I	1,886,222.92	3,882,794.54	-	206,086,114.66	211,855,132.12	-	155,678.72	-	61,714,667.76	61,870,346.48	-	-	-	440,966.66	440,966.66	62,311,313.14	274,166,445.26	-	-	
	Region II	2,090,883.17	2,624,747.91	-	141,979,446.24	146,695,077.32	-	129,389.77	-	38,202,310.38	38,331,700.15	-	20,031.86	-	395,386.11	415,417.97	38,747,118.12	185,442,195.44	-	-	
	Region III	2,994,330.22	1,963,457.40	-	314,287,573.18	319,245,360.80	-	1,076,815.86	-	119,765,706.83	120,842,522.69	-	117.24	-	2,107,596.69	2,107,713.93	122,950,236.62	442,195,597.42	259,469.60	-	
	Region IV-A	1,838,357.03	4,792,909.22	-	303,903,456.95	310,534,723.20	-	952,753.44	-	148,783,322.79	149,736,076.23	-	16,343.76	-	1,348,595.34	1,364,939.10	151,101,015.33	461,635,738.53	61,772.42	-	
	Region IV-B	1,700,829.85	1,742,569.61	-	101,206,339.35	104,649,738.81	-	144,811.68	-	87,943,286.31	88,088,097.99	-	5,702.95	-	534,526.46	540,229.41	88,628,327.40	193,278,066.21	-	-	
	Region V	2,403,664.24	1,589,232.07	-	206,388,254.61	210,381,150.92	-	117,541.96	-	102,945,693.79	103,063,235.75	-	25,716.60	-	13,443,660.00	13,469,376.60	116,532,612.35	326,913,763.27	-	-	
	Region VI	2,219,607.17	3,346,452.99	-	137,102,653.39	142,668,713.55	-	1,153,143.24	-	77,521,577.21	78,674,720.45	-	33,966.39	-	1,666,804.39	1,700,770.78	80,375,491.23	223,044,204.78	154,548.05	-	
	Region VII	2,276,261.31	2,931,456.72	-	155,189,222.50	160,396,940.53	-	199,968.23	-	60,792,048.96	60,992,017.19	-	38,129.97	-	2,001,885.43	2,040,015.40	63,032,032.59	223,428,973.12	-	-	
	Region VIII	2,086,942.77	2,130,567.21	-	194,328,698.31	198,546,208.29	-	110,034.17	-	88,024,365.45	88,134,399.62	-	1,501.88	-	2,382,328.16	2,383,830.04	90,518,229.66	289,064,437.95	66,149.50	-	
	Region IX	1,571,109.68	2,133,899.75	-	74,820,635.51	78,525,644.94	-	35,929.15	-	67,604,387.62	67,604,316.77	-	5,339.10	-	1,270,318.60	1,275,657.70	68,915,974.47	147,441,619.41	-	-	
	Region X	1,984,257.73	2,044,099.66	-	203,785,121.33	207,813,478.72	587.88	101,447.71	-	104,740,581.59	104,842,617.18	-	19.25	-	2,426,262.08	2,426,281.33	107,268,898.51	315,082,377.23	-	-	
	Region XI	1,935,423.84	1,803,337.55	-	250,519,857.81	254,258,619.20	-	158,566.28	-	123,071,761.54	123,230,327.82	-	101.73	-	1,053,628.79	1,053,730.52	124,284,058.34	378,542,677.54	561,663.03	-	
	Region XII	2,219,890.25	992,978.74	-	110,475,570.86	113,688,439.85	-	536,683.87	-	76,078,768.33	76,615,452.20	-	-	-	711,906.46	711,906.46	77,327,358.66	191,015,798.51	-	-	
	Region XIII	1,575,820.79	911,118.54	-	94,980,558.38	97,467,497.71	-	1,246,855.76	-	95,081,504.08	96,328,359.84	-	744.17	-	859,792.20	860,536.37	97,188,896.21	194,656,393.92	-	209,483.99	
	Non-Cash Availment Authority (NC)	-	-	-	142,692,305.17	142,692,305.17	-	-	-	276,916,446.50	276,916,446.50	-	-	-	-	-	276,916,446.50	419,608,751.67	-	-	
	Central Office	-	-	-	142,692,305.17	142,692,305.17	-	-	-	276,916,446.50	276,916,446.50	-	-	-	-	-	276,916,446.50	419,608,751.67	-	-	
	NCR	-	-	-	-	-	-	-	-	-	-	-	-	-	-	-	-	-	-	-	
	CAR	-	-	-	-	-	-	-	-	-	-	-	-	-	-	-	-	-	-	-	
	Region I	-	-	-	-	-	-	-	-	-	-	-	-	-	-	-	-	-	-	-	
	Region II	-	-	-	-	-	-	-	-	-	-	-	-	-	-	-	-	-	-	-	
	Region III	-	-	-	-	-	-	-	-	-	-	-	-	-	-	-	-	-	-	-	
	Region IV-A	-	-	-	-	-	-	-	-	-	-	-	-	-	-	-	-	-	-	-	
	Region IV-B	-	-	-	-	-	-	-	-	-	-	-	-	-	-	-	-	-	-	-	
	Region V	-	-	-	-	-	-	-	-	-	-	-	-	-	-	-	-	-	-	-	
	Region VI	-	-	-	-	-	-	-	-	-	-	-	-	-	-	-	-	-	-	-	
	Region VII	-	-	-	-	-	-	-	-	-	-	-	-	-	-	-	-	-	-	-	
	Region VIII	-	-	-	-	-	-	-	-	-	-	-	-	-	-	-	-	-	-	-	
	Region IX	-	-	-	-	-	-	-	-	-	-	-	-	-	-	-	-	-	-	-	
	Region X	-	-	-	-	-	-	-	-	-	-	-	-	-	-	-	-	-	-	-	
	Region XI	-	-	-	-	-	-	-	-	-	-	-	-	-	-	-	-	-	-	-	
	Region XII	-	-	-	-	-	-	-	-	-	-	-	-	-	-	-	-	-	-	-	
	Region XIII	-	-	-	-	-	-	-	-	-	-	-	-	-	-	-	-	-	-	-	
	Disbursements effected through outright deductions from claims (please specify...)	-	-	-	-	-	-	-	-	-	-	-	-	-	-	-	-	-	-	-	
	Overpayment of expenses (e.g.,	-	-	-	-	-	-	-	-	-	-	-	-	-	-	-	-	-	-	-	
	Central Office	-	-	-	-	-	-	-	-	-	-	-	-	-	-	-	-	-	-	-	
	NCR	-	-	-	-	-	-	-	-	-	-	-	-	-	-	-	-	-	-	-	
	CAR	-	-	-	-	-	-	-	-	-	-	-	-	-	-	-	-	-	-	-	
	Region I	-	-	-	-	-	-	-	-	-	-	-	-	-	-	-	-	-	-	-	
	Region II	-	-	-	-	-	-	-	-	-	-	-	-	-	-	-	-	-	-	-	
	Region III	-	-	-	-	-	-	-	-	-	-	-	-	-	-	-	-	-	-	-	
	Region IV-A	-	-	-	-	-	-	-	-	-	-	-	-	-	-	-	-	-	-	-	
	Region IV-B	-	-	-	-	-	-	-	-	-	-	-	-	-	-	-	-	-	-	-	
	Region V	-	-	-	-	-	-	-	-	-	-	-	-	-	-	-	-	-	-	-	
	Region VI	-	-	-	-	-	-	-	-	-	-	-	-	-	-	-	-	-	-	-	
	Region VII	-	-	-	-	-	-	-	-	-	-	-	-	-	-	-	-	-	-	-	
	Region VIII	-	-	-	-	-	-	-	-	-	-	-	-	-	-	-	-	-	-	-	
	Region IX	-	-	-	-	-	-	-	-	-	-	-	-	-	-	-	-	-	-	-	
	Region X	-	-	-	-	-	-	-	-	-	-	-	-	-	-	-	-	-	-	-	
	Region XI	-	-	-	-	-	-	-	-	-	-	-	-	-	-	-	-	-	-	-	
	Region XII	-	-	-	-	-	-	-	-	-	-	-	-	-	-	-	-	-	-	-	
	Region XIII	-	-	-	-	-	-	-	-	-	-	-	-	-	-	-	-	-	-	-	
	Restitution for loss of government property	-	-	-	-	-	-	-	-	-	-	-	-	-	-	-	-	-	-	-	
	Central Office	-	-	-	-	-	-	-	-	-	-	-	-	-	-	-	-	-	-	-	
	NCR	-	-	-	-	-	-	-	-	-	-	-	-	-	-	-	-	-	-	-	
	CAR	-	-	-	-	-	-	-	-	-	-	-	-	-	-	-	-	-	-	-	
	Region I	-	-	-	-	-	-	-	-	-	-	-	-	-	-	-	-	-	-	-	
	Region II	-	-	-	-	-	-	-	-	-	-	-	-	-	-	-	-	-	-	-	
	Region III	-	-	-	-	-	-	-	-	-	-	-	-	-	-	-	-	-	-	-	
	Region IV-A	-	-	-	-	-	-	-	-	-	-	-	-	-	-	-	-	-	-	-	
	Region IV-B	-	-	-	-	-	-	-	-	-	-	-	-	-	-	-	-	-	-	-	
	Region V	-	-	-	-	-	-	-	-	-	-	-	-	-	-	-	-	-	-	-	
	Region VI	-	-	-	-	-	-	-	-	-	-	-	-	-	-	-	-	-	-	-	
	Region VII	-	-	-	-	-	-	-	-	-	-	-	-	-	-	-	-	-	-	-	
	Region VIII	-	-	-	-	-	-	-	-	-	-	-	-	-	-	-	-	-	-	-	
	Region IX	-	-	-	-	-	-	-	-	-	-	-	-	-	-	-	-	-	-	-	
	Region X	-	-	-	-	-	-	-	-	-	-	-	-	-	-	-	-	-	-	-	
	Region XI	-	-	-	-	-	-	-	-	-	-	-	-	-	-	-	-	-	-	-	
	Region XII	-	-	-	-	-	-	-	-	-	-	-	-	-	-	-	-	-	-	-	
	Region XIII	-	-	-	-	-	-	-	-	-	-	-	-	-	-	-	-	-	-	-	
	Liquidated damages and similar claims	-	-	-	-	-	-	-	-	-	-	-	-	-	-	-	-	-	-	-	
	Central Office	-	-	-	-	-	-	-	-	-	-	-	-	-	-	-	-	-	-	-	
	N																				

Date:



In following-up, pls. cite DMS ref #

2019-BA-0088471

REPUBLIC OF THE PHILIPPINES
DEPARTMENT OF BUDGET AND MANAGEMENT
GENERAL SOLANO STREET, SAN MIGUEL, MANILA

ACKNOWLEDGEMENT RECEIPT

The **DEPARTMENT OF BUDGET AND MANAGEMENT** hereby acknowledges the receipt of your letter/request which has been uploaded to the DBM-Document Management System and routed to the appropriate office/s with the following information:

Sender: DPWH - PERSONAL DELIVERY

Document Title: DPWH-SUBMISSION OF CONSOLIDATED MONTHLY REPORT OF DISBURSEMENTS FOR THE MONTH OF AUGUST 2019

Document Reference No: 2019-BA-0088471

Date and Time
Uploaded: Tuesday, September 10, 2019 3:30:35 PM

Uploaded By: RECEIVING RACHEL ANN ISON

Routed To: BMB-A Christine P. Santos


CC:

Total no of pages
received: 1 copy and 1 page

The determination of the completeness of the documentary requirements submitted, if any, is subject to the evaluation of the technical person in charge.

This receipt is system generated and does not require signature.

Received by:



DOCUMENT
MANAGEMENT
SYSTEM



Republic of the Philippines
DEPARTMENT OF PUBLIC WORKS AND HIGHWAYS
CENTRAL OFFICE
Manila

September 9, 2019

ACTING SECRETARY WENDEL E. AVISADO

Department of Budget and Management
Boncodin Hall, Gen. Solano St.
San Miguel, Manila

Attention: Director Maria Grace M. Delos Santos

Officer-in-Charge, Budget and Management Bureau A (BMB-A)

Dear Acting Secretary Avisado:

In compliance with the Joint Circular No. 2019-1 dated January 1, 2019, we are submitting the **Consolidated Monthly Report of Disbursements (MRD) – FAR No. 4** for All Funds for the month of August 2019 as per new prescribed format. The said report was also submitted thru the Unified Reporting System (URS).

Please acknowledge receipt hereof.

Very truly yours,


ARDELIZA R. MEDENILLA, MNSA, CESO I
Undersecretary for Support Services

cc: - Presidential Management Staff (Office of the President)
Malacañang, Manila

8.1.2 FKK/JJC/MZP



Republic of the Philippines
DEPARTMENT OF PUBLIC WORKS AND HIGHWAYS
CENTRAL OFFICE
Manila

September 9, 2019

ACTING SECRETARY WENDEL E. AVISADO

Department of Budget and Management
Boncodin Hall, Gen. Solano St.
San Miguel, Manila

Attention: Director Maria Grace M. Delos Santos

Officer-in-Charge, Budget and Management Bureau A (BMB-A)


Dear Acting Secretary Avisado:

In compliance with the Joint Circular No. 2019-1 dated January 1, 2019, we are submitting the **Consolidated Monthly Report of Disbursements (MRD) – FAR No. 4** for All Funds for the month of August 2019 as per new prescribed format. The said report was also submitted thru the Unified Reporting System (URS).

Please acknowledge receipt hereof.

Very truly yours,


ARDELIZA R. MEDENILLA, MNSA, CESO I

Undersecretary for Support Services 

cc: - Presidential Management Staff (Office of the President)
Malacañang, Manila

8.1.2 FKK/JJC/MZP 




Republic of the Philippines
DEPARTMENT OF PUBLIC WORKS AND HIGHWAYS
CENTRAL OFFICE
Manila

September 9, 2019

ACTING SECRETARY WENDEL E. AVISADO

Department of Budget and Management
Boncodin Hall, Gen. Solano St.
San Miguel, Manila



Attention: Director Maria Grace M. Delos Santos

Officer-in-Charge, Budget and Management Bureau A (BMB-A)

Dear Acting Secretary Avisado:

In compliance with the Joint Circular No. 2019-1 dated January 1, 2019, we are submitting the **Consolidated Monthly Report of Disbursements (MRD) – FAR No. 4** for All Funds for the month of August 2019 as per new prescribed format. The said report was also submitted thru the Unified Reporting System (URS).

Please acknowledge receipt hereof.

Very truly yours,


ARDELIZA R. MEDENILLA, MNSA, CESO I
Undersecretary for Support Services

cc: - Presidential Management Staff (Office of the President)
Malacañang, Manila

8.1.2 FKK/JJC/MZP



Republic of the Philippines
DEPARTMENT OF PUBLIC WORKS AND HIGHWAYS
CENTRAL OFFICE
Manila

September 9, 2019

ASSISTANT COMMISSIONER LOURDES M. CASTILLO

Government Accountancy Sector
Commission on Audit
Commonwealth Avenue, Quezon City

- 9/10/2019
pm

Attention: MR. USMIN P. DIAMEL, DIRECTOR IV
• Government Accountancy Office

Dear Assistant Commissioner Castillo:

In compliance with the Joint Circular No. 2019-1 dated January 1, 2019, we are submitting the **Consolidated Monthly Report of Disbursements (MRD) – FAR No. 4** for All Funds for the month of August 2019 as per new prescribed format. The said report was also submitted thru the Unified Reporting System (URS) of the DBM.

Please acknowledge receipt hereof.

Very truly yours,

ARDELIZA R. MEDENILLA, MNSA, CESO I
Undersecretary for Support Services

8.1.2 FKK/JJC/MZP



Republic of the Philippines
DEPARTMENT OF PUBLIC WORKS AND HIGHWAYS
CENTRAL OFFICE
Manila

September 9, 2019

COA-DPWH-OSEC
F101/PMO-IRROW

Received by: Manilef

Date: 9-10-2019

AUDITOR AVENILDA B. TORRES

Supervising Auditor
Office of the Auditor
Commission on Audit - DPWH

Dear Auditor Torres:

In compliance with Joint Circular No. 2019-1 dated January 1, 2019, we are submitting the **Consolidated Monthly Report of Disbursements (MRD) – FAR No. 4** for All Funds for the month of August 2019 as per new prescribed format. The said report was also submitted thru the Unified Reporting System (URS) of the DBM.

Please acknowledge receipt hereof.

Very truly yours,


ARDELIZA R. MEDENILLA, MNSA, CESO I
Undersecretary for Support Services

8.1.2 FKK/JJC/MZP

Department : Department of Public Works and Highways
Agency : National Government
Operating Unit : Central Office
Organization Code (UACS) : 180010100000
Funding Source Code (as clustered) : Fund Cluster 01 (101101/ 101406/ 101407/ 104102)

PARTICULARS	CURRENT YEAR BUDGET					PRIOR YEAR'S ACCOUNTS PAYABLE					PRIOR YEAR'S
	PS	MOOE	Fin. Exp.	CO	TOTAL	PS	MOOE	Fin. Exp.	CO	Sub-Total	PS
(1)	(2)	(3)	(4)	(5)	(6=2+3+4+5)	(7)	(8)	(9)	(10)	(11=7+8+9+10)	(12)
CASH DISBURSEMENTS											
Notice of Cash Allocation (NCA)	101,015,287.14	14,348,916.48	-	208,631,209.07	323,995,412.69	-	218,075.29	-	470,214,538.45	470,432,613.74	-
MDS Checks Issued	39,626,205.56	1,391,244.29	-	65,449,679.70	106,467,129.55	-	-	-	292,889,909.94	292,889,909.94	-
Advice to Debit Account	61,389,081.58	12,957,672.19	-	143,181,529.37	217,528,283.14	-	218,075.29	-	177,324,628.51	177,542,703.80	-
Notice of Transfer Allocations (NTA)					-					-	
MDS Checks Issued					-					-	
Advice to Debit Account					-					-	
Working Fund For FAPs					-					-	
Cash Disbursement Ceiling (CDC)					-					-	
TOTAL CASH DISBURSEMENTS	101,015,287.14	14,348,916.48	-	208,631,209.07	323,995,412.69	-	218,075.29	-	470,214,538.45	470,432,613.74	-
NON-CASH DISBURSEMENTS											
Tax Remittance Advices Issued (TRA)	10,115,841.17	596,976.67	-	-	10,712,817.84	-	13,952.47	-	17,922,397.92	17,936,350.39	-
Non-Cash Availment Authority (NCAA)					-					-	
Disbursements effected through outright deductions from claims (please specify...)					-					-	
Overpayment of expenses (e.g., personnel benefits)					-					-	
Restitution for loss of government property					-					-	
Liquidated damages and similar claims					-					-	
Others (TEF, BTr Documentary Stamp Tax, etc.)					-					-	
TOTAL NON-CASH DISBURSEMENTS	10,115,841.17	596,976.67	-	-	10,712,817.84	-	13,952.47	-	17,922,397.92	17,936,350.39	-
GRAND TOTAL	111,131,128.31	14,945,893.15	-	208,631,209.07	334,708,230.53	-	232,027.76	-	488,136,936.37	488,368,964.13	-

SUMMARY:

	Previous Report (As of July 2019)	This Month, (August 2019)	As of Date
Total Disbursement Authorities Received			
NCA	173,154,661,718.41	21,130,898,363.33	194,285,560,081.74
NTA	172,765,777,362.00	21,099,405,710.00	193,865,183,072.00
Working Fund	-	-	-
TRA	388,884,356.41	31,492,653.33	420,377,009.74
CDC	-	-	-
NCAA	-	-	-
Less: Notice of Transfer Allocations (NTA) Issued (adj)	(162,813,973,528.60)	(20,034,589,769.05)	(182,848,563,297.65)
Total Disbursements Authorities Available	10,340,688,189.81	1,096,308,594.28	11,436,996,784.09
Less:			
Lapsed NCA	(142,122.65)	-	(142,122.65)
Disbursements * (Adj)	(10,324,302,040.02)	(1,079,717,421.45)	(11,404,019,461.47)
Less: Other Non-Cash Disbursements	-	-	-
Disbursements effected through outright deductions from claims	-	-	-
Overpayment of expenses (e.g., personnel benefits)	-	-	-
Restitution for loss of government property	-	-	-
Liquidated damages and similar claims	-	-	-
Others (e.g., TEF, BTr Docs Stamp, etc.)	-	-	-
Add/Less: Adjustments (e.g., cancelled/staled checks)	18,638,237.37	-	18,638,237.37
Balance of Disbursements Authorities as of date	34,882,264.51	16,591,172.83	51,473,437.34

Prepared by:

FARHA K. KARIM
Accountant III

Date:

Certified correct by:

MARY ANTOINETTE Z. PUNO
Department Chief Accountant


Date:

HERE
SIGN

CURRENT YEAR'S ACCOUNTS PAYABLE						TRUST LIABILITIES				TOTAL					REMARKS
MOOE	Fin. Exp.	CO	Sub-Total	TOTAL	SUB-TOTAL	PS	MOOE	CO	TOTAL	PS	MOOE	Fin. Exp.	CO	TOTAL	
(13)	(14)	(15)	(16=12+13+14+15)	(17=11+16)	(18=6+17)	(19)	(20)	(21)	22=19+20+21	(23)	(24)	(25)	(26)	(27=23+24+25+26)	(28)
5,872,317.49	-	247,924,424.20	253,796,741.69	724,229,355.43	1,048,224,768.12	-	-	-	-	101,015,287.14	20,439,309.26	-	926,770,171.72	1,048,224,768.12	
192,973.66	-	182,365,068.03	182,558,041.69	475,447,951.63	581,915,081.18	-	-	-	-	39,626,205.56	1,584,217.95	-	540,704,657.67	581,915,081.18	
5,679,343.83	-	65,559,356.17	71,238,700.00	248,781,403.80	466,309,686.94	-	-	-	-	61,389,081.58	18,855,091.31	-	386,065,514.05	466,309,686.94	
						-	-	-	-	-	-	-	-	-	
						-	-	-	-	-	-	-	-	-	
						-	-	-	-	-	-	-	-	-	
						-	-	-	-	-	-	-	-	-	
5,872,317.49	-	247,924,424.20	253,796,741.69	724,229,355.43	1,048,224,768.12	-	-	-	-	101,015,287.14	20,439,309.26	-	926,770,171.72	1,048,224,768.12	
117,325.11	-	2,726,159.99	2,843,485.10	20,779,835.49	31,492,653.33	-	-	-	-	10,115,841.17	728,254.25	-	20,648,557.91	31,492,653.33	
						-	-	-	-	-	-	-	-	-	
						-	-	-	-	-	-	-	-	-	
						-	-	-	-	-	-	-	-	-	
						-	-	-	-	-	-	-	-	-	
117,325.11	-	2,726,159.99	2,843,485.10	20,779,835.49	31,492,653.33	-	-	-	-	10,115,841.17	728,254.25	-	20,648,557.91	31,492,653.33	
5,989,642.60	-	250,650,584.19	256,640,226.79	745,009,190.92	1,079,717,421.45	-	-	-	-	111,131,128.31	21,167,563.51	-	947,418,729.63	1,079,717,421.45	

	Previous Report (As of July 2019)	This Month (August 2019)	As of Date
Total Cash Disbursement Program	172,765,777,362.00	21,099,405,710.00	193,865,183,072.00
Less: Actual Cash Disbursements	(9,916,779,446.24)	(1,048,224,768.12)	(10,965,004,214.36)
	162,848,997,915.76	20,051,180,941.88	182,900,178,857.64
Less: Notice of Transfer Allocations (NTA) Issued			(182,848,563,297.65)
(Over)/Under Spending			51,615,559.99

Recommending approval by:


GENEVIEVE E. CUADRASMA
 OIC - Office of the Director, Finance Service

Date:

Approved by:


ARDELIZA RAMEDENILLA, MNSA, CESO I
 Undersecretary for Support Services

Date:



CONSOLIDATED MONTHLY REPORT OF DI
For the month of August 201

Department : Department of Public Works and Highways
Agency : National Government
Operating Unit : Central Office
Organization Code (UACS) : 180010100000
Funding Source Code (as clustered) : Fund Cluster 02 (101151/ 101152/ 101163/ 101167/ 101168)

PARTICULARS	CURRENT YEAR BUDGET					PRIOR YEAR'S ACCOUNTS PAYABLE					PRIOR YEAR'S BUDGET	
	PS	MOOE	Fin. Exp.	CO	TOTAL	PS	MOOE	Fin. Exp.	CO	Sub-Total	PS	MOOE
	(2)	(3)	(4)	(5)	(6=2+3+4+5)	(7)	(8)	(9)	(10)	(11=7+8+9+10)	(12)	(13)
CASH DISBURSEMENTS												
Notice of Cash Allocation (NCA)	-	-	-	50,354,650.65	50,354,650.65	-	-	-	165,868,287.95	165,868,287.95	-	-
MDS Checks Issued	-	-	-	-	-	-	-	-	108,102.00	108,102.00	-	-
Advice to Debit Account	-	-	-	50,354,650.65	50,354,650.65	-	-	-	165,760,185.95	165,760,185.95	-	-
Notice of Transfer Allocations (NTA)	-	-	-	-	-	-	-	-	-	-	-	-
MDS Checks Issued	-	-	-	-	-	-	-	-	-	-	-	-
Advice to Debit Account	-	-	-	-	-	-	-	-	-	-	-	-
Working Fund For FAPs	-	-	-	-	-	-	-	-	11,586,410.47	11,586,410.47	-	-
Cash Disbursement Ceiling (CDC)	-	-	-	-	-	-	-	-	-	-	-	-
TOTAL CASH DISBURSEMENTS	-	-	-	50,354,650.65	50,354,650.65	-	-	-	177,454,698.42	177,454,698.42	-	-
NON-CASH DISBURSEMENTS												
Tax Remittance Advices Issued (TRA)	-	-	-	4,832,194.63	4,832,194.63	-	-	-	33,222,642.37	33,222,642.37	-	-
Non-Cash Availment Authority (NCAA)	-	-	-	116,719,087.34	116,719,087.34	-	-	-	124,284,482.07	124,284,482.07	-	-
Disbursements effected through outright deductions from claims (please specify...)	-	-	-	-	-	-	-	-	-	-	-	-
Overpayment of expenses (e.g., personnel benefits)	-	-	-	-	-	-	-	-	-	-	-	-
Restitution for loss of government property	-	-	-	-	-	-	-	-	-	-	-	-
Liquidated damages and similar claims	-	-	-	-	-	-	-	-	-	-	-	-
Others (TEF, BTr Documentary Stamp Tax, etc.)	-	-	-	-	-	-	-	-	-	-	-	-
TOTAL NON-CASH DISBURSEMENTS	-	-	-	121,551,281.97	121,551,281.97	-	-	-	157,507,124.44	157,507,124.44	-	-
GRAND TOTAL	-	-	-	171,905,932.62	171,905,932.62	-	-	-	334,961,822.86	334,961,822.86	-	-

SUMMARY:

	Previous Report (As of July 2019)	This Month (August 2019)	As of Date
Total Disbursement Authorities Received	8,181,394,252.08	503,767,257.05	8,685,161,509.13
NCA	2,341,398,699.00	224,508,000.00	2,565,906,699.00
NTA	-	-	-
Working Fund	71,913,685.18	-	71,913,685.18
TRA	443,319,940.89	38,255,687.64	481,575,628.53
CDC	-	-	-
NCAA	5,324,761,927.01	241,003,569.41	5,565,765,496.42
Less: Notice of Transfer Allocations (NTA) Issued	(151,144,970.89)	(11,210,386.67)	(162,355,357.56)
Total Disbursements Authorities Available	8,030,249,281.19	492,556,870.38	8,522,806,151.57
Less:			
Lapsed NCA	(16,970,853.15)	-	(16,970,853.15)
Disbursements *	(8,054,311,587.21)	(525,176,513.14)	(8,579,488,100.35)
Less: Other Non-Cash Disbursements	-	-	-
Disbursements effected through outright deductions from claims	-	-	-
Overpayment of expenses (e.g., personnel benefits)	-	-	-
Restitution for loss of government property	-	-	-
Liquidated damages and similar claims	-	-	-
Others (e.g., TEF, BTr Docs Stamp, etc.)	-	-	-
Add/Less: Adjustments (i.e.g., cancelled/staled checks)	99,092,505.93	-	99,092,505.93
Balance of Disbursements Authorities as of to date	58,059,346.76	(32,619,642.76)	25,439,704.00

Prepared by:

APRIL ROSE S. LATORRE
Accountant II

Certified correct by:

MARY ANTONETTE Z. PUNO
Department Chief Accountant

Recommend

CURRENT YEAR'S ACCOUNTS PAYABLE						TRUST LIABILITIES				TOTAL					REMARKS
Fin. Exp.	CO	Sub-Total	TOTAL	SUB-TOTAL		PS	MOOE	CO	TOTAL	PS	MOOE	Fin. Exp.	CO	TOTAL	
(14)	(15)	(16=12+13+14+15)	(17=11+16)	(18=6+17)		(19)	(20)	(21)	22=19+20+21	(23)	(24)	(25)	(26)	(27=23+24+25+26)	(28)
-	18,107,907.02	18,107,907.02	183,976,194.97	234,330,845.62	-	-	-	-	-	-	-	-	234,330,845.62	234,330,845.62	
-	15,735,815.61	15,735,815.61	15,843,917.61	15,843,917.61	-	-	-	-	-	-	-	-	15,843,917.61	15,843,917.61	
-	2,372,091.41	2,372,091.41	168,132,277.36	218,486,928.01	-	-	-	-	-	-	-	-	218,486,928.01	218,486,928.01	
-	-	-	-	-	-	-	-	-	-	-	-	-	-	-	
-	-	-	-	-	-	-	-	-	-	-	-	-	-	-	
-	-	-	11,586,410.47	11,586,410.47	-	-	-	-	-	-	-	-	11,586,410.47	11,586,410.47	
-	-	-	-	-	-	-	-	-	-	-	-	-	-	-	
-	18,107,907.02	18,107,907.02	195,562,605.44	245,917,256.09	-	-	-	-	-	-	-	-	245,917,256.09	245,917,256.09	
-	200,850.64	200,850.64	33,423,493.01	38,255,687.64	-	-	-	-	-	-	-	-	38,255,687.64	38,255,687.64	
-	-	-	124,284,482.07	241,003,569.41	-	-	-	-	-	-	-	-	241,003,569.41	241,003,569.41	
-	-	-	-	-	-	-	-	-	-	-	-	-	-	-	
-	-	-	-	-	-	-	-	-	-	-	-	-	-	-	
-	-	-	-	-	-	-	-	-	-	-	-	-	-	-	
-	200,850.64	200,850.64	157,707,975.08	279,259,257.05	-	-	-	-	-	-	-	-	279,259,257.05	279,259,257.05	
-	18,308,757.66	18,308,757.66	353,270,580.52	525,176,513.14	-	-	-	-	-	-	-	-	525,176,513.14	525,176,513.14	
-	-	-	-	-	-	-	-	-	-	-	-	-	-	-	

Total Disbursements Program
Less: Actual Disbursements

Previous Report
(As of July 2019)
8,030,249,281.19
(7,955,219,081.28)

This Month
(August 2019)
492,556,870.38
(525,176,513.14)

As of Date
8,522,806,151.57
(8,480,395,594.42)


75,030,199.91 (32,619,642.76) 42,410,557.15

g approval by:

GENEVIEVE E. CUARESMA
OIC - Office of the Director, Finance Service

Approved by:

ARDELIZA R. MEDENILLA, MNSA, CESO I
Undersecretary for Support Services



Department : Department of Public Works and Highways
Agency : National Government
Operating Unit : Central Office
Organization Code (UACS) : 180010100000
Funding Source Code (as clustered) : FUND MVUC (F104358, F104359 & 104360)
(e.g. Old Fund Code: 101, 102, 151)

PARTICULARS	CURRENT YEAR BUDGET					PRIOR YEAR'S ACCOUNTS PAYABLE					PRIOR YEAR
	PS	MOOE	Fin. Exp.	CO	TOTAL	PS	MOOE	Fin. Exp.	CO	Sub-Total	P
(1)	(2)	(3)	(4)	(5)	(6=2+3+4+5)	(7)	(8)	(9)	(10)	(11=7+8+9+10)	(12)
CASH DISBURSEMENTS											
Notice of Cash Allocation (NCA)	-	-	-	-	-	-	-	-	5,408,532.12	5,408,532.12	
MDS Checks Issued					-				5,408,532.12	5,408,532.12	
Advice to Debit Account					-						
Notice of Transfer Allocations (NTA)	-	-	-	-	-	-	-	-			
MDS Checks Issued					-						
Advice to Debit Account					-						
Working Fund For FAPs					-						
Cash Disbursement Ceiling (CDC)					-						
TOTAL CASH DISBURSEMENTS	-	-	-	-	-	-	-	-	5,408,532.12	5,408,532.12	
NON-CASH DISBURSEMENTS											
Tax Remittance Advices Issued (TRA)					-				399,630.33	399,630.33	
Non-Cash Availment Authority (NCAA)					-						
Disbursements effected through outright deductions from claims (please specify...)	-	-	-	-	-	-	-	-			
Overpayment of expenses (e.g., personnel benefits)					-						
Restitution for loss of government property					-						
Liquidated damages and similar claims					-						
Others (TEF, BTr Documentary Stamp Tax, etc.)					-						
TOTAL NON-CASH DISBURSEMENTS	-	-	-	-	-	-	-	-	399,630.33	399,630.33	
GRAND TOTAL	-	-	-	-	-	-	-	-	5,808,162.45	5,808,162.45	

SUMMARY:

	Previous Report (July 2019)	This Month (August 2019)	As of Date
Total Disbursement Authorities Received	2,096,679,672.01	12,668,228.33	2,109,347,900.34
NCA	2,071,850,074.00	12,268,598.00	2,084,118,672.00
NTA			-
Working Fund			-
TRA	24,829,598.01	399,630.33	25,229,228.34
CDC			-
NCAA			-
Less: Notice of Transfer Allocations (NTA) Issued	(991,930,419.37)	(100,199,492.98)	(1,092,129,912.35)
Total Disbursements Authorities Available	1,104,749,252.64	(87,531,264.65)	1,017,217,987.99
Less:			
Lapsed NCA	(223,344,809.42)	-	(223,344,809.42)
Disbursements *	(655,269,515.87)	(5,808,162.45)	(661,077,678.32)
Less: Other Non-Cash Disbursements			
Disbursements effected through outright deductions from claims	-	-	-
Overpayment of expenses (e.g., personnel benefits)			-
Restitution for loss of government property			-
Liquidated damages and similar claims			-
Others (e.g., TEF, BTr Docs Stamp, etc.)			-
Add/Less: Adjustments (e.g., cancelled/staled checks)			
Balance of Disbursements Authorities as of to date	226,134,927.35	(93,339,427.10)	132,795,500.25

Prepared by:

JACQUELINE TOLENTINO
Accountant II

Date:

Certified correct by:

MARY ANTOINETTE Z. PUNO
Department Chief Accountant

Date:

HERE
SIGN

REPORT OF DISBURSEMENTS
 of August 2019

FAR No. 4

R'S BUDGET																
CURRENT YEAR'S ACCOUNTS PAYABLE					TOTAL	SUB-TOTAL	TRUST LIABILITIES				TOTAL					REMARKS
MOOE	Fin. Exp.	CO	Sub-Total	PS			MOOE	CO	TOTAL	PS	MOOE	Fin. Exp.	CO	TOTAL		
(13)	(14)	(15)	(16=12+13+14+15)	(17=11+16)	(18=6+17)	(19)	(20)	(21)	22=19+20+21	(23)	(24)	(25)	(26)	(27=23+24+25+26)	(28)	
-	-	-	-	5,408,532.12	5,408,532.12	-	-	-	-	-	-	-	5,408,532.12	5,408,532.12		
-	-	-	-	-	-	-	-	-	-	-	-	-	-	-	-	
-	-	-	-	-	-	-	-	-	-	-	-	-	-	-	-	
-	-	-	-	-	-	-	-	-	-	-	-	-	-	-	-	
-	-	-	-	-	-	-	-	-	-	-	-	-	-	-	-	
-	-	-	-	-	-	-	-	-	-	-	-	-	-	-	-	
-	-	-	-	-	5,408,532.12	5,408,532.12	-	-	-	-	-	-	5,408,532.12	5,408,532.12		
-	-	-	-	-	399,630.33	399,630.33	-	-	-	-	-	-	399,630.33	399,630.33		
-	-	-	-	-	-	-	-	-	-	-	-	-	-	-	-	
-	-	-	-	-	-	-	-	-	-	-	-	-	-	-	-	
-	-	-	-	-	-	-	-	-	-	-	-	-	-	-	-	
-	-	-	-	-	-	-	-	-	-	-	-	-	-	-	-	
-	-	-	-	-	399,630.33	399,630.33	-	-	-	-	-	-	399,630.33	399,630.33		
-	-	-	-	-	5,808,162.45	5,808,162.45	-	-	-	-	-	-	5,808,162.45	5,808,162.45		

	Previous Report (July 2019)	This Month (August 2019)	As of Date
Total Cash Disbursement Program	2,071,850,074.00	12,268,598.00	2,084,118,672.00
Less: Actual Disbursements	(1,622,370,337.23)	(105,608,025.10)	(1,727,978,362.33)
	449,479,736.77	(93,339,427.10)	356,140,309.67


Recommending approval by:


Date:


 GENERVILLE QUARESMA
 OIC - Office of the Director, Finance Service

Approved by:

Date:


 ARDELIZA R. MEDENILLA, MNSA, CESO I
 Undersecretary for Support Services



CONSOLIDATED MONTHLY REPORT OF DIS
For the month of August 2019

Department : Department of Public Works and Highways
Agency : National Government
Operating Unit : Central Office
Organization Code (UACS) : 180010100000
Funding Source Code (as clustered) : Fund Cluster 04 (10 -4163)

PARTICULARS	CURRENT YEAR BUDGET					PRIOR YEAR'S ACCOUNTS PAYABLE					PRIOR YEAR'S BUDGET	
	PS	MOOE	Fin. Exp.	CO	TOTAL	PS	MOOE	Fin. Exp.	CO	Sub-Total	PS	MOOE
(1)	(2)	(3)	(4)	(5)	(6=2+3+4+5)	(7)	(8)	(9)	(10)	(11=7+8+9+10)	(12)	(13)
CASH DISBURSEMENTS												
Notice of Cash Allocation (NCA)	-	-	-	-	-	-	-	-	-	-	-	-
MDS Checks Issued	-	-	-	-	-	-	-	-	-	-	-	-
Advice to Debit Account	-	-	-	-	-	-	-	-	-	-	-	-
Notice of Transfer Allocations (NTA)	-	-	-	-	-	-	-	-	-	-	-	-
MDS Checks Issued	-	-	-	-	-	-	-	-	-	-	-	-
Advice to Debit Account	-	-	-	-	-	-	-	-	-	-	-	-
Working Fund For FAPs	-	-	-	-	-	-	-	-	-	-	-	-
Cash Disbursement Ceiling (CDC)	-	-	-	-	-	-	-	-	-	-	-	-
TOTAL CASH DISBURSEMENTS	-	-	-	-	-	-	-	-	-	-	-	-
NON-CASH DISBURSEMENTS												
Tax Remittance Advices Issued (TRA)	-	-	-	-	-	-	-	-	619,124.30	619,124.30	-	-
Non-Cash Availment Authority (NCAA)	-	-	-	-	-	-	-	-	-	-	-	-
Disbursements effected through outright deductions from claims (please specify...)	-	-	-	-	-	-	-	-	-	-	-	-
Overpayment of expenses (e.g., personnel benefits)	-	-	-	-	-	-	-	-	-	-	-	-
Restitution for loss of government property	-	-	-	-	-	-	-	-	-	-	-	-
Liquidated damages and similar claims	-	-	-	-	-	-	-	-	-	-	-	-
Others (TEF, BTr Documentary Stamp Tax, etc.)	-	-	-	-	-	-	-	-	-	-	-	-
TOTAL NON-CASH DISBURSEMENTS	-	-	-	-	-	-	-	-	619,124.30	619,124.30	-	-
GRAND TOTAL	-	-	-	-	-	-	-	-	619,124.30	619,124.30	-	-

SUMMARY:

	Previous Report (As of July 2019)	This Month (August 2019)	As of Date
Total Disbursement Authorities Received	-	619,124.30	619,124.30
NCA	-	-	-
NTA	-	-	-
Working Fund	-	-	-
TRA	-	619,124.30	619,124.30
CDC	-	-	-
NCAA	-	-	-
Less: Notice of Transfer Allocations (NTA) Issued	-	-	-
Total Disbursements Authorities Available	-	619,124.30	619,124.30
Less:			
Lapsed NCA	-	-	-
Disbursements *	-	(619,124.30)	(619,124.30)
Less: Other Non-Cash Disbursements	-	-	-
Disbursements effected through outright deductions from claims	-	-	-
Overpayment of expenses (e.g., personnel benefits)	-	-	-
Restitution for loss of government property	-	-	-
Liquidated damages and similar claims	-	-	-
Others (e.g., TEF, BTr Docs Stamp, etc.)	-	-	-
Add/Less: Adjustments (e.g., cancelled/staled checks)	-	-	-
Balance of Disbursements Authorities as of to date	-	-	-

Prepared by:

A. N. Latorre
APRIL ROSE S. LATORRE
Accountant II

Certified correct by:

Mary Antoinette Z. Puno
MARY ANTOINETTE Z. PUNO
Department Chief Accountant

Date:

Date:

Recommending

Date:

HERE
SIGN

[illegible]

	Previous Report (As of July 2019)	This Month (August 2019)	As of Date
Total Disbursements Program	-	619,124.30	619,124.30
Less: Actual Disbursements	-	(619,124.30)	(619,124.30)
	-	-	-


g approval by:

GENEVIEVE E. CUARESMA
OIC - Office of the Director, Finance Service

Approved by:

ARDELIZA R. MEDENILLA, MNSA, CESO I
Undersecretary for Support Services

Date:



CONSOLIDATED MONTHLY
For the month

Department : Department of Public Works and Highways
Agency : National Government
Operating Unit : Central Office
Organization Code (UACS) : 180010100000
Funding Source Code (as clustered) : Fund Cluster 07 (308601)

PARTICULARS	CURRENT YEAR BUDGET					PRIOR YEAR'S ACCOUNTS PAYABLE					PRIOR YEAR'S BUDGET
	PS	MOOE	Fin. Exp.	CO	TOTAL	PS	MOOE	Fin. Exp.	CO	Sub-Total	PS
(1)	(2)	(3)	(4)	(5)	(6=2+3+4+5)	(7)	(8)	(9)	(10)	(11=7+8+9+10)	(12)
CASH DISBURSEMENTS											
Notice of Cash Allocation (NCA)	-	-	-	-	-	-	-	-	-	-	-
MDS Checks Issued											
Advice to Debit Account											
Notice of Transfer Allocations (NTA)	-	-	-	-	-	-	-	-	-	-	-
MDS Checks Issued											
Advice to Debit Account											
Working Fund For FAPs											
Cash Disbursement Ceiling (CDC)											
TOTAL CASH DISBURSEMENTS	-	-	-	-	-	-	-	-	-	-	-
NON-CASH DISBURSEMENTS											
Tax Remittance Advices Issued (TRA)											
Non-Cash Availment Authority (NCAA)											
Disbursements effected through outright deductions from claims (please specify...)	-	-	-	-	-	-	-	-	-	-	-
Overpayment of expenses (e.g., personnel benefits)											
Restitution for loss of government property											
Liquidated damages and similar claims											
Others (TEF, BTR Documentary Stamp Tax, etc.)											
TOTAL NON-CASH DISBURSEMENTS	-	-	-	-	-	-	-	-	-	-	-
GRAND TOTAL	-	-	-	-	-	-	-	-	-	-	-

SUMMARY:

	Previous Report As of (July 2019)	This Month (August 2019)	As of Date
Total Disbursement Authorities Received	3,280,000,000.00	260,000,000.00	3,540,000,000.00
NCA	3,280,000,000.00	260,000,000.00	3,540,000,000.00
NTA			
Working Fund			
TRA			
CDC			
NCAA			
Less: Notice of Transfer Allocations (NTA) Issued	(2,296,009,817.48)	(258,107,032.89)	(2,554,116,850.37)
Total Disbursements Authorities Available	983,990,182.52	1,892,967.11	985,883,149.63
Less:			
Lapsed NCA			
Disbursements *	(976,774,930.52)	-	(976,774,930.52)
Less: Other Non-Cash Disbursements			
Disbursements effected through outright deductions from claims			
Overpayment of expenses (e.g., personnel benefits)			
Restitution for loss of government property			
Liquidated damages and similar claims			
Others (e.g., TEF, BTR Docs Stamp, etc.)			
Add/Less: Adjustments (i.e.g., cancelled/staled checks)			
Balance of Disbursements Authorities as of to date	7,215,252.00	1,892,967.11	9,108,219.11

Prepared by:

JACQUELINE TOLENTINO
Accountant II

Date:

Certified correct by:

MARY ANTOINETTE Z. PUNO
Department Chief Accountant

Date:

Reco

Date:

HERE
SIGN

FAR No. 4

	Previous Report As of (July 2019)	This Month (August 2019)	As of Date
Total Cash Disbursement Program			-
Less: Actual Disbursements	(76,763,187.62)	-	(76,763,187.62)
	<u>(76,763,187.62)</u>	<u>-</u>	<u>(76,763,187.62)</u>

GENEVIEVE E. CUARESMA
OIC - Office of the Director, Finance Service

ARDELIZA R. MEDENILLA, MNSA, CESO I
Undersecretary for Support Services

Date:



CONSOLIDATED MONTHLY REPORT OF DISBURSEMENTS
For the month of August 2019

Department : Department of Public Works and Highways
Agency : National Government
Operating Unit : Nationwide
Organization Code (UACS) :
Funding Source Code (as clustered) : ALL FUNDS

PARTICULARS	CURRENT YEAR BUDGET					PRIOR YEAR'S ACCOUNTS PAYABLE					PRIOR YEAR'S BUDGET					CURRENT YEAR'S ACCOUNTS PAYABLE					SUB-TOTAL (18=6+17)	TRUE	
	PS (2)	MOOE (3)	Fin. Exp. (4)	CO (5)	TOTAL (6=2+3+4+5)	PS (7)	MOOE (8)	Fin. Exp. (9)	CO (10)	Sub-Total (11=7+8+9+10)	PS (12)	MOOE (13)	Fin. Exp. (14)	CO (15)	Sub-Total (16=12+13+14+15)	TOTAL (17=11+16)	PS	MOOE					
																	(19)	(20)					
(1)	(2)	(3)	(4)	(5)	(6=2+3+4+5)	(7)	(8)	(9)	(10)	(11=7+8+9+10)	(12)	(13)	(14)	(15)	(16=12+13+14+15)	(17=11+16)	(18=6+17)	(19)	(20)				
CASH DISBURSEMENTS																							
Notice of Cash Allocation	634,667,540.10	721,496,455.18	-	27,388,391,710.53	28,744,555,705.81	858,856.62	180,672,274.24	-	18,650,601,649.18	19,548,638,502.79	-	21,792,067.47	-	645,881,511.49	933,786,905.92	20,482,425,408.71	49,226,981,114.52	3,351,674.78	13,170.04				
MDS Checks Issued	177,189,734.51	83,374,598.98	-	901,156,235.75	1,161,720,569.24	-	-	-	-	716,505,722.75	-	-	-	-	266,113,326.96	982,619,049.71	2,144,339,618.95	1,610,747.52	13,170.04				
Central Office	39,626,205.56	1,391,244.29	-	65,449,679.70	106,467,129.55	-	-	-	298,406,544.06	298,406,544.06	-	192,973.66	-	198,100,883.64	198,293,857.30	496,700,401.36	603,167,530.91	-	-				
NCR	7,641,063.59	11,164,104.40	-	1,328,431.80	20,133,599.79	-	-	-	29,112,549.11	29,112,549.11	-	-	-	962,829.71	962,829.71	30,075,378.82	50,208,978.61	-	-				
CAR	5,178,332.24	2,860,303.09	-	461,479.54	8,500,114.87	35,926.50	28,833.19	-	5,488,763.21	5,553,522.90	-	11,066.41	-	442,341.27	453,407.68	14,507,045.45	-	-	-				
Region I	5,394,727.54	3,090,998.77	-	2,984,440.27	11,470,166.58	-	-	-	1,740,645.32	1,740,645.32	-	3,359.06	-	135,161.31	138,520.37	1,879,165.69	13,349,332.27	-	-				
Region II	1,137,501.65	1,083,502.81	-	512,662.83	2,733,667.29	-	-	-	23,515.94	23,515.94	-	-	-	626,207.28	653,747.61	5,193,970.26	24,909,237.44	-	-				
Region III	14,602,709.27	1,632,948.11	-	3,479,609.80	19,715,267.18	19,342.25	-	-	2,821,342.61	2,840,684.86	-	4,458.12	-	2,348,827.28	2,353,285.40	5,193,970.26	24,909,237.44	-	-				
Region IV-A	8,311,211.64	4,932,716.33	-	4,452,114.17	17,696,042.14	-	-	-	4,904,389.94	4,904,389.94	-	-	-	1,979,077.72	1,979,077.72	6,883,467.66	24,579,509.80	-	13,170.04				
Region IV-B	6,671,181.03	3,038,669.19	-	5,939,418.02	15,649,268.24	-	-	-	1,811,252.07	1,811,252.07	-	-	-	339,005.81	339,005.81	2,150,257.88	17,799,526.12	-	-				
Region V	13,725,568.12	2,534,470.74	-	151,297,748.43	167,557,787.29	1,275.04	26,367.00	-	79,250,356.63	79,277,998.67	-	44,438.99	-	466,241.56	510,680.55	79,788,679.22	247,346,466.51	517,781.14	-				
Region VI	8,775,427.57	5,221,056.33	-	95,579,916.12	109,576,400.02	49.22	-	-	7,671,004.47	7,671,053.69	-	-	-	14,151.85	8,908,230.65	126,155,684.36	-	-	-				
Region VII	17,974,694.51	25,318,943.82	-	152,766,109.07	196,059,747.40	-	4,778,055.34	-	178,466,021.23	183,244,076.57	-	6,189.22	-	35,471,266.88	35,477,456.10	218,721,532.67	414,781,280.07	-	-				
Region VIII	16,106,448.98	8,668,696.36	-	8,510,551.74	33,285,697.08	2,533.43	96,474.20	-	8,765,537.36	8,864,544.99	-	195,863.80	-	4,170,606.24	4,366,470.04	13,231,015.03	46,516,712.11	-	-				
Region IX	4,366,476.53	388,178.41	-	2,307,922.70	7,062,577.64	-	63,745.59	-	28,604,810.38	28,668,555.97	-	-	-	1,736,266.55	1,736,266.55	37,467,400.16	-	-	-				
Region X	6,325,673.78	4,488,917.78	-	5,780,083.08	16,594,674.64	-	400.00	-	17,528,102.11	17,528,502.11	-	216,300.00	-	2,046,457.94	2,262,757.94	19,791,260.05	36,385,934.69	-	-				
Region XI	6,999,813.75	760,568.59	-	2,386,192.77	10,146,575.11	3,633.67	-	-	2,601,876.02	2,605,509.69	-	9,468.13	-	1,787,658.53	1,797,126.66	14,549,211.46	-	1,092,966.38	-				
Region XII	7,777,821.21	4,331,097.66	-	393,181,521.99	405,290,440.86	-	12,780.18	-	42,337,710.92	42,350,491.10	-	147,668.98	-	5,155,555.94	5,303,224.92	47,653,716.02	452,944,156.88	-	-				
Region XIII	6,574,877.54	2,468,182.30	-	4,738,353.72	13,781,413.56	-	153,262.09	-	1,748,623.67	1,901,885.76	-	1,131.53	-	576,250.42	577,381.95	2,479,267.71	16,260,681.27	-	-				
Advice to Debit Account	457,477,805.59	638,121,856.20	-	26,487,235,474.78	27,582,835,136.57	858,856.62	180,672,274.24	-	18,650,601,649.18	18,832,132,780.04	-	21,792,067.47	-	645,881,511.49	667,673,578.96	19,499,806,359.00	47,082,641,495.57	1,740,927.26	-				
Central Office	61,389,081.58	12,957,672.19	-	193,536,180.02	267,882,933.79	-	218,075.29	-	343,084,814.46	343,302,889.75	-	5,679,343.83	-	67,931,447.58	73,610,791.41	416,913,681.16	684,796,614.95	-	-				
NCR	18,262,749.77	43,975,219.11	-	771,633,846.04	833,871,814.92	-	3,273,938.91	-	4,615,468.87	4,615,468.87	-	-	-	1,243,514,222.00	1,243,514,222.00	409,669,407.08	1,243,514,222.00	-	-				
CAR	28,088,594.52	22,328,331.21	-	979,900,452.35	1,030,317,378.08	-	-	-	889,684,420.98	894,299,889.85	-	4,846.00	-	8,800,726.03	8,805,572.03	903,105,461.88	1,933,422,839.96	-	-				
Region I	31,220,866.14	79,943,413.51	-	1,787,164,695.63	1,898,328,975.28	-	42,588,862.46	-	1,114,233,670.24	1,156,822,532.70	-	34,436.42	-	30,111,323.20	30,145,759.62	1,186,968,292.32	3,085,297,267.60	-	-				
Region II	21,146,735.68	48,557,477.03	-	918,642,612.33	988,346,825.04	-	2,442,848.05	-	602,168,149.34	604,610,997.39	-	135,001.01	-	34,191,934.09	34,326,935.10	638,937,932.49	1,627,284,757.53	-	-				
Region III	29,601,805.39	32,808,286.70	-	2,563,064,147.62	2,625,474,239.71	1,227.00	11,655,417.42	-	1,631,852,711.60	1,643,509,356.02	-	565,021.00	-	23,658,404.00	24,223,425.00	1,667,732,781.02	4,293,207,020.73	361,441.37	-				
Region IV-A	35,566,211.97	79,002,078.91	-	3,005,027,232.95	3,119,595,523.83	-	9,345,325.61	-	2,013,746,917.21	2,023,092,242.82	-	831,670.81	-	50,526,175.19	51,357,846.00	2,074,450,088.82	5,194,045,612.65	650,362.88	-				
Region IV-B	21,393,239.60	47,427,637.78	-	962,181,099.51	1,031,001,976.89	-	-	-	1,065,830,771.13	1,075,293,597.53	-	587,497.12	-	20,078,515.93	20,666,013.05	1,095,959,610.58	2,126,961,587.47	-	-				
Region V	33,463,692.44	30,706,265.66	-	1,583,374,473.31	1,647,544,431.41	-	6,677,740.55	-	2,691,518,954.33	2,698,196,694.88	-	8,735,628.07	-	192,592,009.93	201,327,638.00	2,899,524,332.88	4,547,068,764.29	-	-				
Region VI	32,031,838.70	46,566,685.12	-	1,682,782,080.90	1,761,380,604.72	-	15,957,546.57	-	1,050,128,275.54	1,066,085,822.11	-	1,344,885.23	-	34,577,910.72	35,922,795.95	1,102,008,618.06	2,863,389,222.78	-	-				
Region VII	15,173,360.78	32,435,393.20	-	750,599,464.99	798,208,218.97	-	3,199,731.09	-	585,089,643.69	588,289,374.78	-	340,148.38	-	7,429,610.45	7,769,758.83	596,059,133.61	1,394,267,352.58	-	-				
Region VIII	20,181,441.06	34,455,636.05	-	2,544,599,258.94	2,599,236,336.05	5,000.00	12,238,240.37	-	1,103,126,989.06	1,115,370,229.43	-	1,680,457.89	-	41,620,569.52	43,301,027.41	1,158,671,256.84	3,757,907,592.89	-	-				
Region IX	22,200,298.30	22,951,693.17	-	831,984,884.82	877,136,876.29	21,796.59	17,637,737.69	-	871,519,422.16	889,178,956.44	-	207,507.41	-	24,509,400.93	24,716,908.34	913,895,864.78	1,791,032,741.07	-	-				
Region X	25,847,062.34	27,283,843.89	-	3,316,610,422.12	3,369,741,328.35	801,916.51	7,157,558.05	-	1,102,857,277.99	1,110,816,752.55	-	39,760.91	-	30,814,526.01	30,654,286.92	1,141,471,039.47	4,511,212,367.82	-	-				
Region XI	20,038,839.65	24,198,923.52	-	2,314,020,703.52	2,358,258,466.69	18,866.52	2,128,382.64	-	1,051,952,390.91	1,054,099,640.07	-	2,738.02	-	27,043,701.72	27,046,439.74	1,081,146,079.81	3,439,404,546.50	-	-				
Region XII	20,800,745.26	25,516,552.98	-	1,101,575,303.24	1,147,892,601.48	10,050.00	8,700,205.75	-	640,326,191.26	649,036,447.01	-	148,600.51	-	23,050,218.67	23,198,819.18	672,235,266.19	1,820,127,867.67	-	-				
Region XIII	21,071,242.41	27,006,746.17	-	1,180,538,616.49	1,228,616,605.07	-	23,372,368.52	-	1,502,819,746.44	1,526,192,114.96	-	133,911.63	-	14,731,485.42	15,401,057,512.01	2,769,674,117.08	729,123.01	-	-				
Notice of Transfer of Allocation	3,122,671.88	18,340,060.02	-	2,153,732,854.36	2,175,195,586.26	-	10,833,154.02	-	1,511,107,538.17	1,676,438,607.80	-	74,127.08	-	41,372,066.74	46,045,682.18	1,722,484,289.98	3,897,679,876.24	-	-				
MDS Checks Issued	2,070,398.70	2,972,063.86	-	145,239,681.01	150,282,143.57	-	-	-	-	154,497,915.61	-	-	-	-	4,599,488.36	159,097,403.97	309,379,547.54	-	-				
Central Office	-	-	-	-	-	-	-	-	-	-	-	-	-	-	-	-	-	-	-				
NCR	2,070,398.70	2,872,281.44	-	10,336,047.11	15,278,727.25	-	27,037.01	-	78,305,347.77	78,332,384.78	-	-	-	3,735,578.76	3,735,578.76	82,067,963.54	97,346,690.79	-	-				
CAR	-	-	-	-	-	-	-	-	-	-	-	-	-	-	-	-	-	-	-				
Region I	-	-	-	-	-	-	-	-	-	-	-	-	-	-	-	-	-	-	-				
Region II	-	-	-	-	-	-	-	-	-	-	-	-	-	-	-	-	-	-	-				
Region III	-	44,198.88	-	282,838.66	327,037.54	-	-	-	-	-	-	-	-	20,200.00	20,200.00	20,200.00	347,237.54	-	-				
Region IV-A	-	-	-	-	-	-	-	-	-	-	-	-	-	-	-	-	-	-	-				
Region IV-B	-	-	-	-	-	-	-	-	-	-	-	-	-	-	-	-	-	-	-				
Region V	-	-	-	-	-	-	-	-	-	-	-	-	-	-	-	-	-	-	-				
Region VI	-	-	-	-	-	-	-	-	-	-	-	-	-	-	-	-	-	-	-				
Region VII	-	-	-	134,615,725.24	134,615,725.24	-	-	-	76,058,690.95	76,058,690.95	-	-	-	-	-	76,058,690.95	210,674,416.19	-	-				
Region VIII	-	-	-	-	-	-	-	-	-	-	-	-	-	-	-	-	-	-	-				
Region IX	-	-	-	-																			

Region XII	-	-	-	-	-	-	-	-	-	-	-	-	-	-	-	-	-	-	-	-
Region XIII	-	-	-	-	-	-	-	-	-	-	-	-	-	-	-	-	-	-	-	-
TOTAL CASH DISBURSEMENTS	637,790,211.98	739,836,515.20	-	29,542,124,564.89	30,919,751,292.07	858,856.62	191,505,428.26	-	20,173,295,597.82	21,236,663,521.06	-	21,866,194.55	-	687,253,578.23	979,832,588.10	22,216,496,109.16	53,136,247,401.23	3,351,674.78	13,170.04	-
NON-CASH DISBURSEMENTS																				
Tax Remittance Advices Issued (TR)	41,078,174.69	31,947,824.21	-	1,840,214,866.87	1,913,240,865.77	-	6,510,069.45	-	1,216,028,705.71	1,222,538,775.16	-	993,743.21	-	39,102,038.81	40,095,782.02	1,262,634,557.18	3,175,875,422.95	338,852.32	-	-
Central Office	10,115,841.17	596,976.67	-	4,832,194.63	15,545,012.47	-	13,952.47	-	52,163,794.92	52,177,747.39	-	117,325.11	-	2,927,010.63	3,044,335.74	55,222,083.13	70,767,095.60	-	-	-
NCR	1,107,619.74	2,225,751.67	-	98,594,032.74	101,927,404.15	-	744,198.49	-	103,316,918.33	104,061,116.82	-	41,380.76	-	2,048,624.49	2,090,005.25	106,151,122.07	208,078,526.22	-	-	-
CAR	1,774,307.47	1,050,039.68	-	51,055,137.83	53,879,484.98	-	264,434.09	-	50,175,500.43	50,439,934.52	-	517.12	-	144,093.13	144,610.25	50,584,544.77	104,464,029.75	-	-	-
Region I	1,892,153.49	5,097,483.32	-	127,302,464.54	134,292,101.35	-	2,587,547.81	-	64,650,402.24	67,237,950.05	-	1,328.64	-	1,739,364.18	1,740,692.82	68,978,642.87	203,270,744.22	-	-	-
Region II	2,157,544.20	2,308,023.74	-	60,145,203.20	64,610,771.14	-	140,545.17	-	35,767,651.87	35,908,197.04	-	1,463.70	-	3,091,334.68	3,092,798.38	39,000,995.42	103,611,766.56	-	-	-
Region III	2,549,706.58	1,752,557.38	-	197,994,180.73	202,296,444.69	-	776,375.05	-	132,812,227.13	133,588,602.18	-	22,276.34	-	1,993,458.73	2,015,735.07	135,604,337.25	337,900,781.94	-	-	-
Region IV-A	2,426,200.56	4,214,127.25	-	200,539,877.50	207,180,205.31	-	527,702.77	-	120,981,062.25	121,508,765.02	-	48,545.82	-	2,726,961.85	2,775,507.67	124,284,272.69	331,464,478.00	109,725.87	-	-
Region IV-B	1,789,945.42	2,864,999.60	-	67,847,320.38	72,502,265.40	-	508,350.59	-	52,634,013.49	53,142,364.08	-	33,590.63	-	911,797.62	945,388.25	54,087,752.33	126,590,017.73	-	-	-
Region V	2,588,486.19	1,404,016.21	-	105,200,697.57	109,193,199.97	-	395,725.29	-	93,248,230.58	93,643,955.87	-	379,323.19	-	11,871,399.53	12,250,722.72	105,894,678.59	215,087,878.56	-	-	-
Region VI	2,096,194.41	1,667,246.48	-	109,425,393.13	113,188,834.02	-	1,091,494.88	-	73,478,691.79	74,570,186.67	-	88,209.23	-	1,486,791.39	1,575,000.62	76,145,187.29	189,334,021.31	-	-	-
Region VII	2,159,941.65	1,987,902.19	-	69,607,040.66	73,754,884.50	-	628,623.49	-	58,802,773.60	59,431,397.09	-	19,033.20	-	113,779.44	132,812.64	59,564,209.73	133,319,094.23	-	-	-
Region VIII	2,077,984.22	1,762,755.41	-	161,899,592.18	165,740,331.81	-	459,598.16	-	67,985,849.72	68,445,447.88	-	119,776.42	-	2,552,439.74	2,672,216.16	71,117,664.04	236,857,995.85	-	-	-
Region IX	1,889,143.72	983,617.16	-	49,247,391.23	52,120,152.11	-	1,092,924.38	-	41,954,771.65	43,047,696.03	-	12,898.54	-	740,612.29	753,510.83	43,801,206.86	95,921,358.97	-	-	-
Region X	1,958,723.67	928,688.14	-	235,576,775.61	238,464,187.42	-	357,492.35	-	62,796,872.46	63,154,364.81	-	52,331.40	-	1,705,199.09	1,757,530.49	64,911,895.30	303,376,082.72	-	-	-
Region XI	1,828,118.39	853,122.51	-	173,888,997.77	176,570,238.67	-	103,854.06	-	84,386,504.50	84,490,358.56	-	268.06	-	653,712.24	653,980.30	85,144,338.86	261,714,577.53	-	-	-
Region XII	1,038,473.24	1,236,730.18	-	95,249,745.15	97,524,948.57	-	(3,986,873.13)	-	53,267,183.07	49,280,309.94	-	44,784.36	-	1,082,341.82	1,127,126.18	50,407,436.12	147,932,384.69	229,126.45	-	-
Region XIII	1,627,790.57	1,013,786.62	-	31,808,822.02	34,450,399.21	-	804,123.53	-	67,606,257.68	68,410,381.21	-	10,690.69	-	3,313,117.96	3,323,808.65	71,734,189.86	106,184,589.07	-	-	-
Non-Cash Availment Authority (NC)	-	-	-	116,719,087.34	116,719,087.34	-	-	-	124,284,482.07	124,284,482.07	-	-	-	-	-	124,284,482.07	241,003,569.41	-	-	-
Central Office	-	-	-	116,719,087.34	116,719,087.34	-	-	-	124,284,482.07	124,284,482.07	-	-	-	-	-	124,284,482.07	241,003,569.41	-	-	-
NCR	-	-	-	-	-	-	-	-	-	-	-	-	-	-	-	-	-	-	-	-
CAR	-	-	-	-	-	-	-	-	-	-	-	-	-	-	-	-	-	-	-	-
Region I	-	-	-	-	-	-	-	-	-	-	-	-	-	-	-	-	-	-	-	-
Region II	-	-	-	-	-	-	-	-	-	-	-	-	-	-	-	-	-	-	-	-
Region III	-	-	-	-	-	-	-	-	-	-	-	-	-	-	-	-	-	-	-	-
Region IV-A	-	-	-	-	-	-	-	-	-	-	-	-	-	-	-	-	-	-	-	-
Region IV-B	-	-	-	-	-	-	-	-	-	-	-	-	-	-	-	-	-	-	-	-
Region V	-	-	-	-	-	-	-	-	-	-	-	-	-	-	-	-	-	-	-	-
Region VI	-	-	-	-	-	-	-	-	-	-	-	-	-	-	-	-	-	-	-	-
Region VII	-	-	-	-	-	-	-	-	-	-	-	-	-	-	-	-	-	-	-	-
Region VIII	-	-	-	-	-	-	-	-	-	-	-	-	-	-	-	-	-	-	-	-
Region IX	-	-	-	-	-	-	-	-	-	-	-	-	-	-	-	-	-	-	-	-
Region X	-	-	-	-	-	-	-	-	-	-	-	-	-	-	-	-	-	-	-	-
Region XI	-	-	-	-	-	-	-	-	-	-	-	-	-	-	-	-	-	-	-	-
Region XII	-	-	-	-	-	-	-	-	-	-	-	-	-	-	-	-	-	-	-	-
Region XIII	-	-	-	-	-	-	-	-	-	-	-	-	-	-	-	-	-	-	-	-
Disbursements effected through outright deductions from claims (please specify...)	-	-	-	-	-	-	-	-	-	-	-	-	-	-	-	-	-	-	-	-
Overpayment of expenses (e.g.,	-	-	-	-	-	-	-	-	-	-	-	-	-	-	-	-	-	-	-	-
Central Office	-	-	-	-	-	-	-	-	-	-	-	-	-	-	-	-	-	-	-	-
NCR	-	-	-	-	-	-	-	-	-	-	-	-	-	-	-	-	-	-	-	-
CAR	-	-	-	-	-	-	-	-	-	-	-	-	-	-	-	-	-	-	-	-
Region I	-	-	-	-	-	-	-	-	-	-	-	-	-	-	-	-	-	-	-	-
Region II	-	-	-	-	-	-	-	-	-	-	-	-	-	-	-	-	-	-	-	-
Region III	-	-	-	-	-	-	-	-	-	-	-	-	-	-	-	-	-	-	-	-
Region IV-A	-	-	-	-	-	-	-	-	-	-	-	-	-	-	-	-	-	-	-	-
Region IV-B	-	-	-	-	-	-	-	-	-	-	-	-	-	-	-	-	-	-	-	-
Region V	-	-	-	-	-	-	-	-	-	-	-	-	-	-	-	-	-	-	-	-
Region VI	-	-	-	-	-	-	-	-	-	-	-	-	-	-	-	-	-	-	-	-
Region VII	-	-	-	-	-	-	-	-	-	-	-	-	-	-	-	-	-	-	-	-
Region VIII	-	-	-	-	-	-	-	-	-	-	-	-	-	-	-	-	-	-	-	-
Region IX	-	-	-	-	-	-	-	-	-	-	-	-	-	-	-	-	-	-	-	-
Region X	-	-	-	-	-	-	-	-	-	-	-	-	-	-	-	-	-	-	-	-
Region XI	-	-	-	-	-	-	-	-	-	-	-	-	-	-	-	-	-	-	-	-
Region XII	-	-	-	-	-	-	-	-	-	-	-	-	-	-	-	-	-	-	-	-
Region XIII	-	-	-	-	-	-	-	-	-	-	-	-	-	-	-	-	-	-	-	-
Restitution for loss of government property	-	-	-	-	-	-	-	-	-	-	-	-	-	-	-	-	-	-	-	-
Central Office	-	-	-	-	-	-	-	-	-	-	-	-	-	-	-	-	-	-	-	-
NCR	-	-	-	-	-	-	-	-	-	-	-	-	-	-	-	-	-	-	-	-
CAR	-	-	-	-	-	-	-	-	-	-	-	-	-	-	-	-	-	-	-	-
Region I	-	-	-	-	-	-	-	-	-	-	-	-	-	-	-	-	-	-	-	-
Region II	-	-	-	-	-	-	-	-	-	-	-	-	-	-	-	-	-	-	-	-
Region III	-	-	-	-	-	-	-	-	-	-	-	-	-	-	-	-	-	-	-	-
Region IV-A	-	-	-	-	-	-	-	-	-	-	-	-	-	-	-	-	-	-	-	-
Region IV-B	-	-	-	-	-	-	-	-	-	-	-	-	-	-	-	-	-	-	-	-
Region V	-	-	-	-	-	-	-	-	-	-	-	-	-	-	-	-	-	-	-	-
Region VI	-	-	-	-	-	-	-	-	-	-	-	-	-	-	-	-	-	-	-	-
Region VII	-	-	-	-	-	-	-	-	-	-	-	-	-	-	-	-	-	-	-	-
Region VIII	-	-	-	-	-	-	-	-	-	-	-	-	-	-	-	-	-	-	-	-
Region IX	-	-	-	-	-	-	-	-	-	-	-	-	-	-	-	-	-	-	-	-
Region X	-	-	-	-	-	-	-	-	-	-	-	-	-	-	-	-	-	-	-	-
Region XI	-	-	-	-	-	-	-	-	-	-	-	-	-	-	-	-	-	-	-	-
Region XII	-	-	-	-	-	-	-	-	-	-	-	-	-	-	-	-	-	-	-	-
Region XIII	-	-	-	-	-	-	-	-	-	-	-	-	-	-	-	-	-	-	-	-
Liquidated damages and similar claims	-	-	-	-	-	-	-	-	-	-	-	-	-	-	-	-	-	-	-	-
Central Office	-	-	-	-	-	-	-	-	-	-	-	-	-	-	-	-	-	-	-	-
NCR	-	-	-	-	-	-	-	-	-	-	-	-	-	-	-	-	-	-	-	-
CAR	-	-	-	-	-	-	-	-	-	-	-	-	-	-	-	-	-	-	-	-
Region I	-	-	-	-	-	-	-	-	-	-	-	-	-	-	-	-	-	-	-	-
Region II	-	-	-	-	-	-	-	-	-	-	-	-	-	-	-	-	-	-	-	-
Region III	-	-	-	-	-	-	-	-	-	-	-	-								

SUMMARY:

Date:



In following-up, pls. cite DMS ref #

2019-BA-0079202

REPUBLIC OF THE PHILIPPINES
DEPARTMENT OF BUDGET AND MANAGEMENT
GENERAL SOLANO STREET, SAN MIGUEL, MANILA

ACKNOWLEDGEMENT RECEIPT

The **DEPARTMENT OF BUDGET AND MANAGEMENT** hereby acknowledges the receipt of your letter/request which has been uploaded to the DBM-Document Management System and routed to the appropriate office/s with the following information:

Sender: DPWH - PERSONAL DELIVERY

Document Title: DPWH-SUBMISSION OF CONSOLIDATED MONTHLY REPORT OF
DISBURSEMENT FOR ALL FUNDS FOR THE MONTH OF JULY 2019

Document Reference No: 2019-BA-0079202

Date and Time Uploaded: Friday, August 16, 2019 9:35:26 AM

Uploaded By: RECEIVING RACHEL ANN ISON

Routed To: BMB-A Christine P. Santos


CC:

Total no of pages received: 1 copy and 1 page

The determination of the completeness of the documentary requirements submitted, if any, is subject to the evaluation of the technical person in charge.

This receipt is system generated and does not require signature.

Received by:



DOCUMENT
MANAGEMENT
SYSTEM

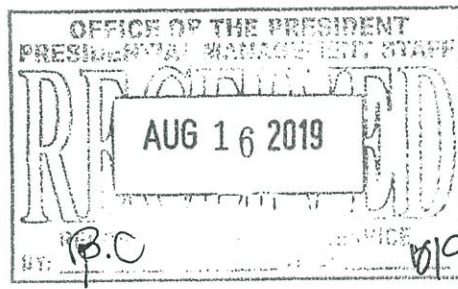


Republic of the Philippines
DEPARTMENT OF PUBLIC WORKS AND HIGHWAYS
CENTRAL OFFICE
Manila

August 09, 2019

SECRETARY WENDEL E. AVISADO

Department of Budget and Management
Boncodin Hall, Gen. Solano St.
San Miguel, Manila



Attention: Director Maria Grace M. Delos Santos

Officer-in-Charge, Budget and Management Bureau A (BMB-A)

Dear Secretary Avisado:

In compliance with the Joint Circular No. 2019-1 dated January 1, 2019, we are submitting the **Consolidated Monthly Report of Disbursements (MRD) – FAR No. 4** for All Funds for the month of July 2019 as per new prescribed format. The said report was also submitted thru the Unified Reporting System (URS).

Please acknowledge receipt hereof.

Very truly yours,


ARDELIZA R. MEDENILLA, MNSA, CESO I
Undersecretary for Support Services

cc: - Presidential Management Staff (Office of the President)
Malacañang, Manila

8.1.2 FKK/JJC/MZP



Republic of the Philippines
DEPARTMENT OF PUBLIC WORKS AND HIGHWAYS
CENTRAL OFFICE
Manila

August 9, 2019

COA-DPW-H-OSBC
F201/PMO-IRROW

Received by: Manilet
Date: 8-15-2019

AUDITOR AVENILDA B. TORRES
Supervising Auditor
Office of the Auditor
Commission on Audit - DPWH

Dear Auditor Torres:

In compliance with Joint Circular No. 2019-1 dated January 1, 2019, we are submitting the **Consolidated Monthly Report of Disbursements (MRD) – FAR No. 4** for All Funds for the month of July 2019 as per new prescribed format. The said report was also submitted thru the Unified Reporting System (URS) of the DBM.

Please acknowledge receipt hereof.

Very truly yours,


ARDELIZA R. MEDENILLA, MNSA, CESO I
Undersecretary for Support Services

8.1.2 FKK/JJC/MZP



Republic of the Philippines
DEPARTMENT OF PUBLIC WORKS AND HIGHWAYS
CENTRAL OFFICE
Manila

August 9, 2019

ASSISTANT COMMISSIONER LOURDES M. CASTILLO

Government Accountancy Sector

Commission on Audit

Commonwealth Avenue, Quezon City

Attention: MR. USMIN P. DIAMEL, DIRECTOR IV

Government Accountancy Office

Dear Assistant Commissioner Castillo:

In compliance with the Joint Circular No. 2019-1 dated January 1, 2019, we are submitting the **Consolidated Monthly Report of Disbursements (MRD) – FAR No. 4** for All Funds for the month of July 2019 as per new prescribed format. The said report was also submitted thru the Unified Reporting System (URS) of the DBM.

Please acknowledge receipt hereof.

Very truly yours,


ARDELIZA R. MEDENILLA, MNSA, CESO I
Undersecretary for Support Services


8.1.2 FKK/JJC/MZP

Romy
8/15/19


YEAR'S ACCOUNTS PAYABLE				SUB-TOTAL	TRUST LIABILITIES				TOTAL					REMARKS
Fin. Exp.	CO	Sub-Total	TOTAL		PS	MOOE	CO	TOTAL	PS	MOOE	Fin. Exp.	CO	TOTAL	
(14)	(15)	(16=12+13+14+15)	(17=11+16)	(18=6+17)	(19)	(20)	(21)	22=19+20+21	(23)	(24)	(25)	(26)	(27=23+24+25+26)	(28)
-	172,694,458.93	185,573,594.65	1,563,494,165.01	2,010,364,854.98	-	-	-	-	101,716,499.96	50,804,537.34	-	1,857,843,817.68	2,010,364,854.98	
-	142,027,489.60	143,961,636.26	285,442,139.40	314,698,480.19	-	-	-	-	19,873,152.94	11,391,325.94	-	283,434,001.31	314,698,480.19	
-	30,666,969.33	41,611,958.39	1,278,052,025.61	1,695,666,374.79	-	-	-	-	81,843,347.02	39,413,211.40	-	1,574,409,816.37	1,695,666,374.79	
-	-	-	-	-	-	-	-	-	-	-	-	-	-	
-	-	-	-	-	-	-	-	-	-	-	-	-	-	
-	-	-	-	-	-	-	-	-	-	-	-	-	-	
-	-	-	-	-	-	-	-	-	-	-	-	-	-	
-	172,694,458.93	185,573,594.65	1,563,494,165.01	2,010,364,854.98	-	-	-	-	101,716,499.96	50,804,537.34	-	1,857,843,817.68	2,010,364,854.98	
-	-	1,391,830.73	78,467,603.39	109,951,108.50	-	-	-	-	11,047,386.25	2,143,006.19	-	96,760,716.06	109,951,108.50	
-	-	-	-	-	-	-	-	-	-	-	-	-	-	
-	-	-	-	-	-	-	-	-	-	-	-	-	-	
-	-	-	-	-	-	-	-	-	-	-	-	-	-	
-	-	-	-	-	-	-	-	-	-	-	-	-	-	
-	-	1,391,830.73	78,467,603.39	109,951,108.50	-	-	-	-	11,047,386.25	2,143,006.19	-	96,760,716.06	109,951,108.50	
-	172,694,458.93	186,965,425.38	1,641,961,768.40	2,120,315,963.48	-	-	-	-	112,763,886.21	52,947,543.53	-	1,954,604,533.74	2,120,315,963.48	

	Previous Report (As of June 2019)	This Month (July 2019)	As of Date
Total Cash Disbursement Program	156,894,695,362.00	15,871,082,000.00	172,765,777,362.00
Less: Actual Cash Disbursements	(7,925,137,125.28)	(2,010,364,854.98)	(9,935,501,980.26)
	148,969,558,236.72	13,860,717,145.02	162,830,275,381.74
Less: Notice of Transfer Allocations (NTA) Is sued (Over)/Under Spending			(162,813,973,528.60)
			16,301,853.14

Approval by:


MARICHU A. PALAFOX, CESO III
Director IV, Finance Service

Approved by:


ARDELIZA R. MEDENILLA, MNSA, CESO I
Undersecretary for Support Services

Date:

CONSOLIDATED MONTHLY REPORT OF DISBURSEMENTS
For the month of July 2019

Department : Department of Public Works and Highways
Agency : National Government
Operating Unit : Central Office
Organization Code (UACS) : 180010100000
Funding Source Code (as clustered) : Fund Cluster 01 (101101/ 101406/ 101407/ 104102)

PARTICULARS	CURRENT YEAR BUDGET					PRIOR YEAR'S ACCOUNTS PAYABLE					PRIOR YEAR'S BUDGET		
						PS	MOOE	Fin. Exp.	CO	Sub-Total	PS	MOOE	
	(1)	(2)	(3)	(4)	(5)	(6=2+3+4+5)	(7)	(8)	(9)	(10)	(11=7+8+9+10)	(12)	(13)
CASH DISBURSEMENTS													
Notice of Cash Allocation (NCA)	101,709,989.37	32,414,962.14	-	312,745,738.46	446,870,689.97	6,510.59	5,510,439.48	-	1,372,403,620.29	1,377,920,570.36	-	12,879,135.72	
MDS Checks Issued	19,866,642.35	9,389,698.44	-	-	29,256,340.79	6,510.59	67,480.84	-	141,406,511.71	141,480,503.14	-	1,934,146.66	
Advice to Debit Account	81,843,347.02	23,025,263.70	-	312,745,738.46	417,614,349.18	-	5,442,958.64	-	1,230,997,108.58	1,236,440,067.22	-	10,944,989.06	
Notice of Transfer Allocations (NTA)					-					-			
MDS Checks Issued					-					-			
Advice to Debit Account					-					-			
Working Fund For FAPs					-					-			
Cash Disbursement Ceiling (CDC)					-					-			
TOTAL CASH DISBURSEMENTS	101,709,989.37	32,414,962.14	-	312,745,738.46	446,870,689.97	6,510.59	5,510,439.48	-	1,372,403,620.29	1,377,920,570.36	-	12,879,135.72	
NON-CASH DISBURSEMENTS													
Tax Remittance Advices Issued (TRA)	11,047,386.25	615,916.97	-	19,820,201.89	31,483,505.11	-	135,258.49	-	76,940,514.17	77,075,772.66	-	1,391,830.73	
Non-Cash Availment Authority (NCAA)					-					-			
Disbursements effected through outright deductions from claims (please specify...)					-					-			
Overpayment of expenses (e.g., personnel benefits)					-					-			
Restitution for loss of government property					-					-			
Liquidated damages and similar claims					-					-			
Others (TEF, BTr Documentary Stamp Tax, etc.)					-					-			
TOTAL NON-CASH DISBURSEMENTS	11,047,386.25	615,916.97	-	19,820,201.89	31,483,505.11	-	135,258.49	-	76,940,514.17	77,075,772.66	-	1,391,830.73	
GRAND TOTAL	112,757,375.62	33,030,879.11	-	332,565,940.35	478,354,195.08	6,510.59	5,645,697.97	-	1,449,344,134.46	1,454,996,343.02	-	14,270,966.45	

SUMMARY:

	Previous Report (As of June 2019)	This Month (July 2019)	As of Date
Total Disbursement Authorities Received	157,173,628,609.91	15,981,033,108.50	173,154,661,718.41
NCA	156,894,695,362.00	15,871,082,000.00	172,765,777,362.00
NTA	-	-	-
Working Fund	-	-	-
TRA	278,933,247.91	109,951,108.50	388,884,356.41
CDC	-	-	-
NCAA	-	-	-
Less: Notice of Transfer Allocations (NTA) Issued (adj)	(148,988,134,109.38)	(13,825,839,419.22)	(162,813,973,528.60)
Total Disbursements Authorities Available	8,185,494,500.53	2,155,193,689.28	10,340,688,189.81
Less:			
Lapsed NCA	(142,122.65)	-	(142,122.65)
Disbursements *	(8,203,990,615.25)	(2,120,315,963.48)	(10,324,306,578.73)
Less: Other Non-Cash Disbursements			
Disbursements effected through outright deductions from claims	-	-	-
Overpayment of expenses (e.g., personnel benefits)	-	-	-
Restitution for loss of government property	-	-	-
Liquidated damages and similar claims	-	-	-
Others (e.g., TEF, BTr Docs Stamp, etc.)	-	-	-
Add/Less: Adjustments (Je.g., cancelled/staled checks)	18,638,237.37	-	18,638,237.37
Balance of Disbursements Authorities as of to date	(0.00)	34,877,725.80	34,877,725.80

Prepared by:

FARHA K. KARIM
Accountant III

Date:

Certified correct by:

MARY ANTOINETTE Z. PUNO
Department Chief Accountant

Date:

Recommending by:

Date:

CONSOLIDATED MONTHLY REPORT OF DI
For the month of July 2019

Department : Department of Public Works and Highways
Agency : National Government
Operating Unit : Central Office
Organization Code (UACS) : 180010100000
Funding Source Code (as clustered) : Fund Cluster 02 (101151/ 101152/ 101163/ 101167/ 101168)

PARTICULARS	CURRENT YEAR BUDGET					PRIOR YEAR'S ACCOUNTS PAYABLE					PRIOR YEAR'S BUDGET		
						PS	MOOE	Fin. Exp.	CO	Sub-Total	PS	MOOE	
	(1)	(2)	(3)	(4)	(5)	(6=2+3+4+5)	(7)	(8)	(9)	(10)	(11=7+8+9+10)	(12)	(13)
CASH DISBURSEMENTS													
Notice of Cash Allocation (NCA)	-	-	-	125,268,109.05	125,268,109.05	-	-	-	375,223,068.99	375,223,068.99	-	-	-
MDS Checks Issued	-	-	-	-	-	-	-	-	22,151,906.37	22,151,906.37	-	-	-
Advice to Debit Account	-	-	-	125,268,109.05	125,268,109.05	-	-	-	353,071,162.62	353,071,162.62	-	-	-
Notice of Transfer Allocations (NTA)	-	-	-	-	-	-	-	-	-	-	-	-	-
MDS Checks Issued	-	-	-	-	-	-	-	-	-	-	-	-	-
Advice to Debit Account	-	-	-	-	-	-	-	-	-	-	-	-	-
Working Fund For FAPs	-	-	-	-	-	-	-	-	-	-	-	-	-
Cash Disbursement Ceiling (CDC)	-	-	-	-	-	-	-	-	-	-	-	-	-
TOTAL CASH DISBURSEMENTS	-	-	-	125,268,109.05	125,268,109.05	-	-	-	375,223,068.99	375,223,068.99	-	-	-
NON-CASH DISBURSEMENTS													
Tax Remittance Advices Issued (TRA)	-	-	-	2,996,006.27	2,996,006.27	-	-	-	68,192,293.20	68,192,293.20	-	-	-
Non-Cash Availment Authority (NCAA)	-	-	-	533,980,383.98	533,980,383.98	-	-	-	525,080,783.96	525,080,783.96	-	-	-
Disbursements effected through outright deductions from claims (please specify...)	-	-	-	-	-	-	-	-	-	-	-	-	-
Overpayment of expenses (e.g., personnel benefits)	-	-	-	-	-	-	-	-	-	-	-	-	-
Restitution for loss of government property	-	-	-	-	-	-	-	-	-	-	-	-	-
Liquidated damages and similar claims	-	-	-	-	-	-	-	-	-	-	-	-	-
Others (TEF, BTr Documentary Stamp Tax, etc.)	-	-	-	-	-	-	-	-	-	-	-	-	-
TOTAL NON-CASH DISBURSEMENTS	-	-	-	536,976,390.25	536,976,390.25	-	-	-	593,273,077.16	593,273,077.16	-	-	-
GRAND TOTAL	-	-	-	662,244,499.30	662,244,499.30	-	-	-	968,496,146.15	968,496,146.15	-	-	-

SUMMARY:

	Previous Report (As of June 2019)	This Month (July 2019)	As of Date
Total Disbursement Authorities Received	6,428,638,710.15	1,752,755,541.93	8,181,394,252.08
NCA	1,719,513,699.00	621,885,000.00	2,341,398,699.00
NTA	-	-	-
Working Fund	71,913,685.18	-	71,913,685.18
TRA	371,510,566.90	71,809,373.99	443,319,940.89
CDC	-	-	-
NCAA	4,265,700,759.07	1,059,061,167.94	5,324,761,927.01
Less: Notice of Transfer Allocations (NTA) Issued	(111,064,446.36)	(40,080,524.53)	(151,144,970.89)
Total Disbursements Authorities Available	6,317,574,263.79	1,712,675,017.40	8,030,249,281.19
Less:			
Lapsed NCA	(16,970,853.15)	-	(16,970,853.15)
Disbursements *	(6,370,168,368.27)	(1,684,143,218.94)	(8,054,311,587.21)
Less: Other Non-Cash Disbursements	-	-	-
Disbursements effected through outright deductions from claims	-	-	-
Overpayment of expenses (e.g., personnel benefits)	-	-	-
Restitution for loss of government property	-	-	-
Liquidated damages and similar claims	-	-	-
Others (e.g., TEF, BTR Docs Stamp, etc.)	-	-	-
Add/Less: Adjustments (e.g., cancelled/staled checks)	96,948,614.90	-	96,948,614.90
Balance of Disbursements Authorities as of to date	27,383,657.27	28,531,798.46	55,915,455.73

Prepared by:

A.M. Latorre
APRIL ROSE S. LATORRE
Accountant II

Date:

8/8/19

Certified correct by:

MARY ANTOINETTE Z. PUNO
MARY ANTOINETTE Z. PUNO
Department Chief Accountant

Date:

Recomm

Date:

DISBURSEMENTS

FAR No. 4

CURRENT YEAR'S ACCOUNTS PAYABLE						TRUST LIABILITIES				TOTAL					REMARKS
Fin. Exp.	CO	Sub-Total	TOTAL	SUB-TOTAL		PS	MOOE	CO	TOTAL	PS	MOOE	Fin. Exp.	CO	TOTAL	
(14)	(15)	(16=12+13+14+15)	(17=11+16)	(18=6+17)		(19)	(20)	(21)	22=19+20+21	(23)	(24)	(25)	(26)	(27=23+24+25+26)	(28)
-	52,781,498.97	52,781,498.97	428,004,567.96	553,272,677.01	-	-	-	-	-	-	-	-	553,272,677.01	553,272,677.01	
-	9,981,123.24	9,981,123.24	32,133,029.61	32,133,029.61	-	-	-	-	-	-	-	-	32,133,029.61	32,133,029.61	
-	42,800,375.73	42,800,375.73	395,871,538.35	521,139,647.40	-	-	-	-	-	-	-	-	521,139,647.40	521,139,647.40	
-	-	-	-	-	-	-	-	-	-	-	-	-	-	-	
-	-	-	-	-	-	-	-	-	-	-	-	-	-	-	
-	-	-	-	-	-	-	-	-	-	-	-	-	-	-	
-	-	-	-	-	-	-	-	-	-	-	-	-	-	-	
-	52,781,498.97	52,781,498.97	428,004,567.96	553,272,677.01	-	-	-	-	-	-	-	-	553,272,677.01	553,272,677.01	
-	621,074.52	621,074.52	68,813,367.72	71,809,373.99	-	-	-	-	-	-	-	-	71,809,373.99	71,809,373.99	
-	-	-	525,080,783.96	1,059,061,167.94	-	-	-	-	-	-	-	-	1,059,061,167.94	1,059,061,167.94	
-	-	-	-	-	-	-	-	-	-	-	-	-	-	-	
-	-	-	-	-	-	-	-	-	-	-	-	-	-	-	
-	-	-	-	-	-	-	-	-	-	-	-	-	-	-	
-	621,074.52	621,074.52	593,894,151.68	1,130,870,541.93	-	-	-	-	-	-	-	-	1,130,870,541.93	1,130,870,541.93	
-	53,402,573.49	53,402,573.49	1,021,898,719.64	1,684,143,218.94	-	-	-	-	-	-	-	-	1,684,143,218.94	1,684,143,218.94	

	Previous Report (As of June 2019)	This Month (July 2019)	As of Date
Total Disbursements Program	6,317,574,263.79	1,712,675,017.40	8,030,249,281.19
Less: Actual Disbursements	(6,273,219,753.37)	(1,684,143,218.94)	(7,957,362,972.31)
	<u>44,354,510.42</u>	<u>28,531,798.46</u>	<u>72,886,308.88</u>

ing approval by:

MARICHU A. PALAFOX, CESO III
Director IV, Finance Service

Approved by:

ARDELIZA R. MEDENILLA, MNSA, CESO I
Undersecretary for Support Services

Date:

CONSOLIDATED MONTHLY REPORT OF DIS
For the month of July 2019

Department : Department of Public Works and Highways
Agency : National Government
Operating Unit : Central Office
Organization Code (UACS) : 180010100000
Funding Source Code (as clustered) : FUND MVUC (F104358, F104359 & 104360)
(e.g. Old Fund Code: 101, 102, 151)

PARTICULARS	CURRENT YEAR BUDGET					PRIOR YEAR'S ACCOUNTS PAYABLE					PRIOR YEAR'S BUDGET	
	PS	MOOE	Fin. Exp.	CO	TOTAL	PS	MOOE	Fin. Exp.	CO	Sub-Total	PS	MOOE
	(2)	(3)	(4)	(5)	(6=2+3+4+5)	(7)	(8)	(9)	(10)	(11=7+8+9+10)	(12)	(13)
CASH DISBURSEMENTS												
Notice of Cash Allocation (NCA)	-	-	-	-	-	-	-	-	66,104,698.76	66,104,698.76	-	-
MDS Checks Issued					-				66,104,698.76	66,104,698.76		
Advice to Debit Account					-					-		
Notice of Transfer Allocations (NTA)	-	-	-	-	-	-	-	-			-	-
MDS Checks Issued					-					-		
Advice to Debit Account					-					-		
Working Fund For FAPs					-					-		
Cash Disbursement Ceiling (CDC)					-					-		
TOTAL CASH DISBURSEMENTS	-	-	-	-	-	-	-	-	66,104,698.76	66,104,698.76	-	-
NON-CASH DISBURSEMENTS												
Tax Remittance Advices Issued (TRA)					-				2,150,183.00	2,150,183.00		
Non-Cash Availment Authority (NCAA)					-					-		
Disbursements effected through outright deductions from claims (please specify...)	-	-	-	-	-	-	-	-			-	-
Overpayment of expenses (e.g., personnel benefits)					-					-		
Restitution for loss of government property					-					-		
Liquidated damages and similar claims					-					-		
Others (TEF, BTr Documentary Stamp Tax, etc.)					-				2,150,183.00	2,150,183.00	-	-
TOTAL NON-CASH DISBURSEMENTS	-	-	-	-	-	-	-	-	2,150,183.00	2,150,183.00	-	-
GRAND TOTAL	-	-	-	-	-	-	-	-	68,254,881.76	68,254,881.76	-	-

SUMMARY:

	Previous Report (June 2019)	This Month (July 2019)	As of Date
Total Disbursement Authorities Received	1,731,312,832.01	365,366,840.00	2,096,679,672.01
NCA	1,708,633,417.00	363,216,657.00	2,071,850,074.00
NTA			-
Working Fund			-
TRA	22,679,415.01	2,150,183.00	24,829,598.01
CDC			-
NCAA			-
Less: Notice of Transfer Allocations (NTA) Issued	(920,953,388.48)	(70,977,030.89)	(991,930,419.37)
Total Disbursements Authorities Available	810,359,443.53	294,389,809.11	1,104,749,252.64
Less:			
Lapsed NCA	(223,344,809.42)	-	(223,344,809.42)
Disbursements *	(587,014,634.11)	(68,254,881.76)	(655,269,515.87)
Less: Other Non-Cash Disbursements	-	-	-
Disbursements effected through outright deductions from claims	-	-	-
Overpayment of expenses (e.g., personnel benefits)	-	-	-
Restitution for loss of government property	-	-	-
Liquidated damages and similar claims	-	-	-
Others (e.g., TEF, BTr Docs Stamp, etc.)	-	-	-
Add/Less: Adjustments (e.g., cancelled/stated checks)			
Balance of Disbursements Authorities as of to date	(0.00)	226,134,927.35	226,134,927.35

Prepared by:

JACQUELINE TOLENTINO

Accountant II

08/08/19

Certified correct by:

MARY ANTOINETTE Z. PUNO
Department Chief Accountant

Date:

Recommended by:

Date:

Date:

CURSEMENTS

FAR No. 4

YEAR'S ACCOUNTS PAYABLE				TOTAL	SUB-TOTAL	TRUST LIABILITIES				TOTAL				REMARKS	
	Fin. Exp.	CO	Sub-Total			PS	MOOE	CO	TOTAL	PS	MOOE	Fin. Exp.	CO	TOTAL	
	(14)	(15)	(16=12+13+14+15)	(17=11+16)	(18=6+17)	(19)	(20)	(21)	22=19+20+21	(23)	(24)	(25)	(26)	(27=23+24+25+26)	(28)
	-	-	-	66,104,698.76	66,104,698.76	-	-	-	-	-	-	-	66,104,698.76	66,104,698.76	
			-	66,104,698.76	66,104,698.76				-	-	-	-	66,104,698.76	66,104,698.76	
			-	-	-				-	-	-	-	-	-	
	-	-	-	-	-	-	-	-	-	-	-	-	-	-	
			-	-	-				-	-	-	-	-	-	
			-	-	-				-	-	-	-	-	-	
			-	-	-				-	-	-	-	-	-	
			-	-	-				-	-	-	-	-	-	
	-	-	-	66,104,698.76	66,104,698.76	-	-	-	-	-	-	-	66,104,698.76	66,104,698.76	
			-	2,150,183.00	2,150,183.00				-	-	-	-	2,150,183.00	2,150,183.00	
			-	-	-				-	-	-	-	-	-	
			-	-	-				-	-	-	-	-	-	
	-	-	-	-	-	-	-	-	-	-	-	-	-	-	
			-	-	-				-	-	-	-	-	-	
			-	-	-				-	-	-	-	-	-	
			-	-	-				-	-	-	-	-	-	
			-	-	-				-	-	-	-	-	-	
	-	-	-	2,150,183.00	2,150,183.00	-	-	-	-	-	-	-	2,150,183.00	2,150,183.00	
			-	68,254,881.76	68,254,881.76	-	-	-	-	-	-	-	68,254,881.76	68,254,881.76	
			-												

	Previous Report (June 2019)	This Month (July 2019)	As of Date
Total Cash Disbursement Program	810,359,443.53	294,389,809.11	1,104,749,252.64
Less: Actual Disbursements	(587,014,634.11)	(68,254,881.76)	(655,269,515.87)
	<u>223,344,809.42</u>	<u>226,134,927.35</u>	<u>449,479,736.77</u>

approval by:



MARICHU A. PALAFOX, CESO III
Director IV, Finance Service

Approved by:



ARDELIZA R. MEDENILLA, MNSA, CESO I
Undersecretary for Support Services

Date:

CONSOLIDATED MONTHLY REPORT
For the month of July

Department : Department of Public Works and Highways
Agency : National Government
Operating Unit : Central Office
Organization Code (UACS) : 180010100000
Funding Source Code (as clustered) : 308601 - Trust Fund

PARTICULARS	CURRENT YEAR BUDGET					PRIOR YEAR'S ACCOUNTS PAYABLE					PRIOR YEAR'S BUDGET	
	PS	MOOE	Fin. Exp.	CO	TOTAL	PS	MOOE	Fin. Exp.	CO	Sub-Total	PS	MOOE
(1)	(2)	(3)	(4)	(5)	(6=2+3+4+5)	(7)	(8)	(9)	(10)	(11=7+8+9+10)	(12)	(13)
CASH DISBURSEMENTS												
Notice of Cash Allocation (NCA)	-	-	-	-	-	-	-	-	-	-	-	-
MDS Checks Issued												
Advice to Debit Account												
Notice of Transfer Allocations (NTA)	-	-	-	-	-	-	-	-	-	-	-	-
MDS Checks Issued												
Advice to Debit Account												
Working Fund For FAPs												
Cash Disbursement Ceiling (CDC)												
TOTAL CASH DISBURSEMENTS	-	-	-	-	-	-	-	-	-	-	-	-
NON-CASH DISBURSEMENTS												
Tax Remittance Advices Issued (TRA)												
Non-Cash Availment Authority (NCAA)												
Disbursements effected through outright deductions from claims (please specify...)	-	-	-	-	-	-	-	-	-	-	-	-
Overpayment of expenses (e.g., personnel benefits)												
Restitution for loss of government property												
Liquidated damages and similar claims												
Others (TEF, BTr Documentary Stamp Tax, etc.)												
TOTAL NON-CASH DISBURSEMENTS	-	-	-	-	-	-	-	-	-	-	-	-
GRAND TOTAL	-	-	-	-	-	-	-	-	-	-	-	-

SUMMARY:

	Previous Report (June 2019)	This Month (July 2019)	As of Date
Total Disbursement Authorities Received	2,280,000,000.00	1,000,000,000.00	3,280,000,000.00
NCA	2,280,000,000.00	1,000,000,000.00	3,280,000,000.00
NTA			-
Working Fund			-
TRA			-
CDC			-
NCAA			-
Less: Notice of Transfer Allocations (NTA) Issued	(2,191,477,831.65)	(104,531,985.83)	(2,296,009,817.48)
Total Disbursements Authorities Available	88,522,168.35	895,468,014.17	983,990,182.52
Less:			
Lapsed NCA			-
Disbursements *	(76,763,187.62)	(900,011,742.90)	(976,774,930.52)
Less: Other Non-Cash Disbursements			-
Disbursements effected through outright deductions from claims			-
Overpayment of expenses (e.g., personnel benefits)			-
Restitution for loss of government property			-
Liquidated damages and similar claims			-
Others (e.g., TEF, BTr Docs Stamp, etc.)			-
Add/Less: Adjustments (e.g., cancelled/staled checks)			-
Balance of Disbursements Authorities as of to date	11,758,980.73	(4,543,728.73)	7,215,252.00

Prepared by:

JACQUELINE TOLENTINO

Accountant II

Date:

08/08/19

Certified correct by:

MARY ANTOINETTE Z. PUNO

Department Chief Accountant

Date:

Recommending:

Date:

F DISBURSEMENTS
019

FAR No. 4

YEAR'S ACCOUNTS PAYABLE				SUB-TOTAL	TRUST LIABILITIES				TOTAL					REMARKS
Fin. Exp.	CO	Sub-Total	TOTAL		PS	MOOE	CO	TOTAL	PS	MOOE	Fin. Exp.	CO	TOTAL	
(14)	(15)	(16=12+13+14+15)	(17=11+16)	(18=6+17)	(19)	(20)	(21)	(22=19+20+21)	(23)	(24)	(25)	(26)	(27=23+24+25+26)	(28)
-	-	-	-	-	-	-	900,011,742.90	900,011,742.90	-	-	-	900,011,742.90	900,011,742.90	
-	-	-	-	-	-	-	900,011,742.90	900,011,742.90	-	-	-	900,011,742.90	900,011,742.90	
-	-	-	-	-	-	-	-	-	-	-	-	-	-	
-	-	-	-	-	-	-	-	-	-	-	-	-	-	
-	-	-	-	-	-	-	-	-	-	-	-	-	-	
-	-	-	-	-	-	-	-	-	-	-	-	-	-	
-	-	-	-	-	-	-	900,011,742.90	900,011,742.90	-	-	-	900,011,742.90	900,011,742.90	
-	-	-	-	-	-	-	-	-	-	-	-	-	-	
-	-	-	-	-	-	-	-	-	-	-	-	-	-	
-	-	-	-	-	-	-	-	-	-	-	-	-	-	
-	-	-	-	-	-	-	-	-	-	-	-	-	-	
-	-	-	-	-	-	-	-	-	-	-	-	-	-	
-	-	-	-	-	-	-	-	-	-	-	-	-	-	
-	-	-	-	-	-	-	900,011,742.90	900,011,742.90	-	-	-	900,011,742.90	900,011,742.90	
-	-	-	-	-	-	-	-	-	-	-	-	-	-	

	Previous Report (June 2019)	This Month (July 2019)	As of Date
Total Cash Disbursement Program			-
Less: Actual Disbursements	(76,763,187.62)	(900,011,742.90)	(976,774,930.52)
	<u>(76,763,187.62)</u>	<u>(900,011,742.90)</u>	<u>(976,774,930.52)</u>

Approval by:

MARICHU A. PALAFOX, CESO III
Director IV, Finance Service

Approved by:

ARDELIZA R. MEDENILLA, MNSA, CESO I
Undersecretary for Support Services

Date:

Department : Department of Public Works and Highways
 Agency : National Government
 Operating Unit : Nationwide
 Organization Code (UACS) :
 Funding Source Code (as clustered) : ALL FUNDS

PARTICULARS	CURRENT YEAR BUDGET					PRIOR YEAR'S BUDGET											SUB-TOTAL	TOTAL	PS	MOOE	TRUE
	PS	MOOE	Fin. Exp.	CO	TOTAL	PRIOR YEAR'S ACCOUNTS PAYABLE					CURRENT YEAR'S ACCOUNTS PAYABLE										
						PS	MOOE	Fin. Exp.	CO	Sub-Total	PS	MOOE	Fin. Exp.	CO	Sub-Total						
(1)	(2)	(3)	(4)	(5)	(6=2+3+4+5)	(7)	(8)	(9)	(10)	(11=7+8+9+10)	(12)	(13)	(14)	(15)	(16=12+13+14+15)	(17=11+16)	(18=6+17)	(19)	(20)		
CASH DISBURSEMENTS																					
Notice of Cash Allocation	702,203,615.24	774,495,943.24	-	16,279,326,964.68	17,756,026,523.16	515,549.66	291,160,636.78	-	22,504,985,706.35	23,518,556,113.73	-	23,268,552.32	-	707,624,090.67	957,177,719.02	24,475,733,832.75	42,231,760,355.91	1,427,815.17	3,402,623.62		
MDS Checks Issued	172,808,411.36	92,830,073.90	-	541,731,191.67	807,369,676.93	-	-	-	-	721,894,220.94	-	-	-	-	226,285,076.03	948,179,296.97	1,755,548,973.90	718,929.12	3,402,623.62		
Central Office	19,866,642.35	9,389,698.44	-	-	29,256,340.79	6,510.59	67,480.84	-	229,663,116.84	229,737,108.27	-	1,934,146.66	-	152,008,612.84	153,942,759.50	383,679,867.77	412,936,208.56	-	-		
NCR	7,488,931.72	5,430,659.94	-	1,428,913.47	14,348,505.13	-	-	-	642,522.99	642,522.99	-	-	-	1,612,617.09	1,612,617.09	2,255,140.08	16,603,645.21	-	-		
CAR	7,043,867.66	2,214,215.42	-	1,725,478.89	10,983,561.97	263,587.50	-	-	8,716,611.84	8,980,199.34	-	9,311.20	-	120,226.46	129,537.66	9,109,737.00	20,093,298.97	-	-		
Region I	5,827,347.18	3,384,362.42	-	8,001,491.99	17,213,201.59	-	-	-	1,380,174.68	1,380,174.68	-	158,115.00	-	472,510.61	630,625.61	2,010,800.29	19,224,001.88	-	-		
Region II	1,103,977.35	387,866.45	-	283,005.56	1,774,849.36	-	-	-	248,228.35	248,228.35	-	6,000.00	-	464,156.74	470,156.74	718,385.09	2,493,234.45	-	-		
Region III	17,148,975.11	1,972,740.74	-	68,609,491.24	87,731,207.09	-	713,237.39	-	32,794,781.82	33,508,019.21	-	50,726.18	-	2,075,901.01	2,126,627.19	35,634,646.40	123,365,853.49	-	-		
Region IV-A	9,106,781.43	4,940,861.46	-	2,442,379.31	16,490,022.20	-	7,850.03	-	2,580,474.30	2,588,324.33	-	-	-	15,291,640.38	15,291,640.38	17,879,964.71	34,369,986.91	439,341.00	3,400,654.38		
Region IV-B	6,838,352.54	3,884,987.10	-	4,042,893.08	14,766,232.72	-	1,969.92	-	12,919,435.18	12,921,405.10	-	-	-	1,302,352.99	1,302,352.99	14,223,758.09	28,989,990.81	-	-		
Region V	11,228,562.19	8,987,314.42	-	6,143,543.65	26,359,420.26	5,163.13	10,668.51	-	42,508,603.71	42,524,435.35	-	15,177.69	-	487,528.19	502,705.88	43,027,141.23	69,386,561.49	-	1,969.24		
Region VI	9,814,928.15	5,301,568.03	-	3,509,006.82	18,625,503.00	-	-	-	13,083,521.99	13,083,521.99	-	482.15	-	4,678,480.04	4,678,962.19	17,762,484.18	36,387,987.18	-	-		
Region VII	21,072,106.35	19,158,341.44	-	58,155,980.42	98,386,428.21	-	773,922.64	-	126,198,069.01	126,971,597.65	-	1,410.91	-	23,692,577.91	23,693,988.82	150,665,980.47	249,052,408.68	-	-		
Region VIII	21,333,151.63	15,838,931.98	-	96,975,213.08	134,147,296.69	-	-	-	7,278,640.88	7,278,640.88	-	158,845.72	-	9,655,325.21	9,814,170.93	17,092,811.81	151,240,108.50	-	-		
Region IX	1,839,187.81	233,748.83	-	3,612,281.26	5,685,217.90	-	160,094.42	-	72,874,593.74	73,034,688.16	-	-	-	593,056.55	593,056.55	73,627,744.71	79,312,962.61	-	-		
Region X	9,995,178.73	3,777,339.26	-	9,919,518.73	23,692,036.72	-	200.00	-	46,472,423.82	46,472,423.82	-	18,175.00	-	4,768,542.58	4,768,542.58	51,241,166.40	74,933,203.12	-	-		
Region XI	8,068,728.94	1,097,552.23	-	3,878,312.78	13,044,593.95	-	23,970.44	-	4,604,901.98	4,628,872.42	-	13,445.03	-	3,150,977.06	3,164,422.09	7,793,294.51	20,837,888.46	279,588.12	-		
Region XII	7,442,700.34	1,683,012.25	-	268,193,640.20	277,319,352.79	-	3,851,311.16	-	106,565,150.19	110,416,461.35	-	785,988.45	-	821,522.43	1,607,510.88	112,023,972.23	389,343,325.02	-	-		
Region XIII	7,588,991.88	5,146,873.49	-	4,810,041.19	17,545,906.56	-	308,555.40	-	7,168,447.65	7,477,003.05	-	603,266.12	-	1,352,132.83	1,955,398.95	9,432,402.00	26,978,308.56	-	-		
Advice to Debit Account	529,395,203.88	681,665,869.34	-	15,737,595,773.01	16,948,656,846.23	515,549.66	291,160,636.78	-	22,504,985,706.35	22,796,661,892.79	-	23,268,552.32	-	707,624,090.67	730,892,642.99	23,527,554,535.78	40,476,211,382.01	708,886.05	-		
Central Office	81,843,347.02	23,025,263.70	-	438,013,847.51	542,882,458.23	-	5,442,958.64	-	1,584,068,271.20	1,589,511,229.84	-	10,944,989.06	-	73,467,354.06	84,412,334.12	1,673,923,563.96	2,216,806,022.19	-	-		
NCR	20,011,007.44	49,544,541.28	-	519,694,717.06	589,250,265.78	-	84,981,596.26	-	413,587,757.06	498,569,353.32	-	493,965.41	-	24,947,433.67	25,441,399.08	524,010,752.40	1,113,261,018.18	-	-		
CAR	27,632,627.21	32,702,849.02	-	392,098,504.04	452,433,980.27	1,311.12	11,744,264.37	-	649,455,633.67	661,201,209.16	-	7,395.57	-	16,817,412.57	16,824,808.14	678,026,017.30	1,130,459,997.57	-	-		
Region I	38,077,629.31	47,707,618.55	-	1,530,548,114.13	1,616,333,361.99	-	6,000,872.93	-	1,207,156,497.44	1,213,157,370.37	-	811,218.59	-	35,277,934.28	36,089,152.87	1,249,246,523.24	2,865,579,885.23	-	-		
Region II	44,354,766.33	70,359,499.75	-	873,016,571.03	987,730,837.11	343,243.72	2,912,167.95	-	1,128,545,191.00	1,131,800,602.67	-	258,354.65	-	21,194,248.28	21,452,602.93	1,153,253,205.60	2,140,984,042.71	-	-		
Region III	29,191,238.22	35,465,432.63	-	2,487,454,335.32	2,552,111,006.17	-	10,673,282.91	-	1,853,647,492.52	1,864,320,775.43	-	213,041.68	-	27,243,619.88	27,456,661.56	1,891,777,436.99	4,443,888,443.16	477,003.75	-		
Region IV-A	36,321,254.63	45,390,521.31	-	1,950,413,693.10	2,032,125,469.04	-	18,688,490.67	-	2,303,413,537.13	2,322,102,027.80	-	1,378,548.72	-	27,372,563.93	28,751,112.65	2,350,853,140.45	4,382,978,609.49	-	-		
Region IV-B	23,880,637.59	45,925,166.16	-	744,138,444.15	813,944,247.90	20,000.00	6,588,198.00	-	1,672,150,669.25	1,678,758,867.25	-	264,404.52	-	15,603,096.49	15,867,501.01	1,694,626,368.26	2,508,570,616.16	-	-		
Region V	35,835,093.50	37,290,584.90	-	1,150,786,420.70	1,223,912,099.10	-	13,395,209.28	-	1,757,621,255.72	1,771,016,465.00	-	2,272,998.80	-	113,296,859.05	115,569,857.85	1,886,586,322.85	3,110,498,421.95	-	-		
Region VI	36,453,556.04	56,582,765.44	-	1,139,818,514.81	1,232,854,836.29	28,654.86	31,771,053.75	-	1,431,575,197.65	1,463,374,906.26	-	1,109,569.90	-	61,835,882.25	62,945,452.15	1,526,320,358.41	2,759,175,194.70	231,882.30	-		
Region VII	19,127,719.75	13,737,635.60	-	380,026,808.76	412,892,164.11	-	20,896,402.84	-	864,122,116.23	885,018,519.07	-	298,124.01	-	29,565,032.99	29,863,157.00	914,881,676.07	1,327,773,840.18	-	-		
Region VIII	17,574,656.68	46,683,118.18	-	728,450,456.03	792,708,230.89	-	14,158,775.73	-	1,384,663,800.59	1,398,822,576.32	-	89,292.17	-	4,133,195.03	4,222,487.20	1,403,045,063.52	2,195,753,294.41	-	-		
Region IX	26,666,595.32	34,275,377.16	-	599,811,777.72	660,753,750.20	26,681.96	11,972,783.81	-	516,029,286.12	528,028,751.89	-	114,737.14	-	12,706,042.41	12,820,779.55	540,849,531.44	1,201,603,281.63	-	-		
Region X	27,916,349.98	45,626,510.21	-	1,767,956,216.55	1,841,499,076.74	30,000.00	10,160,779.75	-	1,681,829,537.64	1,692,020,317.39	-	3,429,635.46	-	38,197,269.84	41,626,905.30	1,733,647,222.69	3,575,146,299.43	-	-		
Region XI	22,459,638.79	34,020,603.37	-	607,631,296.32	664,111,538.48	-	8,935,670.93	-	1,777,603,440.49	1,786,539,111.42	-	130,005.97	-	115,591,661.34	115,721,667.31	1,902,260,778.73	2,566,372,317.21	-	-		
Region XII	21,247,366.93	30,540,033.80	-	223,353,265.07	275,140,665.80	65,658.00	18,475,038.60	-	984,949,366.88	1,003,490,063.48	-	733,956.59	-	24,331,243.18	25,065,199.77	1,028,555,263.25	1,303,695,929.05	-	-		
Region XIII	20,801,719.14	32,788,348.28	-	204,382,790.71	257,972,858.13	-	14,363,090.36	-	1,294,566,655.76	1,308,929,746.12	-	718,314.08	-	66,043,250.42	66,761,564.50	1,375,691,310.62	1,633,664,168.75	-	-		
Notice of Transfer of Allocation	690,579.79	29,614,320.27	-	1,853,833,782.27	1,884,138,682.33	-	111,948,182.37	-	1,956,026,845.72	2,075,142,381.85	-	161,160.05	-	111,165,100.29	118,974,178.73	2,194,116,560.58	4,078,255,242.91	-	-		
MDS Checks Issued	608,195.37	2,140,728.85	-	31,621,691.23	34,370,615.45	-	-	-	-	7,167,353.76	-	-	-	-	14,815,272.15	49,185,887.60	-	-	-		
Central Office	-	-	-	-	-	-	-	-	-	-	-	-	-	-	-	-	-	-	-		
NCR	-	2,061,224.82	-	-	2,061,224.82	-	30,664.96	-	6,847,626.80	6,878,291.76	-	-	-	5,970,963.40	5,970,963.40	12,849,255.16	14,910,479.98	-	-		
CAR	-	-	-	-	-	-	-	-	-	-	-	-	-	-	-	-	-	-	-		
Region I	-	-	-	-	-	-	-	-	-	-	-	-	-	-	-	-	-	-	-		
Region II	-	-	-	-	-	-	-	-	-	-	-	-	-	-	-	-	-	-	-		
Region III	-	40,058.41	-	127,553.32	167,611.73	-	-	-	-	-	-	-	-	38,077.59	38,077.59	38,077.59	205,689.32	-	-		
Region IV-A	-	-	-	-	-	-	-	-	-	-	-	-	-	-	-	-	-	-	-		
Region IV-B	-	-	-	-	-	-	-	-	-	-	-	-	-	-	-	-	-	-	-		
Region V	-	-	-	-	-	-	-	-	-	-	-	-	-	-	-	-	-	-	-		
Region VI	-	-	-	-	-	-	-	-	-	-	-	-	-	-	-	-	-	-	-		
Region VII	-	-	-	31,420,523.00	31,420,523.00	-	-	-	-	-	-	-	-	-	-	-	31,420,523.00	-	-		
Region VIII	-	-	-	-	-	-	-	-	-	-	-	-	-	-	-	-	-	-	-		
Region IX	-	-	-	-	-	-	-	-	-	-	-	-	-	-	-	-	-	-	-		
Region X	-	-																			

Region X	-	-	-	-	-	-	-	-	-	-	-	-	-	-	-	-	-	-	-	-
Region XI	-	-	-	-	-	-	-	-	-	-	-	-	-	-	-	-	-	-	-	-
Region XII	-	-	-	-	-	-	-	-	-	-	-	-	-	-	-	-	-	-	-	-
Region XIII	-	-	-	-	-	-	-	-	-	-	-	-	-	-	-	-	-	-	-	-
TOTAL CASH DISBURSEMENTS	702,894,195.03	804,110,263.51	-	18,133,160,746.95	19,640,165,205.49	515,549.66	403,108,819.15	-	24,461,012,552.07	25,593,698,495.58	-	23,429,712.37	-	818,789,190.96	1,076,151,897.75	26,669,850,393.33	46,310,015,598.82	1,427,815.17	3,402,623.62	1,113,790.
NON-CASH DISBURSEMENTS																				
Tax Remittance Advices Issued (TR)	43,565,192.66	31,185,267.44	-	1,051,450,710.95	1,126,201,171.05	165,391.69	28,879,339.03	-	1,607,122,617.77	1,636,167,348.49	-	1,804,756.02	-	28,596,855.13	30,401,611.15	1,666,568,959.64	2,792,770,130.68	294,033.08	373,953.89	16,401.
Central Office	11,047,386.25	615,916.97	-	22,816,208.16	34,479,511.38	-	135,258.49	-	147,257,937.95	147,393,196.44	-	1,391,830.73	-	621,074.52	2,012,905.25	149,406,101.69	183,885,613.07	-	-	-
NCR	1,761,528.97	2,821,106.29	-	50,689,127.65	55,271,762.91	-	12,255,522.07	-	101,971,541.18	114,227,063.25	-	962.10	-	1,960,156.20	1,961,118.30	116,188,181.55	171,459,944.46	-	-	626.
CAR	1,965,715.28	589,597.53	-	8,088,678.91	10,643,991.72	-	1,766,136.76	-	55,179,915.16	56,946,051.92	-	435.10	-	600,031.99	600,467.09	57,546,519.01	68,190,510.73	-	-	-
Region I	1,936,488.57	2,218,339.13	-	106,347,089.00	110,501,916.70	-	113,544.40	-	69,572,871.37	69,686,415.77	-	595.00	-	2,423,741.24	2,424,336.24	72,110,752.01	136,584,458.10	-	-	-
Region II	2,056,697.18	3,249,520.83	-	59,726,507.26	65,032,725.27	160,486.22	154,740.14	-	70,413,955.74	70,729,182.10	-	4,587.03	-	817,963.70	822,550.73	143,238,206.29	355,293,265.59	-	-	668.
Region III	2,668,303.25	2,233,893.69	-	207,152,862.36	212,055,059.30	-	1,220,332.94	-	140,017,124.97	141,237,457.91	-	5,690.58	-	1,995,057.80	2,000,748.38	144,641,721.97	250,963,272.05	45,974.25	373,953.89	3,473.
Region IV-A	2,272,142.22	2,272,607.72	-	101,776,800.14	106,321,550.08	-	1,324,121.53	-	142,118,106.92	143,442,228.45	-	65,692.67	-	1,133,800.85	1,199,493.52	144,641,721.97	250,963,272.05	-	-	-
Region IV-B	1,687,072.60	2,354,475.31	-	45,216,240.10	49,257,788.01	-	751,044.65	-	78,792,020.49	79,543,065.14	-	13,761.74	-	464,287.78	478,049.52	80,021,114.66	129,278,902.67	-	-	-
Region V	2,387,804.32	1,385,920.37	-	52,423,204.87	56,196,929.56	-	428,571.13	-	141,470,369.73	141,898,940.86	-	51,062.81	-	7,616,006.68	7,667,069.49	149,566,010.35	205,762,939.91	-	-	886.
Region VI	2,116,124.99	2,204,987.70	-	65,337,684.86	69,658,797.55	4,905.47	1,106,099.72	-	91,351,427.42	92,462,432.61	-	60,160.08	-	3,136,182.33	3,196,342.41	95,658,775.02	165,317,572.57	52,953.20	-	691.
Region VII	2,193,260.20	974,221.72	-	26,544,789.36	29,712,271.28	-	1,429,798.25	-	58,715,712.36	60,145,510.61	-	831.26	-	1,830,835.09	1,831,666.35	61,977,176.96	91,689,448.24	-	-	-
Region VIII	2,274,551.13	2,458,673.88	-	59,771,773.85	64,504,998.86	-	439,680.89	-	79,600,531.20	80,040,212.09	-	1,993.18	-	274,519.13	276,512.31	80,316,724.40	144,821,723.26	-	-	436.
Region IX	1,667,705.79	1,791,234.79	-	34,326,154.52	37,785,095.10	-	976,639.14	-	38,858,380.12	39,835,019.26	-	5,705.78	-	203,477.87	209,183.65	40,044,202.91	77,829,298.00	-	-	-
Region X	1,753,719.18	1,941,831.64	-	111,415,611.16	115,111,161.98	-	228,720.46	-	95,808,622.70	96,037,343.16	-	103,194.73	-	1,457,061.28	1,560,256.01	97,597,599.17	212,708,761.15	-	-	-
Region XI	1,908,582.91	2,150,115.65	-	77,721,990.29	81,780,688.85	-	486,199.88	-	142,084,698.13	142,570,898.01	-	126.62	-	2,235,736.37	2,235,862.99	144,806,761.00	226,587,449.85	70,719.38	-	4,880.
Region XII	2,252,359.39	1,085,308.21	-	13,678,396.98	17,016,064.58	-	5,531,762.65	-	61,596,421.32	67,128,183.97	-	8,217.86	-	1,019,676.59	1,027,894.45	68,156,078.42	85,172,143.00	-	-	772.
Region XIII	1,615,750.43	837,516.01	-	8,417,591.48	10,870,857.92	-	531,165.93	-	92,312,981.01	92,844,146.94	-	89,908.75	-	807,245.71	897,154.46	93,741,301.40	104,612,159.32	-	-	3,965.
Non-Cash Availment Authority (NC)	-	-	-	533,980,383.98	533,980,383.98	-	-	-	525,080,783.96	525,080,783.96	-	-	-	-	-	525,080,783.96	1,059,061,167.94	-	-	-
Central Office	-	-	-	533,980,383.98	533,980,383.98	-	-	-	525,080,783.96	525,080,783.96	-	-	-	-	-	525,080,783.96	1,059,061,167.94	-	-	-
NCR	-	-	-	-	-	-	-	-	-	-	-	-	-	-	-	-	-	-	-	-
CAR	-	-	-	-	-	-	-	-	-	-	-	-	-	-	-	-	-	-	-	-
Region I	-	-	-	-	-	-	-	-	-	-	-	-	-	-	-	-	-	-	-	-
Region II	-	-	-	-	-	-	-	-	-	-	-	-	-	-	-	-	-	-	-	-
Region III	-	-	-	-	-	-	-	-	-	-	-	-	-	-	-	-	-	-	-	-
Region IV-A	-	-	-	-	-	-	-	-	-	-	-	-	-	-	-	-	-	-	-	-
Region IV-B	-	-	-	-	-	-	-	-	-	-	-	-	-	-	-	-	-	-	-	-
Region V	-	-	-	-	-	-	-	-	-	-	-	-	-	-	-	-	-	-	-	-
Region VI	-	-	-	-	-	-	-	-	-	-	-	-	-	-	-	-	-	-	-	-
Region VII	-	-	-	-	-	-	-	-	-	-	-	-	-	-	-	-	-	-	-	-
Region VIII	-	-	-	-	-	-	-	-	-	-	-	-	-	-	-	-	-	-	-	-
Region IX	-	-	-	-	-	-	-	-	-	-	-	-	-	-	-	-	-	-	-	-
Region X	-	-	-	-	-	-	-	-	-	-	-	-	-	-	-	-	-	-	-	-
Region XI	-	-	-	-	-	-	-	-	-	-	-	-	-	-	-	-	-	-	-	-
Region XII	-	-	-	-	-	-	-	-	-	-	-	-	-	-	-	-	-	-	-	-
Region XIII	-	-	-	-	-	-	-	-	-	-	-	-	-	-	-	-	-	-	-	-
Disbursements effected through outright deductions from claims (please specify...)	-	-	-	-	-	-	-	-	-	-	-	-	-	-	-	-	-	-	-	-
Overpayment of expenses (e.g.,	-	-	-	-	-	-	-	-	-	-	-	-	-	-	-	-	-	-	-	-
Central Office	-	-	-	-	-	-	-	-	-	-	-	-	-	-	-	-	-	-	-	-
NCR	-	-	-	-	-	-	-	-	-	-	-	-	-	-	-	-	-	-	-	-
CAR	-	-	-	-	-	-	-	-	-	-	-	-	-	-	-	-	-	-	-	-
Region I	-	-	-	-	-	-	-	-	-	-	-	-	-	-	-	-	-	-	-	-
Region II	-	-	-	-	-	-	-	-	-	-	-	-	-	-	-	-	-	-	-	-
Region III	-	-	-	-	-	-	-	-	-	-	-	-	-	-	-	-	-	-	-	-
Region IV-A	-	-	-	-	-	-	-	-	-	-	-	-	-	-	-	-	-	-	-	-
Region IV-B	-	-	-	-	-	-	-	-	-	-	-	-	-	-	-	-	-	-	-	-
Region V	-	-	-	-	-	-	-	-	-	-	-	-	-	-	-	-	-	-	-	-
Region VI	-	-	-	-	-	-	-	-	-	-	-	-	-	-	-	-	-	-	-	-
Region VII	-	-	-	-	-	-	-	-	-	-	-	-	-	-	-	-	-	-	-	-
Region VIII	-	-	-	-	-	-	-	-	-	-	-	-	-	-	-	-	-	-	-	-
Region IX	-	-	-	-	-	-	-	-	-	-	-	-	-	-	-	-	-	-	-	-
Region X	-	-	-	-	-	-	-	-	-	-	-	-	-	-	-	-	-	-	-	-
Region XI	-	-	-	-	-	-	-	-	-	-	-	-	-	-	-	-	-	-	-	-
Region XII	-	-	-	-	-	-	-	-	-	-	-	-	-	-	-	-	-	-	-	-
Region XIII	-	-	-	-	-	-	-	-	-	-	-	-	-	-	-	-	-	-	-	-
Restitution for loss of government property	-	-	-	-	-	-	-	-	-	-	-	-	-	-	-	-	-	-	-	-
Central Office	-	-	-	-	-	-	-	-	-	-	-	-	-	-	-	-	-	-	-	-
NCR	-	-	-	-	-	-	-	-	-	-	-	-	-	-	-	-	-	-	-	-
CAR	-	-	-	-	-	-	-	-	-	-	-	-	-	-	-	-	-	-	-	-
Region I	-	-	-	-	-	-	-	-	-	-	-	-	-	-	-	-	-	-	-	-
Region II	-	-	-	-	-	-	-	-	-	-	-	-	-	-	-	-	-	-	-	-
Region III	-	-	-	-	-	-	-	-	-	-	-	-	-							

171,953.89	16,401,923.61	17,069,910.58	44,024,617.43	62,243,316.38	-	3,762,633,275.39	3,868,901,209.20
1776,577.51	1,130,192,539.10	1,135,690,964.86	749,137,438.51	1,305,999,750.85	-	49,242,400,672.94	51,297,537,862.30
-	900,011,742.90	900,011,742.90	112,763,886.21	52,947,543.53	-	4,606,989,324.92	4,772,700,754.66
-	4,953,214.35	4,953,214.35	29,335,810.37	270,846,322.81	-	2,552,644,922.47	2,852,827,055.65
-	80,839.24	80,839.24	36,907,108.77	49,034,204.97	-	1,132,883,332.77	1,218,824,646.51
-	7,200.00	7,200.00	45,841,465.06	60,394,666.02	-	2,961,187,624.74	3,067,423,755.82
-	12,806,473.83	12,806,473.83	48,019,170.80	77,332,736.80	-	2,167,516,301.49	2,292,868,209.09
-	-	601,390.00	49,617,948.76	70,590,313.68	-	6,164,405,981.48	6,284,614,243.92
1774,608.27	28,452,188.73	32,712,112.25	48,185,493.53	77,843,302.38	-	4,574,995,184.79	4,701,023,980.70
-	-	-	32,426,062.73	59,784,007.40	-	2,574,629,439.51	2,666,839,509.64
1,969.24	6,077,155.45	6,079,124.69	49,456,623.14	63,839,477.15	-	3,278,430,947.75	3,391,727,048.04
-	10,691,395.05	10,976,230.55	48,703,005.01	98,136,686.77	-	2,825,017,293.22	2,971,856,985.00
-	344,171.90	344,171.90	42,393,086.30	57,270,688.67	-	1,633,168,021.30	1,732,831,796.27
-	7,849,853.61	7,849,853.61	41,182,359.44	79,829,311.73	-	2,378,653,308.61	2,499,664,979.78
-	-	-	30,200,170.88	49,530,321.07	-	1,279,015,050.29	1,358,745,542.24
-	1,178,579.68	1,178,579.68	39,695,247.89	65,286,386.51	-	3,758,985,208.98	3,863,966,843.38
-	89,651,956.81	90,002,264.31	33,395,453.51	55,252,113.37	-	3,921,421,143.46	4,010,068,710.34
-	21,221,695.62	21,221,695.62	31,008,084.66	62,694,629.57	-	1,705,730,378.46	1,799,433,092.69
-	46,866,071.93	46,866,071.93	30,006,461.45	55,387,038.42	-	1,726,727,208.69	1,812,120,708.56
1776,577.51	1,130,192,539.10	1,135,690,964.86	749,137,438.51	1,305,999,750.85	-	49,242,400,672.94	51,297,537,862.30

This Month	As of Date
(July 2019)	
66,539,610,864.47	308,702,911,842.71
(47,428,636,653.10)	(276,559,781,554.93)
19,110,974,211.37	32,143,130,287.78

Approved by:

Ardeliza R. Medenilla
 ARDELIZA R. MEDENILLA, MNSA, CESO I
 Undersecretary for Support Services

Date:



In following-up, pls. cite DMS ref #

2019-BA-0064763

REPUBLIC OF THE PHILIPPINES
DEPARTMENT OF BUDGET AND MANAGEMENT
GENERAL SOLANO STREET, SAN MIGUEL, MANILA

ACKNOWLEDGEMENT RECEIPT

The **DEPARTMENT OF BUDGET AND MANAGEMENT** hereby acknowledges the receipt of your letter/request which has been uploaded to the DBM-Document Management System and routed to the appropriate office/s with the following information:

Sender: DPWH - PERSONAL DELIVERY

Document Title: DPWH-SUBMISSION OF CONSOLIDATED MONTHLY REPORT OF
DISBURSEMENTS FAR 4 FOR ALL FUNDS FOR THE MONTH OF JUNE 2019

Document Reference No: 2019-BA-0064763

Date and Time Uploaded: Wednesday, July 10, 2019 1:31:24 PM

Uploaded By: Marissa RECEIVING

Routed To: BMB-A Christine P. Santos

CC:

Total no of pages received: 1 copy and 6 pages

The determination of the completeness of the documentary requirements submitted, if any, is subject to the evaluation of the technical person in charge.

This receipt is system generated and does not require signature.

Received by:




DOCUMENT
MANAGEMENT
SYSTEM



Republic of the Philippines
DEPARTMENT OF PUBLIC WORKS AND HIGHWAYS
CENTRAL OFFICE
Manila

July 09, 2019

SECRETARY JANET B. ABUEL
Department of Budget and Management
Boncodin Hall, Gen. Solano St.
San Miguel, Manila



Attention: Director Maria Grace M. Delos Santos
Officer-in-Charge, Budget and Management Bureau A (BMB-A)

Dear Secretary Abuel:

In compliance with the Joint Circular No. 2019-1 dated January 1, 2019, we are submitting the **Consolidated Monthly Report of Disbursements (MRD) – FAR No. 4** for All Funds for the month of June 2019 as per new prescribed format. The said report was also submitted thru the Unified Reporting System (URS).

Please acknowledge receipt hereof.

Very truly yours,

ARDELIZA R. MEDENILLA, MNSA, CESO I
Undersecretary for Support Services

cc: - Presidential Management Staff (Office of the President)
Malacañang, Manila

8.1.2 FKK/UJC/MZP



Republic of the Philippines
DEPARTMENT OF PUBLIC WORKS AND HIGHWAYS
CENTRAL OFFICE
Manila

July 09, 2019

SECRETARY JANET B. ABUEL
Department of Budget and Management
Boncodin Hall, Gen. Solano St.
San Miguel, Manila

Attention: Director Maria Grace M. Delos Santos
Officer-in-Charge, Budget and Management Bureau A (BMB-A)

Dear Secretary Abuel:

In compliance with the Joint Circular No. 2019-1 dated January 1, 2019, we are submitting the **Consolidated Monthly Report of Disbursements (MRD) – FAR No. 4** for All Funds for the month of June 2019 as per new prescribed format. The said report was also submitted thru the Unified Reporting System (URS).

Please acknowledge receipt hereof.

Very truly yours,


ARDELIZA R. MEDENILLA, MNSA, CESO I
Undersecretary for Support Services

cc: - Presidential Management Staff (Office of the President)
Malacañang, Manila

8.1.2 FKK/JJC/MZP



Republic of the Philippines
DEPARTMENT OF PUBLIC WORKS AND HIGHWAYS
CENTRAL OFFICE
Manila

July 9, 2019

F101/PMO-IRROW

Received by: Manila

Date: 7-10-19

AUDITOR AVENILDA B. TORRES

Supervising Auditor
Office of the Auditor
Commission on Audit - DPWH

Dear Auditor Torres:

In compliance with Joint Circular No. 2019-1 dated January 1, 2019, we are submitting the **Consolidated Monthly Report of Disbursements (MRD) – FAR No. 4** for All Funds for the month of June 2019 as per new prescribed format. The said report was also submitted thru the Unified Reporting System (URS) of the DBM.

Please acknowledge receipt hereof.

Very truly yours,


ARDELIZA R. MEDENILLA, MNSA, CESO I
Undersecretary for Support Services

8.1.2 FKK/JJC/MZP



Republic of the Philippines
DEPARTMENT OF PUBLIC WORKS AND HIGHWAYS
CENTRAL OFFICE
Manila

July 9, 2019

AUDITOR AVENILDA B. TORRES

Supervising Auditor
Office of the Auditor
Commission on Audit - DPWH

Dear Auditor Torres:

In compliance with Joint Circular No. 2019-1 dated January 1, 2019, we are submitting the **Consolidated Monthly Report of Disbursements (MRD) – FAR No. 4** for All Funds for the month of June 2019 as per new prescribed format. The said report was also submitted thru the Unified Reporting System (URS) of the DBM.

Please acknowledge receipt hereof.

Very truly yours,


ARDELIZA R. MEDENILLA, MNSA, CESO I
Undersecretary for Support Services 

8.1.2 FKK/JJC/MZP 



Republic of the Philippines
DEPARTMENT OF PUBLIC WORKS AND HIGHWAYS
CENTRAL OFFICE
Manila

July 9, 2019

ASSISTANT COMMISSIONER LOURDES M. CASTILLO
Government Accountancy Sector
Commission on Audit
Commonwealth Avenue, Quezon City

Attention: MR. USMIN P. DIAMEL, DIRECTOR IV
Government Accountancy Office

Dear Assistant Commissioner Castillo:

In compliance with the Joint Circular No. 2019-1 dated January 1, 2019, we are submitting the **Consolidated Monthly Report of Disbursements (MRD) – FAR No. 4** for All Funds for the month of June 2019 as per new prescribed format. The said report was also submitted thru the Unified Reporting System (URS) of the DBM.

Please acknowledge receipt hereof.

Very truly yours,


ARDELIZA R. MEDENILLA, MNSA, CESO I
Undersecretary for Support Services

8.1.2 FKK/JJC/MZP





Republic of the Philippines
DEPARTMENT OF PUBLIC WORKS AND HIGHWAYS
CENTRAL OFFICE
Manila

July 9, 2019

ASSISTANT COMMISSIONER LOURDES M. CASTILLO
Government Accountancy Sector
Commission on Audit
Commonwealth Avenue, Quezon City

Attention: MR. USMIN P. DIAMEL, DIRECTOR IV
Government Accountancy Office

Dear Assistant Commissioner Castillo:

In compliance with the Joint Circular No. 2019-1 dated January 1, 2019, we are submitting the **Consolidated Monthly Report of Disbursements (MRD) – FAR No. 4** for All Funds for the month of June 2019 as per new prescribed format. The said report was also submitted thru the Unified Reporting System (URS) of the DBM.

Please acknowledge receipt hereof.

Very truly yours,


ARDELIZA R. MEDENILLA, MNSA, CESO I
Undersecretary for Support Services


8.1.2 FKJ/JJC/MZP

CONSOLIDATED MONTHLY REPORT OF DISBURSEMENTS
For the month of June 2019

Department : Department of Public Works and Highways
Agency : National Government
Operating Unit : Central Office
Organization Code (UACS) : 180010100000
Funding Source Code (as clustered) : Fund Cluster 01 (101101/ 101406/ 101407/ 104102)

PARTICULARS	CURRENT YEAR BUDGET					PRIOR YEAR'S ACCOUNTS PAYABLE					PRIOR YEAR'S BUDGET	
	PS	MOOE	Fin. Exp.	CO	TOTAL	PS	MOOE	Fin. Exp.	CO	Sub-Total	PS	MOOE
	(2)	(3)	(4)	(5)	(6=2+3+4+5)	(7)	(8)	(9)	(10)	(11=7+8+9+10)	(12)	(13)
CASH DISBURSEMENTS												
Notice of Cash Allocation (NCA)	68,742,113.26	16,083,362.52	-	104,712,016.80	189,537,492.58	211,993.09	3,826,648.23	-	506,959,521.33	510,998,162.65	-	3,849,100.00
MDS Checks Issued	5,204,602.82	9,391,971.61	-	6,141.52	14,602,715.95	197,941.55	-	-	310,001,239.27	310,199,180.82	-	-
Advice to Debit Account	63,537,510.44	6,691,390.91	-	104,705,875.28	174,934,776.63	14,051.54	3,826,648.23	-	196,958,282.06	200,798,981.83	-	3,849,100.00
Notice of Transfer Allocations (NTA)					-					-		
MDS Checks Issued					-					-		
Advice to Debit Account					-					-		
Working Fund For FAPs					-					-		
Cash Disbursement Ceiling (CDC)					-					-		
TOTAL CASH DISBURSEMENTS	68,742,113.26	16,083,362.52	-	104,712,016.80	189,537,492.58	211,993.09	3,826,648.23	-	506,959,521.33	510,998,162.65	-	3,849,100.00
NON-CASH DISBURSEMENTS												
Tax Remittance Advices Issued (TRA)	10,244,425.08	1,054,376.54		8,182,464.42	19,481,266.04	-	112,711.27	-	4,144,180.70	4,256,891.97	-	4,800.00
Non-Cash Availment Authority (NCAA)					-					-		
Disbursements effected through outright deductions from claims (please specify...)					-					-		
Overpayment of expenses (e.g., personnel benefits)					-					-		
Restitution for loss of government property					-					-		
Liquidated damages and similar claims					-					-		
Others (TEF, BTr Documentary Stamp Tax, etc.)					-					-		
TOTAL NON-CASH DISBURSEMENTS	10,244,425.08	1,054,376.54	-	8,182,464.42	19,481,266.04	-	112,711.27	-	4,144,180.70	4,256,891.97	-	4,800.00
GRAND TOTAL	78,986,538.34	17,137,739.06	-	112,894,481.22	209,018,758.62	211,993.09	3,939,359.50	-	511,103,702.03	515,255,054.62	-	3,853,900.00

SUMMARY:

	Previous Report (As of May 2019)	This Month (June 2019)	As of Date
Total Disbursement Authorities Received	150,515,217,934.81	6,658,410,675.10	157,173,628,609.91
NCA	150,271,460,362.00	6,623,235,000.00	156,894,695,362.00
NTA	-	-	-
Working Fund	-	-	-
TRA	243,757,572.81	35,175,675.10	278,933,247.91
CDC	-	-	-
NCAA	-	-	-
Less: Notice of Transfer Allocations (NTA) Issued (adj)	(135,315,192,086.92)	(13,672,942,022.46)	(148,988,134,109.38)
Total Disbursements Authorities Available	15,200,025,847.89	(7,014,531,347.36)	8,185,494,500.53
Less:			
Lapsed NCA	(133,971.05)	(8,151.60)	(142,122.65)
Disbursements *	(7,355,580,825.03)	(848,409,790.22)	(8,203,990,615.25)
Less: Other Non-Cash Disbursements			
Disbursements effected through outright deductions from claims	-	-	-
Overpayment of expenses (e.g., personnel benefits)	-	-	-
Restitution for loss of government property	-	-	-
Liquidated damages and similar claims	-	-	-
Others (e.g., TEF, BTr Docs Stamp, etc.)	-	-	-
Add/Less: Adjustments (e.g., cancelled/staled checks)	18,638,237.37	-	18,638,237.37
Balance of Disbursements Authorities as of to date	7,862,949,289.18	(7,862,949,289.18)	(0.00)

Prepared by:

FARHAT K. KARIM
Accountant III

Date:

Certified correct by:

MARY ANTOINETTE Z. PUNO
Department Chief Accountant

Date:

Recommended by:

Date:

CURRENT YEAR'S ACCOUNTS PAYABLE					SUB-TOTAL	TRUST LIABILITIES				TOTAL					REMARKS
			TOTAL												
Fin. Exp.	CO	Sub-Total		PS		MOOE	CO	TOTAL	PS	MOOE	Fin. Exp.	CO	TOTAL		
	(14)	(15)	(16=12+13+14+15)	(17=11+16)	(18=6+17)	(19)	(20)	(21)	22=19+20+21	(23)	(24)	(25)	(26)	(27=23+24+25+26)	(28)
69	-	108,849,356.20	112,698,459.89	623,696,622.54	813,234,115.12	-	-	-	-	68,954,106.35	23,759,114.44	-	720,520,894.33	813,234,115.12	
	-	85,186,416.68	85,186,416.68	395,385,597.50	409,988,313.45	-	-	-	-	5,402,544.37	9,391,971.61	-	395,193,797.47	409,988,313.45	
69	-	23,662,939.52	27,512,043.21	228,311,025.04	403,245,801.67	-	-	-	-	63,551,561.98	14,367,142.83	-	325,327,096.86	403,245,801.67	
						-	-	-	-			-			
						-	-	-	-			-			
						-	-	-	-			-			
						-	-	-	-			-			
						-	-	-	-			-			
69	-	108,849,356.20	112,698,459.89	623,696,622.54	813,234,115.12	-	-	-	-	68,954,106.35	23,759,114.44	-	720,520,894.33	813,234,115.12	
00	-	11,432,642.09	11,437,517.09	15,694,409.06	35,175,675.10	-	-	-	-	10,244,425.08	1,171,962.81	-	23,759,287.21	35,175,675.10	
						-	-	-	-			-			
						-	-	-	-			-			
						-	-	-	-			-			
						-	-	-	-			-			
00	-	11,432,642.09	11,437,517.09	15,694,409.06	35,175,675.10	-	-	-	-	10,244,425.08	1,171,962.81	-	23,759,287.21	35,175,675.10	
69	-	120,281,998.29	124,135,976.98	639,391,031.60	848,409,790.22	-	-	-	-	79,198,531.43	24,931,077.25	-	744,280,181.54	848,409,790.22	

Total Cash Disbursement Program
Less: Actual Cash Disbursements

Previous Report
(As of May 2019)
150,271,460,362.00
(7,111,903,010.16)

This Month
(June 2019)
6,623,235,000.00
(813,234,115.12)

As of Date
156,894,695,362.00
(7,925,137,125.28)

Less: Notice of Transfer Allocations (NTA) Issued
(Over)/Under Spending

143,159,557,351.84 5,810,000,884.88

148,969,558,236.72
(148,988,134,109.38)
(18,575,872.66)

approval by:

MARICHU A. PALAFOX, CESO III
Director IV, Finance Service

Approved by:

ARDELIZA R. MEDENILLA, MNSA, CESO I
Undersecretary for Support Services

Date:

CONSOLIDATED MONTHLY REPORT OF DIS
For the month of June 2019


Department : **Department of Public Works and Highways**
Agency : **National Government**
Operating Unit : **Central Office**
Organization Code (UACS) : **180010100000**
Funding Source Code (as clustered) : **Fund Cluster 02 (101151/ 101152/ 101163/ 101167/ 101168)**

PARTICULARS	CURRENT YEAR BUDGET					PRIOR YEAR'S ACCOUNTS PAYABLE					PRIOR YEAR'S BUDGET	
	PS	MOOE	Fin. Exp.	CO	TOTAL	PS	MOOE	Fin. Exp.	CO	Sub-Total	PS	MOOE
(1)	(2)	(3)	(4)	(5)	(6=2+3+4+5)	(7)	(8)	(9)	(10)	(11=7+8+9+10)	(12)	(13)
CASH DISBURSEMENTS												
Notice of Cash Allocation (NCA)	-	-	-	4,466,375.91	4,466,375.91	-	-	-	118,466,104.08	118,466,104.08	-	-
MDS Checks Issued	-	-	-	448,614.90	448,614.90	-	-	-	2,320,945.49	2,320,945.49	-	-
Advice to Debit Account	-	-	-	4,017,761.01	4,017,761.01	-	-	-	116,145,158.59	116,145,158.59	-	-
Notice of Transfer Allocations (NTA)	-	-	-	-	-	-	-	-	-	-	-	-
MDS Checks Issued	-	-	-	-	-	-	-	-	-	-	-	-
Advice to Debit Account	-	-	-	-	-	-	-	-	34,929,324.17	34,929,324.17	-	-
Working Fund For FAPs	-	-	-	-	-	-	-	-	-	-	-	-
Cash Disbursement Ceiling (CDC)	-	-	-	-	-	-	-	-	-	-	-	-
TOTAL CASH DISBURSEMENTS	-	-	-	4,466,375.91	4,466,375.91	-	-	-	153,395,428.25	153,395,428.25	-	-
NON-CASH DISBURSEMENTS												
Tax Remittance Advices Issued (TRA)	-	-	-	52,346,170.61	52,346,170.61	-	-	-	46,788,198.13	46,788,198.13	-	-
Non-Cash Availment Authority (NCAA)	-	-	-	844,759,765.69	844,759,765.69	-	-	-	335,278,342.90	335,278,342.90	-	-
Disbursements effected through outright deductions from claims (please specify...)	-	-	-	-	-	-	-	-	-	-	-	-
Overpayment of expenses (e.g., personnel benefits)	-	-	-	-	-	-	-	-	-	-	-	-
Restitution for loss of government property	-	-	-	-	-	-	-	-	-	-	-	-
Liquidated damages and similar claims	-	-	-	-	-	-	-	-	-	-	-	-
Others (TEF, BTr Documentary Stamp Tax, etc.)	-	-	-	-	-	-	-	-	-	-	-	-
TOTAL NON-CASH DISBURSEMENTS	-	-	-	897,105,936.30	897,105,936.30	-	-	-	382,066,541.03	382,066,541.03	-	-
GRAND TOTAL	-	-	-	901,572,312.21	901,572,312.21	-	-	-	535,461,969.28	535,461,969.28	-	-

SUMMARY:

	Previous Report (As of May 2019)	This Month (June 2019)	As of Date
Total Disbursement Authorities Received	4,878,797,023.19	1,549,841,686.96	6,428,638,710.15
NCA	1,538,575,699.00	180,938,000.00	1,719,513,699.00
NTA	-	-	-
Working Fund	33,070,859.93	38,842,825.25	71,913,685.18
TRA	271,487,813.78	100,022,753.12	371,510,566.90
CDC	-	-	-
NCAA	3,035,662,650.48	1,230,038,108.59	4,265,700,759.07
Less: Notice of Transfer Allocations (NTA) Issued	(68,732,583.06)	(42,331,863.30)	(111,064,446.36)
Total Disbursements Authorities Available	4,810,064,440.13	1,507,509,823.66	6,317,574,263.79
Less:			
Lapsed NCA	(16,473,393.01)	(497,460.14)	(16,970,853.15)
Disbursements *	(4,854,791,457.99)	(1,515,376,910.28)	(6,370,168,368.27)
Less: Other Non-Cash Disbursements	-	-	-
Disbursements effected through outright deductions from claims	-	-	-
Overpayment of expenses (e.g., personnel benefits)	-	-	-
Restitution for loss of government property	-	-	-
Liquidated damages and similar claims	-	-	-
Others (e.g., TEF, BTr Docs Stamp, etc.)	-	-	-
Add/Less: Adjustments (e.g., cancelled/staled checks)	96,948,614.90	-	96,948,614.90
Balance of Disbursements Authorities as of to date	35,748,204.03	(8,364,546.76)	27,383,657.27

Prepared by:


APRIL ROSE S. LATORRE
Accountant II

Certified correct by:


MARY ANTOINETTE Z. PUNO
Department Chief Accountant

Recommend:

Date:

Date:

Date:

T YEAR'S ACCOUNTS PAYABLE				TOTAL	SUB-TOTAL	TRUST LIABILITIES				TOTAL					REMARKS
						PS	MOOE	CO	TOTAL	PS	MOOE	Fin. Exp.	CO	TOTAL	
	Fin. Exp.	CO	Sub-Total			PS	MOOE	CO	TOTAL	PS	MOOE	Fin. Exp.	CO	TOTAL	
	(14)	(15)	(16=12+13+14+15)	(17=11+16)	(18=6+17)	(19)	(20)	(21)	22=19+20+21	(23)	(24)	(25)	(26)	(27=23+24+25+26)	(28)
	-	27,454,244.41	27,454,244.41	145,920,348.49	150,386,724.40	-	-	-	-	-	-	-	150,386,724.40	150,386,724.40	
	-	15,648,785.56	15,648,785.56	17,969,731.05	18,418,345.95	-	-	-	-	-	-	-	18,418,345.95	18,418,345.95	
	-	11,805,458.85	11,805,458.85	127,950,617.44	131,968,378.45	-	-	-	-	-	-	-	131,968,378.45	131,968,378.45	
	-	-	-	-	-	-	-	-	-	-	-	-	-	-	
	-	-	-	-	-	-	-	-	-	-	-	-	-	-	
	-	-	-	34,929,324.17	34,929,324.17	-	-	-	-	-	-	-	34,929,324.17	34,929,324.17	
	-	-	-	-	-	-	-	-	-	-	-	-	-	-	
	-	27,454,244.41	27,454,244.41	180,849,672.66	185,316,048.57	-	-	-	-	-	-	-	185,316,048.57	185,316,048.57	
	-	888,384.38	888,384.38	47,676,582.51	100,022,753.12	-	-	-	-	-	-	-	100,022,753.12	100,022,753.12	
	-	50,000,000.00	50,000,000.00	385,278,342.90	1,230,038,108.59	-	-	-	-	-	-	-	1,230,038,108.59	1,230,038,108.59	
	-	-	-	-	-	-	-	-	-	-	-	-	-	-	
	-	-	-	-	-	-	-	-	-	-	-	-	-	-	
	-	-	-	-	-	-	-	-	-	-	-	-	-	-	
	-	50,888,384.38	50,888,384.38	432,954,925.41	1,330,060,861.71	-	-	-	-	-	-	-	1,330,060,861.71	1,330,060,861.71	
	-	78,342,628.79	78,342,628.79	613,804,598.07	1,515,376,910.28	-	-	-	-	-	-	-	1,515,376,910.28	1,515,376,910.28	

	Previous Report (As of May 2019)	This Month (June 2019)	As of Date
Total Disbursements Program	1,502,913,975.87	177,448,961.95	1,680,362,937.82
Less: Actual Disbursements	(1,450,692,378.83)	(185,316,048.57)	(1,636,008,427.40)
	<u>52,221,597.04</u>	<u>(7,867,086.62)</u>	<u>44,354,510.42</u>

approval by:



MARICHU A. PALAFOX, CESO III
Director IV, Finance Service

Approved by:



ARDELIZA R. MEDENILLA, MNSA, CESO I
Undersecretary for Support Services

Date:

CONSOLIDATED MONTHLY REPORT OF DISBURSEMENTS
For the month of June 2019

Department : Department of Public Works and Highways
Agency : National Government
Operating Unit : Central Office
Organization Code (UACS) : 180010100000
Funding Source Code (as clustered) : FUND MVUC (F104358, F104359 & 104360)
(e.g. Old Fund Code: 101, 102, 151)

PARTICULARS	CURRENT YEAR BUDGET					PRIOR YEAR'S ACCOUNTS PAYABLE					PRIOR YEAR'S BUDGET	
	PS	MOOE	Fin. Exp.	CO	TOTAL	PS	MOOE	Fin. Exp.	CO	Sub-Total	PS	MOOE
(1)	(2)	(3)	(4)	(5)	(6=2+3+4+5)	(7)	(8)	(9)	(10)	(11=7+8+9+10)	(12)	(13)
CASH DISBURSEMENTS												
Notice of Cash Allocation (NCA)	-	-	-	-	-	-	-	-	38,938,434.49	38,938,434.49	-	-
MDS Checks Issued					-				38,938,434.49	38,938,434.49		
Advice to Debit Account					-					-		
Notice of Transfer Allocations (NTA)	-	-	-	-	-	-	-	-		-	-	-
MDS Checks Issued					-					-		
Advice to Debit Account					-					-		
Working Fund For FAPs					-					-		
Cash Disbursement Ceiling (CDC)					-					-		
TOTAL CASH DISBURSEMENTS	-	-	-	-	-	-	-	-	38,938,434.49	38,938,434.49	-	-
NON-CASH DISBURSEMENTS												
Tax Remittance Advices Issued (TRA)					-				1,899,466.70	1,899,466.70		
Non-Cash Availment Authority (NCAA)					-					-		
Disbursements effected through outright deductions from claims (please specify...)	-	-	-	-	-	-	-	-		-	-	-
Overpayment of expenses (e.g., personnel benefits)					-					-		
Restitution for loss of government property					-					-		
Liquidated damages and similar claims					-					-		
Others (TEF, BTr Documentary Stamp Tax, etc.)					-				1,899,466.70	1,899,466.70		
TOTAL NON-CASH DISBURSEMENTS	-	-	-	-	-	-	-	-	1,899,466.70	1,899,466.70	-	-
GRAND TOTAL	-	-	-	-	-	-	-	-	40,837,901.19	40,837,901.19	-	-

SUMMARY:

	Previous Report (May 2019)	This Month (June 2019)	As of Date
Total Disbursement Authorities Received	1,729,413,365.31	1,899,466.70	1,731,312,832.01
NCA	1,708,633,417.00	-	1,708,633,417.00
NTA			-
Working Fund			-
TRA	20,779,948.31	1,899,466.70	22,679,415.01
CDC			-
NCAA			-
Less: Notice of Transfer Allocations (NTA) Issued	(875,812,192.08)	(45,141,196.40)	(920,953,388.48)
Total Disbursements Authorities Available	853,601,173.23	(43,241,729.70)	810,359,443.53
Less:			
Lapsed NCA	(0.90)	(223,344,808.52)	(223,344,809.42)
Disbursements *	(546,176,732.92)	(40,837,901.19)	(587,014,634.11)
Less: Other Non-Cash Disbursements			
Disbursements effected through outright deductions from claims	-	-	-
Overpayment of expenses (e.g., personnel benefits)		-	-
Restitution for loss of government property		-	-
Liquidated damages and similar claims		-	-
Others (e.g., TEF, BTr Docs Stamp, etc.)		-	-
Add/Less: Adjustments (e.g., cancelled/staled checks)			
Balance of Disbursements Authorities as of to date	307,424,439.41	(307,424,439.41)	(0.00)

Prepared by:


JACQUELINE TOLENTINO
Accountant II

Date:

Certified correct by:


MARY ANTOINETTE Z. PUNO
Department Chief Accountant

Date:

Recommended by:

Date:

CURRENT YEAR'S ACCOUNTS PAYABLE				SUB-TOTAL	TRUST LIABILITIES				TOTAL					REMARKS
Fin. Exp.	CO	Sub-Total	TOTAL		PS	MOOE	CO	TOTAL	PS	MOOE	Fin. Exp.	CO	TOTAL	
(14)	(15)	(16=12+13+14+15)	(17=11+16)	(18=6+17)	(19)	(20)	(21)	22=19+20+21	(23)	(24)	(25)	(26)	(27=23+24+25+26)	(28)
-	-	-	38,938,434.49	38,938,434.49	-	-	-	-	-	-	-	38,938,434.49	38,938,434.49	
-	-	-	38,938,434.49	38,938,434.49	-	-	-	-	-	-	-	38,938,434.49	38,938,434.49	
-	-	-	-	-	-	-	-	-	-	-	-	-	-	
-	-	-	-	-	-	-	-	-	-	-	-	-	-	
-	-	-	-	-	-	-	-	-	-	-	-	-	-	
-	-	-	-	-	-	-	-	-	-	-	-	-	-	
-	-	-	38,938,434.49	38,938,434.49	-	-	-	-	-	-	-	38,938,434.49	38,938,434.49	
-	-	-	1,899,466.70	1,899,466.70	-	-	-	-	-	-	-	1,899,466.70	1,899,466.70	
-	-	-	-	-	-	-	-	-	-	-	-	-	-	
-	-	-	-	-	-	-	-	-	-	-	-	-	-	
-	-	-	-	-	-	-	-	-	-	-	-	-	-	
-	-	-	-	-	-	-	-	-	-	-	-	-	-	
-	-	-	1,899,466.70	1,899,466.70	-	-	-	-	-	-	-	1,899,466.70	1,899,466.70	
-	-	-	40,837,901.19	40,837,901.19	-	-	-	-	-	-	-	40,837,901.19	40,837,901.19	
-	-	-	-	-	-	-	-	-	-	-	-	-	-	

	Previous Report (May 2019)	This Month (June 2019)	As of Date
Total Cash Disbursement Program	832,821,224.92	(45,141,196.40)	787,680,028.52
Less: Actual Disbursements	(525,396,784.61)	(38,938,434.49)	(564,335,219.10)
	307,424,440.31	(84,079,630.89)	223,344,809.42

approval by:



MARICHU A. PALAFOX, CESO III
Director IV, Finance Service

Approved by:



ARDELIZA R. MEDENILLA, MNSA, CESO I
Undersecretary for Support Services

Date:

CONSOLIDATED MONTHLY REPORT OF DISB
For the month of June 2019

Department : Department of Public Works and Highways
Agency : National Government
Operating Unit : Central Office
Organization Code (UACS) : 180010100000
Funding Source Code (as clustered) : 308601 - Trust Fund

PARTICULARS	CURRENT YEAR BUDGET					PRIOR YEAR'S ACCOUNTS PAYABLE					PRIOR YEAR'S BUDGET	
	PS	MOOE	Fin. Exp.	CO	TOTAL	PS	MOOE	Fin. Exp.	CO	Sub-Total	PS	MOOE
	(2)	(3)	(4)	(5)	(6=2+3+4+5)	(7)	(8)	(9)	(10)	(11=7+8+9+10)	(12)	(13)
(1)	(2)	(3)	(4)	(5)	(6=2+3+4+5)	(7)	(8)	(9)	(10)	(11=7+8+9+10)	(12)	(13)
CASH DISBURSEMENTS												
Notice of Cash Allocation (NCA)	-	-	-	-	-	-	-	-	-	-	-	-
MDS Checks Issued												
Advice to Debit Account												
Notice of Transfer Allocations (NTA)	-	-	-	-	-	-	-	-	-	-	-	-
MDS Checks Issued												
Advice to Debit Account												
Working Fund For FAPs												
Cash Disbursement Ceiling (CDC)												
TOTAL CASH DISBURSEMENTS	-	-	-	-	-	-	-	-	-	-	-	-
NON-CASH DISBURSEMENTS												
Tax Remittance Advices Issued (TRA)												
Non-Cash Availment Authority (NCAA)												
Disbursements effected through outright deductions from claims (please specify...)	-	-	-	-	-	-	-	-	-	-	-	-
Overpayment of expenses (e.g., personnel benefits)												
Restitution for loss of government property												
Liquidated damages and similar claims												
Others (TEF, BTr Documentary Stamp Tax, etc.)												
TOTAL NON-CASH DISBURSEMENTS	-	-	-	-	-	-	-	-	-	-	-	-
GRAND TOTAL	-	-	-	-	-	-	-	-	-	-	-	-

SUMMARY:

	Previous Report (May 2019)	This Month (June 2019)	As of Date
Total Disbursement Authorities Received	2,180,000,000.00	100,000,000.00	2,280,000,000.00
NCA	2,180,000,000.00	100,000,000.00	2,280,000,000.00
NTA			-
Working Fund			-
TRA			-
CDC			-
NCAA			-
Less: Notice of Transfer Allocations (NTA) Issued	(2,031,838,102.94)	(159,639,728.71)	(2,191,477,831.65)
Total Disbursements Authorities Available	148,161,897.06	(59,639,728.71)	88,522,168.35
Less:			
Lapsed NCA			-
Disbursements *	(76,763,187.62)	-	(76,763,187.62)
Less: Other Non-Cash Disbursements			-
Disbursements effected through outright deductions from claims			-
Overpayment of expenses (e.g., personnel benefits)			-
Restitution for loss of government property			-
Liquidated damages and similar claims			-
Others (e.g., TEF, BTr Docs Stamp, etc.)			-
Add/Less: Adjustments (e.g., cancelled/staled checks)			-
Balance of Disbursements Authorities as of date	71,398,709.44	(59,639,728.71)	11,758,980.73

Prepared by:

JACQUELINE TOLENTINO
Accountant II

Date:

Certified correct by:

MARY ANTOINETTE Z. PUNO
Department Chief Accountant

Date:

Recommendin

Date:

	Previous Report (May 2019)	This Month (June 2019)	As of Date
Total Cash Disbursement Program			-
Less: Actual Disbursements	(76,763,187.62)	-	(76,763,187.62)
	<u>(76,763,187.62)</u>	<u>-</u>	<u>(76,763,187.62)</u>

MARICHU A. PALAFOX, CESO III
Director IV, Finance Service

ARDELIZA R. MEDENILLA, MNSA, CESO I
Undersecretary for Support Services

Date:

CONSOLIDATED MONTHLY REPORT OF DISBURSEMENTS
For the month of June 2019

Department	: <u>Department of Public Works and Highways</u>
Agency	: <u>National Government</u>
Operating Unit	: <u>Nationwide</u>
Organization Code (UACS)	:
Funding Source Code (as clustered)	: <u>ALL FUNDS</u>

PARTICULARS	CURRENT YEAR BUDGET					PRIOR YEAR'S ACCOUNTS PAYABLE					PRIOR YEAR'S BUDGET					TOTAL	SUB-TOTAL	TRUST			
	PS	MOOE	Fin. Exp.	CO	TOTAL	PS	MOOE	Fin. Exp.	CO	Sub-Total	PS	MOOE	Fin. Exp.	CO	Sub-Total			TOTAL	SUB-TOTAL	PS	MOOE
																				(19)	(20)
(1)	(2)	(3)	(4)	(5)	(6=2+3+4+5)	(7)	(8)	(9)	(10)	(11=7+8+9+10)	(12)	(13)	(14)	(15)	(16=12+13+14+15)	(17=11+16)	(18=6+17)	(19)	(20)		
CASH DISBURSEMENTS																					
Notice of Cash Allocation	672,246,765.19	523,569,806.01	-	3,750,327,197.85	4,946,143,769.05	423,773.43	147,590,849.43	-	22,597,975,706.14	23,769,149,855.47	(1,686.56)	26,169,815.92	-	854,802,225.41	1,388,393,631.00	25,157,543,486.47	30,103,687,255.52	3,581,287.19	156,523.70		
MDS Checks Issued	170,281,915.95	112,135,112.85	-	88,479,172.42	370,896,201.22	-	-	-	-	1,023,159,526.47	-	-	-	-	507,423,276.23	1,530,582,802.70	1,901,479,003.92	2,737,966.77	156,523.70		
Central Office	5,204,602.82	9,391,971.61	-	454,756.42	15,051,330.85	197,941.55	-	-	351,260,619.25	351,458,560.80	-	-	-	100,835,202.24	100,835,093.89	452,293,763.04	467,345,093.89	-	-		
NCR	10,256,125.01	1,848,625.42	-	373,512.36	12,478,262.79	-	-	-	-	-	-	1,600.00	-	20,400.98	22,000.98	22,000.98	12,500,263.77	-	-		
CAR	6,651,060.85	2,310,425.88	-	1,172,565.02	10,134,051.75	-	-	-	671,133.79	671,133.79	-	13,917.25	-	259,717.73	273,634.98	944,768.77	11,078,820.52	-	-		
Region I	5,397,627.97	2,648,167.75	-	934,727.74	8,980,526.46	-	228,140.21	-	12,851,401.75	13,079,541.96	-	6,687.18	-	1,032,449.15	1,039,136.33	14,118,678.29	23,099,201.75	-	-		
Region II	1,117,055.08	412,429.57	-	192,710.47	1,722,195.12	-	3,931.29	-	1,234,165.98	1,238,097.27	-	-	-	878,539.15	878,539.15	2,116,636.42	3,838,831.54	-	-		
Region III	16,825,738.06	1,086,091.43	-	2,277,325.17	20,189,154.66	-	133,319.85	-	78,653,445.19	78,786,765.04	-	72,996.86	-	2,529,826.67	2,602,823.53	81,389,588.57	101,578,743.23	1,170,526.02	-		
Region IV-A	10,533,877.60	6,712,624.91	-	939,968.59	18,186,471.10	-	188,682.69	-	39,506,087.78	39,694,770.47	-	-	-	3,873,871.36	3,873,871.36	43,568,641.83	61,755,112.93	-	60,032.90		
Region IV-B	8,228,368.47	1,869,478.78	-	36,684.84	10,134,532.09	607.20	-	-	41,315,182.44	41,315,789.64	-	-	-	3,257,051.31	3,257,051.31	44,572,840.95	54,707,373.04	-	-		
Region V	11,100,757.41	5,165,707.17	-	19,567,322.21	35,833,786.79	-	25,843.92	-	137,467,203.14	137,493,047.06	430,523.06	856,896.06	-	3,785,164.25	5,072,583.37	142,565,630.43	178,399,417.22	608,817.55	96,490.83		
Region VI	10,257,606.78	8,413,851.15	-	1,104,985.40	19,776,443.33	-	32,254.28	-	80,021,295.46	80,053,549.74	-	9,368.24	-	4,442,193.54	4,451,561.78	84,505,111.52	104,281,554.85	536,985.20	-		
Region VII	17,274,877.17	30,797,277.57	-	8,781,138.18	56,853,292.92	6,852.14	110,396.08	-	112,834,957.80	112,952,206.02	-	12,662.12	-	356,859,820.41	356,872,532.53	469,824,738.55	526,678,031.47	-	-		
Region VIII	23,123,003.45	22,946,936.69	-	9,832,352.10	55,902,292.24	-	15,162.24	-	9,626,912.71	9,642,074.95	-	236,558.78	-	11,640,875.34	11,877,434.12	21,519,509.07	77,421,801.31	-	-		
Region IX	5,951,161.90	1,700,180.18	-	194,918.54	7,846,260.62	-	567,202.66	-	17,823,882.17	18,391,084.83	-	-	-	814,563.20	814,563.20	19,205,648.03	27,051,908.65	-	-		
Region X	10,043,090.27	2,091,784.32	-	803,937.17	12,938,811.76	315,505.72	-	-	9,024,302.35	9,339,808.07	-	9,731.78	-	941,648.96	951,380.74	10,291,188.81	23,230,000.57	421,638.00	-		
Region XI	11,581,373.10	2,348,369.21	-	4,538,947.90	18,468,690.21	15,210.59	-	-	40,681,585.99	40,696,796.58	-	9,280.00	-	6,181,951.98	6,191,231.98	46,888,028.56	65,356,718.77	-	-		
Region XII	7,992,363.96	1,260,684.29	-	27,766,426.63	37,019,474.88	-	1,308,377.85	-	83,931,173.37	85,239,651.22	-	225,038.85	-	890,650.95	86,355,241.02	123,374,715.90	123,374,715.90	-	-		
Region XIII	8,743,226.05	11,130,506.92	-	9,506,893.68	29,380,626.65	2,000.00	392,406.72	-	2,712,342.31	3,106,749.03	-	76,039.69	-	7,217,999.14	7,294,038.83	10,400,787.86	39,781,414.51	-	-		
Advice to Debit Account	501,964,849.24	411,434,693.16	-	3,661,848,025.43	4,575,247,567.83	423,773.43	147,590,849.43	-	22,597,975,706.14	22,745,990,329.00	(1,686.56)	26,169,815.92	-	854,802,225.41	880,970,354.77	23,626,960,683.77	28,202,208,251.60	843,320.42	-		
Central Office	63,537,510.44	6,691,390.91	-	108,723,636.29	178,952,537.64	14,051.54	3,826,648.23	-	313,103,440.65	316,944,140.42	-	3,849,103.69	-	35,468,398.37	39,317,502.06	356,261,642.48	535,214,180.12	-	-		
NCR	20,884,209.70	12,695,818.74	-	-	33,580,028.44	-	1,318,915.41	-	164,638,555.57	165,957,470.98	-	428,799.29	-	1,418,243.52	1,847,042.81	167,804,513.79	201,384,542.23	-	-		
CAR	28,171,743.85	29,352,975.42	-	107,510,837.56	165,035,556.83	78,089.41	7,631,105.53	-	1,057,148,904.27	1,064,858,099.21	-	17,245.00	-	11,370,530.26	11,387,775.26	1,076,245,874.47	1,241,281,431.30	-	-		
Region I	31,884,663.17	19,634,906.80	-	411,741,274.74	463,260,844.71	-	9,016,349.79	-	1,192,061,732.06	1,201,078,081.85	-	1,695,892.76	-	145,797,387.40	147,493,280.16	1,348,571,362.01	1,811,832,206.72	-	-		
Region II	36,153,927.23	38,580,427.00	-	348,155,003.16	422,889,357.39	186.12	3,220,472.57	-	743,711,062.04	746,931,720.73	(1,686.56)	(486,323.72)	-	14,216,224.71	13,728,214.43	760,659,935.16	1,183,549,292.55	-	-		
Region III	31,048,549.39	24,140,175.37	-	239,978,425.17	295,167,149.93	-	3,186,662.97	-	1,374,394,654.64	1,377,581,317.61	-	1,223,748.69	-	17,621,803.63	18,845,552.32	1,396,426,869.93	1,691,594,019.86	-	-		
Region IV-A	34,342,263.79	41,283,150.16	-	206,875,559.15	282,500,973.10	-	14,770,514.46	-	2,306,010,316.88	2,320,780,831.34	-	3,346,284.60	-	60,175,792.61	63,522,077.21	2,384,302,908.55	2,666,803,881.65	337,786.63	-		
Region IV-B	25,527,126.09	21,009,812.85	-	321,144,164.02	367,681,102.96	-	9,243,728.96	-	1,777,540,131.20	1,786,783,860.16	-	2,306,805.80	-	18,288,304.82	20,595,110.62	1,807,378,970.78	2,175,060,073.74	-	-		
Region V	35,144,045.66	25,046,351.67	-	133,139,801.82	193,330,199.15	6,815.15	10,207,659.04	-	2,149,595,466.77	2,159,809,940.96	-	9,003,251.94	-	174,982,223.31	183,985,475.25	2,343,795,416.21	2,537,125,615.36	-	-		
Region VI	36,117,387.47	48,087,039.87	-	447,852,227.90	532,056,655.24	109,005.37	30,187,353.83	-	2,127,111,598.06	2,157,407,957.26	-	49,367.54	-	55,571,347.66	55,620,715.20	2,213,028,672.46	2,745,085,327.70	-	-		
Region VII	20,092,627.58	17,175,564.34	-	159,616,744.72	196,884,936.64	128.25	10,610,026.85	-	1,078,100,936.15	1,088,710,991.25	-	621,276.08	-	10,158,825.20	10,780,101.28	1,099,491,092.53	1,296,376,029.17	-	-		
Region VIII	17,318,016.38	17,853,626.25	-	453,156,207.82	488,327,850.45	-	2,146,366.62	-	1,103,071,804.94	1,105,218,171.56	-	106,508.97	-	14,554,500.25	14,661,009.22	1,119,879,180.78	1,608,207,031.23	505,533.79	-		
Region IX	28,505,178.07	27,690,158.53	-	155,610,445.79	211,805,782.39	151,562.89	8,281,712.94	-	1,354,565,168.78	1,362,998,444.61	-	389,425.25	-	13,282,888.67	13,672,313.92	1,376,670,758.53	1,588,476,540.92	-	-		
Region X	26,735,553.70	11,492,905.76	-	216,508,615.07	254,737,074.53	44,170.60	3,790,523.28	-	1,534,280,909.95	1,538,115,603.83	-	596,143.13	-	47,871,221.11	48,467,364.24	1,586,582,968.07	1,841,320,042.60	-	-		
Region XI	21,269,167.25	37,967,199.06	-	258,773,690.44	318,010,056.75	-	5,145,574.56	-	1,706,283,232.71	1,711,428,807.27	-	154,001.67	-	148,679,662.43	148,833,664.10	1,860,262,471.37	2,178,272,528.12	-	-		
Region XII	22,776,361.56	23,046,024.84	-	52,138,910.54	97,961,296.94	19,764.10	11,699,227.31	-	1,297,018,815.03	1,308,737,806.44	-	1,352,756.35	-	62,936,517.14	64,289,273.49	1,373,027,079.93	1,470,988,376.87	-	-		
Region XIII	22,456,517.91	9,687,165.59	-	40,922,481.24	73,066,164.74	-	13,308,007.08	-	1,319,339,076.44	1,332,647,083.52	-	1,515,528.88	-	22,408,354.32	23,923,883.20	1,356,570,966.72	1,429,637,131.46	-	-		
Notice of Transfer of Allocation	6,631,185.10	69,938,732.60	-	909,039,450.06	985,609,367.76	-	57,339,289.67	-	2,689,867,188.70	2,747,206,478.37	-	4,187,900.83	-	71,976,431.56	76,164,332.39	2,823,370,810.76	3,808,980,178.52	-	-		
MDS Checks Issued	3,265,816.09	14,908,768.36	-	3,738,954.04	21,913,538.49	-	770,978.85	-	64,424,053.39	65,195,032.24	-	136,961.24	-	7,945,582.50	73,140,614.74	95,054,153.23	95,054,153.23	-	-		
Central Office	-	-	-	-	-	-	-	-	-	-	-	-	-	-	-	-	-	-	-		
NCR	2,267,888.41	11,584,768.11	-	1,175,255.54	15,027,912.06	-	166,903.06	-	1,280,772.18	1,447,675.24	-	136,961.24	-	6,143,269.73	6,280,230.97	7,727,906.21	22,755,818.27	-	-		
CAR	-	-	-	-	-	-	-	-	-	-	-	-	-	-	-	-	-	-	-		
Region I	-	-	-	-	-	-	-	-	-	-	-	-	-	-	-	-	-	-	-		
Region II	-	-	-	-	-	-	-	-	-	-	-	-	-	-	-	-	-	-	-		
Region III	-	-	-	314,669.24	314,669.24	-	-	-	-	-	-	-	-	252,066.56	252,066.56	252,066.56	566,735.80	-	-		
Region IV-A	-	-	-	-	-	-	-	-	-	-	-	-	-	-	-	-	-	-	-		
Region IV-B	-	-	-	-	-	-	-	-	-	-	-	-	-	-	-	-	-	-	-		
Region V	-	-	-	-	-	-	-	-	-	-	-	-	-	-	-	-	-	-	-		
Region VI	-	-	-	-	-	-	-	-	-	-	-	-	-	-	-	-	-	-	-		
Region VII	997,927.68	3,324,000.25	-	2,249,029.26	6,570,957.19	-	604,075.79	-	63,143,281.21	63,747,357.00	-	-	-	1,413,284.97	1,413,284.97	65,160,641.97	71,				

[illegible]

Region IV-B																			
Region V																			
Region VI																			
Region VII																			
Region VIII																			
Region IX																			
Region X																			
Region XI																			
Region XII																			
Region XIII																			
TOTAL NON-CASH DISBURSEMEN	41,950,627.58	17,016,278.62	-	1,187,738,916.10	1,246,705,822.30	-	29,580,014.02	-	2,163,446,864.59	2,193,026,878.61	(111.94)	1,500,236.25	-	98,307,080.17	99,807,204.48	2,292,834,083.09	3,539,539,905.39	652,714.17	-
TOTAL CO/ ROs	720,828,577.87	610,524,817.23	-	5,847,105,564.01	7,178,458,959.11	961,890.63	237,515,870.91	-	28,505,834,775.08	28,744,312,536.62	428,724.56	33,388,729.81	-	1,530,547,713.50	1,564,365,167.87	30,308,677,704.49	37,487,136,663.60	4,234,001.36	156,523.70
Central Office	78,986,538.34	17,137,739.06	-	1,014,466,793.43	1,110,591,070.83	211,993.09	3,939,359.50	-	1,087,403,572.50	1,091,554,925.09	-	3,853,978.69	-	198,624,627.08	202,478,605.77	1,294,033,530.86	2,404,624,601.69	-	-
NCR	38,515,711.15	68,418,178.12	-	270,393,181.47	377,327,070.74	-	35,140,906.59	-	1,807,680,255.69	1,842,821,162.28	-	4,899,300.22	-	71,119,479.23	76,018,779.45	1,918,839,941.73	2,296,167,012.47	-	-
CAR	36,585,403.51	32,293,157.43	-	114,282,239.50	183,160,800.44	78,089.41	8,046,534.27	-	1,114,482,706.30	1,122,607,329.98	-	33,282.73	-	11,824,868.85	11,858,151.58	1,134,465,481.56	1,317,626,282.00	-	-
Region I	39,207,988.95	23,064,996.80	-	441,210,219.48	503,483,205.23	-	9,647,400.43	-	1,269,252,044.25	1,278,899,444.68	-	1,796,799.18	-	155,221,781.57	157,018,580.75	1,435,918,025.43	1,939,401,230.66	-	-
Region II	39,376,152.00	40,372,235.12	-	371,820,471.79	451,568,858.91	186.12	3,426,219.16	-	793,501,916.03	796,928,321.31	(1,798.50)	(483,898.30)	-	15,344,813.49	14,859,116.69	811,787,438.00	1,263,356,296.91	-	-
Region III	51,231,148.60	40,553,198.24	-	936,702,478.56	1,028,486,825.40	-	45,325,557.29	-	2,419,289,769.08	2,464,615,326.37	-	1,402,739.06	-	22,214,056.12	23,616,795.18	2,488,232,121.55	3,516,718,946.95	1,476,338.25	-
Region IV-A	47,217,085.61	49,751,522.36	-	220,789,150.08	317,757,758.05	-	15,948,755.01	-	2,492,986,618.81	2,508,935,373.82	-	3,515,067.20	-	67,077,818.78	70,592,885.98	2,579,528,259.80	2,897,286,017.85	368,198.50	60,032.90
Region IV-B	35,275,251.52	23,619,461.45	-	342,020,623.55	400,915,336.52	607.20	10,390,389.61	-	1,951,545,775.21	1,961,936,772.02	-	2,368,995.98	-	22,004,637.49	24,373,633.47	1,986,310,405.49	2,387,225,742.01	-	-
Region V	48,538,412.32	31,007,565.41	-	161,211,793.98	240,757,771.71	6,815.15	11,430,895.90	-	2,432,047,955.38	2,443,485,666.43	430,523.06	10,480,301.41	-	190,021,052.72	200,931,877.19	2,644,417,543.62	2,885,175,315.33	659,183.19	96,490.80
Region VI	48,522,050.29	58,078,082.86	-	473,757,497.90	580,357,631.05	109,005.37	31,795,074.28	-	2,354,034,053.16	2,385,938,132.81	-	58,769.58	-	62,060,336.69	62,119,106.27	2,448,057,239.08	3,028,414,870.13	654,142.42	-
Region VII	40,696,684.18	52,724,014.50	-	199,764,241.85	293,184,940.53	6,980.39	12,706,752.13	-	1,483,087,852.01	1,495,801,584.53	-	656,741.07	-	369,110,381.03	369,767,122.10	1,865,568,706.63	2,158,753,647.16	-	-
Region VIII	42,585,935.93	41,587,339.71	-	494,112,099.18	578,285,374.82	-	2,270,777.37	-	1,187,190,197.23	1,189,460,974.60	-	346,145.35	-	27,091,843.39	27,437,988.74	1,216,898,963.34	1,795,184,338.16	654,501.00	-
Region IX	36,212,274.17	30,392,862.07	-	165,233,707.44	231,838,843.68	151,562.89	9,356,918.86	-	1,451,133,583.16	1,460,642,064.91	-	418,934.41	-	14,604,368.81	15,023,303.22	1,475,665,368.13	1,707,504,211.81	-	-
Region X	38,643,774.90	13,943,002.52	-	230,749,423.30	283,336,200.72	359,676.32	3,991,869.86	-	1,641,231,368.82	1,645,582,915.00	-	630,492.90	-	51,344,645.16	51,975,138.06	1,697,558,053.06	1,980,894,253.78	421,638.00	-
Region XI	34,622,021.92	41,603,523.18	-	276,014,315.75	352,239,860.85	15,210.59	5,604,901.67	-	2,019,429,610.13	2,025,049,722.39	-	163,281.67	-	156,590,642.10	156,753,923.77	2,181,803,646.16	2,534,043,507.01	-	-
Region XII	31,753,915.48	24,862,284.06	-	83,020,843.91	139,637,043.45	19,764.10	13,871,815.97	-	1,489,895,215.55	1,503,786,795.62	-	1,592,318.33	-	66,268,036.67	67,860,355.00	1,571,647,150.62	1,711,284,194.07	-	-
Region XIII	32,858,229.00	21,115,654.34	-	51,556,482.84	105,530,366.18	2,000.00	14,621,743.01	-	1,511,642,281.77	1,526,266,024.78	-	1,655,480.33	-	30,024,324.32	31,679,804.65	1,557,945,829.43	1,663,476,195.61	-	-
GRAND TOTAL	720,828,577.87	610,524,817.23	-	5,847,105,564.01	7,178,458,959.11	423,773.43	234,510,153.12	-	27,486,219,083.60	28,744,312,536.62	(1,798.50)	31,857,953.00	-	1,025,085,737.14	1,564,365,167.87	30,308,677,704.49	37,487,136,663.60	4,234,001.36	156,523.70

SUMMARY:				Previous Report		This Month	As of Date	Previous Report		This
				(As of May 2019)		(June 2019)		(As of May 2019)		(Jun
Total Disbursement Authorities Received				365,206,434,600.60		35,869,777,739.72	401,076,212,340.32			3
NCA				350,534,872,890.81		32,281,074,059.97	382,815,946,950.78			(3
NTA				-		-	-			
Working Fund				33,070,859.93		38,842,825.25	71,913,685.18			
TRA				11,602,379,584.48		2,319,822,745.91	13,922,202,330.39			
CDC				-		-	-			
NCAA				3,036,111,265.38		1,230,038,108.59	4,266,149,373.97			
Less: Notice of Transfer Allocations (NTA)* Issued				(136,240,417,487.48)		(13,760,415,082.16)	(150,000,832,569.64)			
Fund Transfers - Trust Account				(2,031,838,102.94)		(159,639,728.71)	(2,191,477,831.65)			
Total Disbursements Authorities Available				226,934,179,010.18		21,949,722,928.85	248,883,901,939.03			
Less:										
Lapsed NCA				(136,026,461.38)		(748,042,479.26)	(884,068,940.64)			
Disbursements **				(209,578,220,271.54)		(37,658,196,158.59)	(247,236,416,430.13)			
Less: Other Non-Cash Disbursements				1,398,410.27		-	1,398,410.27			
Disbursements effected through outright deductions from claims				-		-	-			
Overpayment of expenses (e.g. personnel benefits)				-		-	-			
Restitution for loss of government property				-		-	-			
Liquidated damages and similar claims				-		-	-			
Others (TEF, BTr Documentary Stamp Tax, etc.)				1,398,410.27		-	1,398,410.27			
Add/Less: Adjustments (e.g., cancelled/staled checks)				(304,015,101.99)		-	(304,015,101.99)			
Balance of Disbursements Authorities as of to date				16,915,917,175.27		(16,456,515,709.00)	459,401,466.27			

Notes: * The use of NTA is discouraged
** Amounts should tally with the grand total disbursements (column 27).

Prepared by:


FARNA K. KARIM
Accountant III

08/09/19

Certified correct by:


MARY ANTONETTE Z. PUNO
Department Chief Accountant

Recommending approval by:


MARICHU A. PALAFOX, CESO III
Director IV, Finance Service

Date:

Approved by:

Date:

ARDELIZA R. MEDENILLA, MNSA, CESO I
Undersecretary for Support Services



In following-up, pls. cite DMS ref #

2019-BA-0060499

REPUBLIC OF THE PHILIPPINES
DEPARTMENT OF BUDGET AND MANAGEMENT
GENERAL SOLANO STREET, SAN MIGUEL, MANILA

ACKNOWLEDGEMENT RECEIPT

The **DEPARTMENT OF BUDGET AND MANAGEMENT** hereby acknowledges the receipt of your letter/request which has been uploaded to the DBM-Document Management System and routed to the appropriate office/s with the following information:

Sender: DPWH - PERSONAL DELIVERY

Document Title: DPWH-SUBMISSION OF CONSOLIDATED MONTHLY REPORT OF
DISBURSMENTS FAR 4 FOR ALL FUNDS FOR THE MONTH OF MAY 2019

Document Reference No: 2019-BA-0060499

Date and Time
Uploaded: Friday, June 28, 2019 11:02:21 AM

Uploaded By: Marissa RECEIVING

Routed To: BMB-A Christine P. Santos


CC:

Total no of pages
received: 1 copy and 6 pages

The determination of the completeness of the documentary requirements submitted, if any, is subject to the evaluation of the technical person in charge.

This receipt is system generated and does not require signature.

Received by:



DOCUMENT
MANAGEMENT
SYSTEM



Republic of the Philippines
DEPARTMENT OF PUBLIC WORKS AND HIGHWAYS
CENTRAL OFFICE
Manila

June 25, 2019

SECRETARY JANET B. ABUEL

Department of Budget and Management
Boncodin Hall, Gen. Solano St.
San Miguel, Manila

Attention: Director Maria Grace M. Delos Santos

Officer-in-Charge, Budget and Management Bureau A (BMB-A)

Dear Secretary Abuel:

In compliance with the Joint Circular No. 2019-1 dated January 1, 2019, we are submitting the **Consolidated Monthly Report of Disbursements (MRD) – FAR No. 4** for All Funds for the month of May 2019 as per new prescribed format. The said report was also submitted thru the Unified Reporting System (URS).


Please acknowledge receipt hereof.

Very truly yours,


ARDELIZA R. MEDENILLA, MNSA, CESO I
Undersecretary for Support Services

cc: - Presidential Management Staff (Office of the President)
Malacañang, Manila

8.1.2 FKK/JJC/MZP





Republic of the Philippines
DEPARTMENT OF PUBLIC WORKS AND HIGHWAYS
CENTRAL OFFICE
Manila

June 25, 2019

AUDITOR AVENILDA B. TORRES

Supervising Auditor
Office of the Auditor
Commission on Audit - DPWH

COA-DPWH-OSEC
F101/PMO-IRROW

Received by: Romeo
Date: 6-27-19

Dear Auditor Torres:

In compliance with Joint Circular No. 2019-1 dated January 1, 2019, we are submitting the **Consolidated Monthly Report of Disbursements (MRD) – FAR No. 4** for All Funds for the month of May 2019 as per new prescribed format. The said report was also submitted thru the Unified Reporting System (URS) of the DBM.

Please acknowledge receipt hereof.

Very truly yours,


ARDELIZA R. MEDENILLA, MNSA, CESO I
Undersecretary for Support Services

8.1.2 FKK/JJC/MZP



Republic of the Philippines
DEPARTMENT OF PUBLIC WORKS AND HIGHWAYS
CENTRAL OFFICE
Manila

June 25, 2019

ASSISTANT COMMISSIONER LOURDES M. CASTILLO

Government Accountancy Sector
Commission on Audit
Commonwealth Avenue, Quezon City

Jul 2 2019
ph

Attention: MR. USMIN P. DIAMEL, DIRECTOR IV
Government Accountancy Office

Dear Assistant Commissioner Castillo:

In compliance with the Joint Circular No. 2019-1 dated January 1, 2019, we are submitting the **Consolidated Monthly Report of Disbursements (MRD) – FAR No. 4** for All Funds for the month of May 2019 as per new prescribed format. The said report was also submitted thru the Unified Reporting System (URS) of the DBM.

Please acknowledge receipt hereof.

Very truly yours,

Ardenza

ARDELIZA R. MEDENILLA, MNSA, CESO I
Undersecretary for Support Services

8.1.2 FKK/JJC/MZP

CONSOLIDATED MONTHLY REPORT OF DISBURSEMENTS
For the month of May 2019

Department : Department of Public Works and Highways
Agency : National Government
Operating Unit : Central Office
Organization Code (UACS) : 180010100000
Funding Source Code (as clustered) : Fund Cluster 01 (101101/ 101406/ 101407/ 101402)

PARTICULARS	CURRENT YEAR BUDGET					PRIOR YEAR'S ACCOUNTS PAYABLE					PRIOR YEAR'S BUDGET	
	PS	MOOE	Fin. Exp.	CO	TOTAL	PS	MOOE	Fin. Exp.	CO	Sub-Total	PS	MOOE
	(2)	(3)	(4)	(5)	(6=2+3+4+5)	(7)	(8)	(9)	(10)	(11=7+8+9+10)	(12)	(13)
CASH DISBURSEMENTS												
Notice of Cash Allocation (NCA)	200,142,868.01	17,708,426.38	-	-	217,851,294.37	642,105.24	1,268,005.85	-	859,059,194.83	860,967,305.92	146,791.03	6,756,058.73
MDS Checks Issued	38,213,825.68	1,593,340.37	-	-	39,807,166.03	634,271.82	898.02	-	90,262,265.54	96,897,433.38	-	13,737.85
Advice to Debit Account	161,929,042.35	16,115,085.99	-	-	178,044,128.34	7,833.42	1,265,109.83	-	762,796,929.29	764,069,872.54	146,791.03	6,742,320.85
Notice of Transfer Allocations (NTA)												
MDS Checks Issued												
Advice to Debit Account												
Working Fund For FAPs												
Cash Disbursement Ceiling (CDC)												
TOTAL CASH DISBURSEMENTS	200,142,868.01	17,708,426.38	-	-	217,851,294.37	642,105.24	1,268,005.85	-	859,059,194.83	860,967,305.92	146,791.03	6,756,058.73
NON-CASH DISBURSEMENTS												
Tax Remittance Advices Issued (TRA)	15,728,718.46	924,769.98	-	-	16,653,488.44	-	94,001.81	-	32,318,985.44	32,412,987.25	892,170.99	296,938.11
Non-Cash Availment Authority (NCAA)												
Disbursements effected through outright deductions from claims (please specify...)												
Overpayment of expenses (e.g., personnel benefits)												
Restitution for loss of government property												
Liquidated damages and similar claims												
Others (TEF, BTR Documentary Stamp Tax, etc.)												
TOTAL NON-CASH DISBURSEMENTS	15,728,718.46	924,769.98	-	-	16,653,488.44	-	94,001.81	-	32,318,985.44	32,412,987.25	892,170.99	296,938.11
GRAND TOTAL	215,871,586.47	18,633,196.34	-	-	234,504,782.81	642,105.24	1,360,007.66	-	891,378,180.27	893,380,293.17	1,038,962.02	7,052,996.84

SUMMARY:

	Previous Report (As of April 2019)	This Month (May 2019)	As of Date
Total Disbursement Authorities Received	108,677,867,493.20	41,837,350,441.81	150,515,217,934.81
NCA	108,600,151,382.00	41,771,279,000.00	150,271,400,382.00
NTA	-	-	-
Working Fund	-	-	-
TRA	177,688,131.20	66,071,441.81	243,757,572.81
CDC	-	-	-
NCAA	-	-	-
Less: Notice of Transfer Allocations (NTA) issued (adj)	(103,059,881,520.08)	(33,136,610,568.86)	(136,195,492,088.92)
Total Disbursements Authorities Available	5,618,985,973.14	8,700,739,874.75	14,319,725,847.89
Less:			
Lapsed NCA Disbursements *	(133,971.05)	(133,971.05)	(133,971.05)
Less: Other Non-Cash Disbursements	(5,598,945,886.12)	(1,756,714,693.85)	(7,355,660,582.97)
Disbursements effected through outright deductions from claims	-	-	-
Overpayment of expenses (e.g., personnel benefits)	-	-	-
Restitution for loss of government property	-	-	-
Liquidated damages and similar claims	-	-	-
Others (e.g., TEF, BTR Docs Stamp, etc.)	-	-	-
Add/Less: Adjustments (e.g., cancelled/staled checks)	18,838,237.37	-	18,838,237.37
Balance of Disbursements Authorities as of to date	38,544,350.34	6,944,025,180.90	6,982,569,531.24

Prepared by:

FARHA K. KARIM

Accountant III

Date:

Certified correct by:

MARY ANTOINETTE Z. PUNO

Department Chief Accountant

Date:

Recommending:

Date:

FAR'S ACCOUNTS PAYABLE				SUB-TOTAL	TRUST LIABILITIES				TOTAL				REMARKS	
Fin. Exp.	CO	Sub-Total	TOTAL		PS	MOOE	CO	TOTAL	PS	MOOE	Fin. Exp.	CO		TOTAL
(14)	(15)	(16=12+13+14+15)	(17=11+16)		(18=6+17)	(19)	(20)	(21)	22=19+20+21	(23)	(24)	(25)		(26)
-	604,921,802.19	611,824,651.95	1,472,791,957.87	1,690,643,252.24	-	-	-	-	200,931,764.28	25,730,490.94	-	1,463,980,997.02	1,690,643,252.24	
-	360,432,854.03	360,446,591.88	457,344,025.26	497,151,191.29	-	-	-	-	38,848,097.48	1,607,974.24	-	456,695,119.57	497,151,191.29	
-	244,488,948.16	251,378,060.07	1,015,447,932.61	1,183,492,060.95	-	-	-	-	162,083,668.80	24,122,516.70	-	1,007,285,877.45	1,183,492,060.95	
-	-	-	-	-	-	-	-	-	-	-	-	-	-	
-	-	-	-	-	-	-	-	-	-	-	-	-	-	
-	-	-	-	-	-	-	-	-	-	-	-	-	-	
-	-	-	-	-	-	-	-	-	-	-	-	-	-	
-	604,921,802.19	611,824,651.95	1,472,791,957.87	1,690,643,252.24	-	-	-	-	200,931,764.28	25,730,490.94	-	1,463,980,997.02	1,690,643,252.24	
-	15,815,856.81	17,004,965.92	49,417,953.17	66,071,441.61	-	-	-	-	16,620,889.45	1,315,709.91	-	48,134,842.25	66,071,441.61	
-	-	-	-	-	-	-	-	-	-	-	-	-	-	
-	-	-	-	-	-	-	-	-	-	-	-	-	-	
-	-	-	-	-	-	-	-	-	-	-	-	-	-	
-	-	-	-	-	-	-	-	-	-	-	-	-	-	
-	15,815,856.81	17,004,965.92	49,417,953.17	66,071,441.61	-	-	-	-	16,620,889.45	1,315,709.91	-	48,134,842.25	66,071,441.61	
-	620,737,659.00	628,829,617.87	1,522,209,911.04	1,756,714,893.85	-	-	-	-	217,552,653.73	27,046,200.85	-	1,512,115,839.27	1,756,714,893.85	
-	-	-	-	-	-	-	-	-	-	-	-	-	-	

	Previous Report (As of April 2019)	This Month (May 2019)	As of Date
Total Cash Disbursement Program	108,500,181,362.00	41,771,279,089.00	150,271,460,362.00
Less: Actual Cash Disbursements	(5,421,259,757.92)	(1,690,643,252.24)	(7,111,903,010.16)
	103,078,921,604.08	40,080,635,747.76	143,159,557,351.84
Less: Notice of Transfer Allocations (NTA) Issued (Over)/Under Spending			(138,195,492,096.92)
			6,964,065,264.92

Approval by:

MARICHU A. PALAFOX, CESO III
Director IV, Finance Service

Approved by:

ARDELIZA R. MEDENILLA, MNSA, CESO I
Undersecretary for Support Services

Date:

CONSOLIDATED MONTHLY REPORT OF DISBURS
For the month of May 2019

Department : Department of Public Works and Highways
Agency : National Government
Operating Unit : Central Office
Organization Code (UACS) : 180010100000
Funding Source Code (as clustered) : Fund Cluster 02 (101151/ 101152/ 101163/ 101167/ 101168)

PARTICULARS	CURRENT YEAR BUDGET					PRIOR YEAR'S ACCOUNTS PAYABLE					PRIOR YEAR'S BUDGET	
	PS	MOOE	Fin. Exp.	CO	TOTAL	PS	MOOE	Fin. Exp.	CO	Sub-Total	PS	MOOE
	(2)	(3)	(4)	(5)	(6=2+3+4+5)	(7)	(8)	(9)	(10)	(11=7+8+9+10)	(12)	(13)
CASH DISBURSEMENTS												
Notice of Cash Allocation (NCA)	-	-	-	-	-	-	-	-	571,130,681.00	571,130,681.00	-	-
MDS Checks Issued	-	-	-	-	-	-	-	-	62,658,601.80	62,658,601.80	-	-
Advice to Debit Account	-	-	-	-	-	-	-	-	508,472,079.20	508,472,079.20	-	-
Notice of Transfer Allocations (NTA)	-	-	-	-	-	-	-	-	-	-	-	-
MDS Checks Issued	-	-	-	-	-	-	-	-	-	-	-	-
Advice to Debit Account	-	-	-	-	-	-	-	-	-	-	-	-
Working Fund For FAPs	-	-	-	-	-	-	-	-	-	-	-	-
Cash Disbursement Ceiling (CDC)	-	-	-	-	-	-	-	-	-	-	-	-
TOTAL CASH DISBURSEMENTS	-	-	-	-	-	-	-	-	571,130,681.00	571,130,681.00	-	-
NON-CASH DISBURSEMENTS												
Tax Remittance Advices Issued (TRA)	-	-	-	-	-	-	-	-	43,219,027.95	43,219,027.95	-	-
Non-Cash Availment Authority (NCAA)	-	-	-	-	-	-	-	-	423,536,759.07	423,536,759.07	-	-
Disbursements effected through outright deductions from claims (please specify...)	-	-	-	-	-	-	-	-	-	-	-	-
Overpayment of expenses (e.g., personnel benefits)	-	-	-	-	-	-	-	-	-	-	-	-
Restitution for loss of government property	-	-	-	-	-	-	-	-	-	-	-	-
Liquidated damages and similar claims	-	-	-	-	-	-	-	-	-	-	-	-
Others (TEF, BTr Documentary Stamp Tax, etc.)	-	-	-	-	-	-	-	-	466,755,787.02	466,755,787.02	-	-
TOTAL NON-CASH DISBURSEMENTS	-	-	-	-	-	-	-	-	1,037,886,468.02	1,037,886,468.02	-	-
GRAND TOTAL	-	-	-	-	-	-	-	-	1,037,886,468.02	1,037,886,468.02	-	-

SUMMARY:

	Previous Report (As of April 2019)	This Month (May 2019)	As of Date
Total Disbursement Authorities Received	3,827,560,358.80	1,051,685,281.29	4,879,245,638.09
NCA	955,262,699.00	583,313,000.00	1,538,575,699.00
NTA	-	-	-
Working Fund	33,070,859.93	-	33,070,859.93
TRA	226,652,291.56	44,835,522.22	271,487,813.78
CDC	-	-	-
NCAA	2,612,574,506.31	423,536,759.07	3,036,111,265.38
Less: Notice of Transfer Allocations (NTA) Issued	(59,761,404.59)	(8,971,178.47)	(68,732,583.06)
Total Disbursements Authorities Available	3,767,798,952.21	1,042,714,102.82	4,810,513,055.03
Less:			
Lapsed NCA	(16,473,393.01)	-	(16,473,393.01)
Disbursements *	(3,800,519,834.49)	(1,064,271,623.50)	(4,854,791,457.99)
Less: Other Non-Cash Disbursements			
Disbursements effected through outright deductions from claims	-	-	-
Overpayment of expenses (e.g., personnel benefits)	-	-	-
Restitution for loss of government property	-	-	-
Liquidated damages and similar claims	-	-	-
Others (e.g., TEF, BTr Docs Stamp, etc.)	-	-	-
Add/Less: Adjustments (e.g., cancelled/staled checks)	96,500,000.00	-	96,500,000.00
Balance of Disbursements Authorities as of to date	47,305,724.71	(11,557,520.68)	35,748,204.03

Prepared by:


APRIL ROSE S. LATORRE
Accountant II

Certified correct by:


MARY ANTOINETTE Z. PUNO
Department Chief Accountant

Recommending app

Date:

Date:

Date:

R'S ACCOUNTS PAYABLE			TOTAL	SUB-TOTAL	TRUST LIABILITIES				TOTAL					REMARKS
Fin. Exp.	CO	Sub-Total			PS	MOOE	CO	TOTAL	PS	MOOE	Fin. Exp.	CO	TOTAL	
(14)	(15)	(16=12+13+14+15)	(17=11+16)	(18=6+17)	(19)	(20)	(21)	22=19+20+21	(23)	(24)	(25)	(26)	(27=23+24+25+26)	(28)
-	14,768,661.21	14,768,661.21	585,899,342.21	585,899,342.21	-	-	-	-	-	-	-	585,899,342.21	585,899,342.21	
-	13,237,054.71	13,237,054.71	75,895,656.51	75,895,656.51	-	-	-	-	-	-	-	75,895,656.51	75,895,656.51	
-	1,531,606.50	1,531,606.50	510,003,685.70	510,003,685.70	-	-	-	-	-	-	-	510,003,685.70	510,003,685.70	
-	-	-	-	-	-	-	-	-	-	-	-	-	-	
-	-	-	-	-	-	-	-	-	-	-	-	-	-	
-	-	-	-	-	-	-	-	-	-	-	-	-	-	
-	-	-	-	-	-	-	-	-	-	-	-	-	-	
-	14,768,661.21	14,768,661.21	585,899,342.21	585,899,342.21	-	-	-	-	-	-	-	585,899,342.21	585,899,342.21	
-	1,616,494.27	1,616,494.27	44,835,522.22	44,835,522.22	-	-	-	-	-	-	-	44,835,522.22	44,835,522.22	
-	-	-	423,536,759.07	423,536,759.07	-	-	-	-	-	-	-	423,536,759.07	423,536,759.07	
-	-	-	-	-	-	-	-	-	-	-	-	-	-	
-	-	-	-	-	-	-	-	-	-	-	-	-	-	
-	-	-	-	-	-	-	-	-	-	-	-	-	-	
-	-	-	-	-	-	-	-	-	-	-	-	-	-	
-	1,616,494.27	1,616,494.27	468,372,281.29	468,372,281.29	-	-	-	-	-	-	-	468,372,281.29	468,372,281.29	
-	16,385,155.48	16,385,155.48	1,054,271,623.50	1,054,271,623.50	-	-	-	-	-	-	-	1,054,271,623.50	1,054,271,623.50	

Total Disbursements Program
Less: Actual Disbursements

Previous Report
(As of April 2019)

928,572,154.34
(664,793,036.62)

This Month
(May 2019)

574,341,821.53
(585,899,342.21)

As of Date

1,502,913,975.87
(1,450,692,378.83)

63,779,117.72

(11,557,520.68)

52,221,597.04

Approved by:



MARICHU A. PALAFOX, CESO III
Director IV, Finance Service

Approved by:



ARDELIZA R. MEDENILLA, MNSA, CESO I
Undersecretary for Support Services

Date:

CONSOLIDATED MONTHLY REPORT OF DISBURSEMENTS
For the month of May 2019


Department : Department of Public Works and Highways
Agency : National Government
Operating Unit : Central Office
Organization Code (UACS) : 180010100000
Funding Source Code (as clustered) : FUND MVUC (F104358, F104359 & 104360)
(e.g. Old Fund Code: 101, 102, 151)

PARTICULARS	CURRENT YEAR BUDGET					PRIOR YEAR'S ACCOUNTS PAYABLE					PRIOR YEAR'S BUDGET	
	PS	MOOE	Fin. Exp.	CO	TOTAL	PS	MOOE	Fin. Exp.	CO	Sub-Total	PS	MOOE
(1)	(2)	(3)	(4)	(5)	(6=2+3+4+5)	(7)	(8)	(9)	(10)	(11=7+8+9+10)	(12)	(13)
CASH DISBURSEMENTS												
Notice of Cash Allocation (NCA)	-	-	-	-	-	-	-	-	255,461,955.98	255,461,955.98	-	-
MDS Checks Issued	-	-	-	-	-	-	-	-	255,461,955.98	255,461,955.98	-	-
Advice to Debit Account	-	-	-	-	-	-	-	-	-	-	-	-
Notice of Transfer Allocations (NTA)	-	-	-	-	-	-	-	-	-	-	-	-
MDS Checks Issued	-	-	-	-	-	-	-	-	-	-	-	-
Advice to Debit Account	-	-	-	-	-	-	-	-	-	-	-	-
Working Fund For FAPs	-	-	-	-	-	-	-	-	-	-	-	-
Cash Disbursement Ceiling (CDC)	-	-	-	-	-	-	-	-	-	-	-	-
TOTAL CASH DISBURSEMENTS	-	-	-	-	-	-	-	-	255,461,955.98	255,461,955.98	-	-
NON-CASH DISBURSEMENTS												
Tax Remittance Advices Issued (TRA)	-	-	-	-	-	-	-	-	7,919,124.66	7,919,124.66	-	-
Non-Cash Availment Authority (NCAA)	-	-	-	-	-	-	-	-	-	-	-	-
Disbursements effected through outright deductions from claims (please specify...)	-	-	-	-	-	-	-	-	-	-	-	-
Overpayment of expenses (e.g., personnel benefits)	-	-	-	-	-	-	-	-	-	-	-	-
Restitution for loss of government property	-	-	-	-	-	-	-	-	-	-	-	-
Liquidated damages and similar claims	-	-	-	-	-	-	-	-	-	-	-	-
Others (TEF, BTR Documentary Stamp Tax, etc.)	-	-	-	-	-	-	-	-	-	-	-	-
TOTAL NON-CASH DISBURSEMENTS	-	-	-	-	-	-	-	-	7,919,124.66	7,919,124.66	-	-
GRAND TOTAL	-	-	-	-	-	-	-	-	263,381,080.64	263,381,080.64	-	-

SUMMARY:

	Previous Report (April 2019)	This Month (May 2019)	As of Date
Total Disbursement Authorities Received			
NCA	967,015,855.65	762,397,509.66	1,729,413,365.31
NTA	954,155,032.00	754,478,385.00	1,708,633,417.00
Working Fund	-	-	-
TRA	12,860,823.65	7,919,124.66	20,779,948.31
CDC	-	-	-
NCAA	-	-	-
Less: Notice of Transfer Allocations (NTA) Issued	(684,220,202.47)	(191,591,989.61)	(875,812,192.08)
Total Disbursements Authorities Available	282,795,653.18	570,805,520.05	853,601,173.23
Less:			
Lapsed NCA Disbursements *	(0.90)	-	(0.90)
Less: Other Non-Cash Disbursements	(282,795,652.28)	(263,381,080.64)	(546,176,732.92)
Disbursements effected through outright deductions from claims	-	-	-
Overpayment of expenses (e.g., personnel benefits)	-	-	-
Restitution for loss of government property	-	-	-
Liquidated damages and similar claims	-	-	-
Others (e.g., TEF, BTR Docs Stamp, etc.)	-	-	-
Add/Less: Adjustments (e.g., cancelled/staled checks)			
Balance of Disbursements Authorities as of to date	(0.00)	307,424,439.41	307,424,439.41

Prepared by:


JACQUELINE TOLENTINO
Accountant II

Date:

Certified correct by:


MARY ANTOINETTE Z. PUNO
Department Chief Accountant

Date:

Recommending:

Date:

BURSEMENTS

FAR No. 4

CURRENT YEAR'S ACCOUNTS PAYABLE				TOTAL	SUB-TOTAL	TRUST LIABILITIES				TOTAL					REMARKS
Fin. Exp.	CO	Sub-Total	PS			MOOE	CO	TOTAL	PS	MOOE	Fin. Exp.	CO	TOTAL		
(14)	(15)	(16=12+13+14+15)	(17=11+16)	(18=6+17)	(19)	(20)	(21)	22=19+20+21	(23)	(24)	(25)	(26)	(27=23+24+25+26)	(28)	
-	-	-	255,461,955.98	255,461,955.98	-	-	-	-	-	-	-	255,461,955.98	255,461,955.98		
-	-	-	255,461,955.98	255,461,955.98	-	-	-	-	-	-	-	255,461,955.98	255,461,955.98		
-	-	-	-	-	-	-	-	-	-	-	-	-	-		
-	-	-	-	-	-	-	-	-	-	-	-	-	-		
-	-	-	-	-	-	-	-	-	-	-	-	-	-		
-	-	-	-	-	-	-	-	-	-	-	-	-	-		
-	-	-	255,461,955.98	255,461,955.98	-	-	-	-	-	-	-	255,461,955.98	255,461,955.98		
-	-	-	7,919,124.66	7,919,124.66	-	-	-	-	-	-	-	7,919,124.66	7,919,124.66		
-	-	-	-	-	-	-	-	-	-	-	-	-	-		
-	-	-	-	-	-	-	-	-	-	-	-	-	-		
-	-	-	-	-	-	-	-	-	-	-	-	-	-		
-	-	-	-	-	-	-	-	-	-	-	-	-	-		
-	-	-	-	-	-	-	-	-	-	-	-	-	-		
-	-	-	7,919,124.66	7,919,124.66	-	-	-	-	-	-	-	7,919,124.66	7,919,124.66		
-	-	-	263,381,080.64	263,381,080.64	-	-	-	-	-	-	-	263,381,080.64	263,381,080.64		

	Previous Report (April 2019)	This Month (May 2019)	As of Date
Total Cash Disbursement Program	269,934,829.53	562,886,395.39	832,821,224.92
Less: Actual Disbursements	(269,934,828.63)	(255,461,955.98)	(525,396,784.61)
	0.90	307,424,439.41	307,424,440.31

Approval by:

MARICHU A. PALAFOX, CESO III
Director IV, Finance Service

Approved by:

ARDELIZA R. MEDENILLA, MNSA, CESO I
Undersecretary for Support Services

Date:

CONSOLIDATED MONTHLY REPORT OF DISB
For the month of May 2019

Department : Department of Public Works and Highways
Agency : National Government
Operating Unit : Central Office
Organization Code (UACS) : 180010100000
Funding Source Code (as clustered) : Fund Cluster 07 (308601)

PARTICULARS	CURRENT YEAR BUDGET					PRIOR YEAR'S ACCOUNTS PAYABLE					PRIOR YEAR'S BUDGET	
	PS	MOOE	Fin. Exp.	CO	TOTAL	PS	MOOE	Fin. Exp.	CO	Sub-Total	PS	MOOE
	(1)	(2)	(3)	(4)	(5)	(6=2+3+4+5)	(7)	(8)	(9)	(10)	(11=7+8+9+10)	(12)
CASH DISBURSEMENTS												
Notice of Cash Allocation (NCA)	-	-	-	-	-	-	-	-	-	-	-	-
MDS Checks Issued					-					-		
Advice to Debit Account					-					-		
Notice of Transfer Allocations (NTA)	-	-	-	-	-	-	-	-	-	-	-	-
MDS Checks Issued					-					-		
Advice to Debit Account					-					-		
Working Fund For FAPs					-					-		
Cash Disbursement Ceiling (CDC)					-					-		
TOTAL CASH DISBURSEMENTS	-	-	-	-	-	-	-	-	-	-	-	-
NON-CASH DISBURSEMENTS												
Tax Remittance Advices Issued (TRA)					-					-		
Non-Cash Availment Authority (NCAA)					-					-		
Disbursements effected through outright deductions from claims (please specify...)	-	-	-	-	-	-	-	-	-	-	-	-
Overpayment of expenses (e.g., personnel benefits)					-					-		
Restitution for loss of government property					-					-		
Liquidated damages and similar claims					-					-		
Others (TEF, BTr Documentary Stamp Tax, etc.)					-					-		
TOTAL NON-CASH DISBURSEMENTS	-	-	-	-	-	-	-	-	-	-	-	-
GRAND TOTAL	-	-	-	-	-	-	-	-	-	-	-	-

SUMMARY:

	Previous Report (April 2019)	This Month (May 2019)	As of Date
Total Disbursement Authorities Received			
NCA	2,070,000,000.00	110,000,000.00	2,180,000,000.00
NTA	2,070,000,000.00	110,000,000.00	2,180,000,000.00
Working Fund			-
TRA			-
CDC			-
NCAA			-
Less: Notice of Transfer Allocations (NTA) Issued	(1,899,294,460.35)	(132,543,642.59)	(2,031,838,102.94)
Total Disbursements Authorities Available	170,705,539.65	(22,543,642.59)	148,161,897.06
Less:			
Lapsed NCA			-
Disbursements *	(76,763,187.62)	-	(76,763,187.62)
Less: Other Non-Cash Disbursements			
Disbursements effected through outright deductions from claims			-
Overpayment of expenses (e.g., personnel benefits)			-
Restitution for loss of government property			-
Liquidated damages and similar claims			-
Others (e.g., TEF, BTr Docs Stamp, etc.)			-
Add/Less: Adjustments (e.g., cancelled/staled checks)			
Balance of Disbursements Authorities as of to date	93,942,352.03	(22,543,642.59)	71,398,709.44

Prepared by:


JACQUELINE TOLENTINO
Accountant II

Date:

Certified correct by:


MARY ANTOINETTE Z. PUNO
Department Chief Accountant

Date:

Recommending

Date:

Total Cash Disbursement Program
Less: Actual Disbursements

Previous Report
(April 2019)

**This Month
(May 2019)**

As of Date

(76,763,187.62)

(76,763,187.62)

(76.763,187.62)

1

(76,763,187.62)

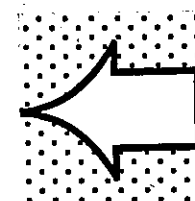
Approval by:

MARICHU A. PALAFOX, CESO III
Director IV, Finance Service

Approved by:

ARDELIZA R. MEDENILLA, MNSA, CESO I
Undersecretary for Support Services

Date:



CONSOLIDATED MONTHLY REPORT OF DISBURSEMENTS
For the month of May 2019

Department : Department of Public Works and Highways
Agency : National Government
Operating Unit : Nationwide
Organization Code (UACS) :
Funding Source Code (as clustered) : ALL FUNDS

PARTICULARS	CURRENT YEAR BUDGET					PRIOR YEAR'S ACCOUNTS PAYABLE					CURRENT YEAR'S ACCOUNTS PAYABLE					TOTAL	SUB-TOTAL	
	PS	MOOE	Fin. Exp.	CO	TOTAL	PS	MOOE	Fin. Exp.	CO	Sub-Total	PS	MOOE	Fin. Exp.	CO	Sub-Total	(17=11+16)	(18=6+17)	PS
	(2)	(3)	(4)	(5)	(6=2+3+4+5)	(7)	(8)	(9)	(10)	(11=7+8+9+10)	(12)	(13)	(14)	(15)	(16=12+13+14+15)			(19)
(1)	(2)	(3)	(4)	(5)	(6=2+3+4+5)	(7)	(8)	(9)	(10)	(11=7+8+9+10)	(12)	(13)	(14)	(15)	(16=12+13+14+15)	(17=11+16)	(18=6+17)	(19)
CASH DISBURSEMENTS																		
Notice of Cash Allocation	1,251,920,409.62	369,983,277.42	-	268,393,491.08	1,890,297,178.12	4,104,022.21	489,645,199.03	-	38,470,830,837.74	40,491,670,988.56	827,876.41	30,055,130.91	-	1,035,919,061.20	1,572,186,776.38	42,063,857,764.94	43,954,154,943.06	1,735,884.76
MDS Checks Issued	239,914,836.74	63,791,677.54	-	8,141,225.78	311,847,740.06	-	-	-	-	1,527,090,929.58	-	-	-	-	-	2,032,475,637.44	2,344,323,377.50	28,808.13
Central Office	38,213,825.66	1,593,340.37	-	-	39,807,166.03	634,271.82	896.02	-	414,382,823.32	415,017,991.16	-	13,737.85	-	373,669,908.74	373,683,646.59	788,701,637.75	828,508,803.78	-
NCR	11,829,071.74	27,070.92	-	-	11,856,142.66	25,028.45	-	-	-	25,028.45	-	10,221.69	-	-	12,554.18	47,804.32	11,903,946.98	-
CAR	9,836,633.90	816,858.77	-	57,592.74	10,711,085.41	-	40,711.40	-	4,914,324.89	4,955,036.29	-	14,984.14	-	1,389,995.33	1,404,979.47	6,360,015.76	17,071,101.17	-
Region I	3,283,043.39	1,111,061.77	-	-	4,394,105.16	-	-	-	115,428.00	126,158.00	-	504,515.46	-	3,504,284.61	3,645,497.61	181,632,696.10	198,913,369.35	-
Region II	1,483,624.28	344,693.44	-	-	1,828,317.72	-	10,730.00	-	177,352,620.83	177,987,198.49	-	141,213.00	-	4,520,314.98	4,580,388.66	22,544,362.47	20,802,606.98	-
Region III	16,214,025.94	643,990.24	-	422,657.07	17,280,673.25	66,630.49	567,947.17	-	17,853,308.42	17,963,973.81	-	60,073.68	-	4,859,272.39	4,908,072.39	13,097,756.08	24,563,238.21	-
Region IV-A	12,680,423.85	3,318,216.71	-	-	15,998,640.56	55,053.24	55,612.15	-	5,836,693.61	8,189,683.69	-	48,808.80	-	4,041,463.27	4,344,896.63	13,845,307.09	32,692,448.36	-
Region IV-B	7,031,876.56	4,433,605.57	-	-	11,465,482.13	-	2,352,990.08	-	7,464,121.27	9,500,410.46	66,344.31	237,089.05	-	3,319,448.23	3,361,814.28	5,569,051.57	18,806,067.35	-
Region V	14,417,087.75	3,611,865.87	-	818,187.65	18,847,141.27	2,231.70	2,034,057.49	-	2,207,237.29	2,207,237.29	-	42,366.05	-	31,340,982.86	31,388,311.87	270,284,766.62	309,229,844.43	-
Region VI	12,226,633.40	1,010,382.38	-	-	13,237,015.78	-	-	-	238,610,434.47	238,896,454.75	-	47,329.01	-	21,116,537.47	22,562,931.21	36,784,874.73	85,084,524.80	-
Region VII	32,918,472.39	4,692,546.89	-	1,334,058.53	38,945,077.81	6,675.76	279,344.52	-	12,830,175.09	14,221,943.52	-	1,446,393.74	-	4,977,869.44	4,977,869.44	185,935,557.75	191,042,705.73	-
Region VIII	36,894,073.77	10,238,863.19	-	1,166,713.11	48,299,650.07	-	1,391,768.43	-	177,503,939.65	180,957,688.31	-	-	-	7,469,767.87	7,554,110.04	23,090,974.72	46,590,149.56	-
Region IX	4,378,167.88	499,361.22	-	-	5,107,147.98	-	3,453,748.66	-	15,346,551.71	15,536,864.68	-	84,342.17	-	13,838,486.04	13,861,647.46	24,819,933.80	30,412,241.24	28,808.13
Region X	10,677,193.00	10,006,545.35	-	2,815,436.49	23,499,174.84	-	190,312.97	-	10,934,046.46	10,958,286.34	-	23,161.42	-	52,990.91	2,354,964.52	411,268,102.93	427,201,665.53	-
Region XI	3,591,058.04	2,001,249.40	-	-	5,592,307.44	17,236.30	7,003.58	-	405,365,723.38	408,860,147.50	-	-	-	1,115,250.49	23,233,262.41	31,450,620.47	60,495,669.82	-
Region XII	13,601,770.28	2,331,792.32	-	-	15,933,562.60	444,200.00	3,050,224.12	-	6,845,806.33	7,102,107.57	-	-	-	1,035,919,061.20	1,066,802,068.52	40,031,382,127.50	41,609,831,565.56	1,707,076.63
Region XIII	10,637,854.91	17,110,233.13	-	1,296,961.31	29,045,049.35	-	256,301.24	-	38,470,830,837.74	38,964,580,058.98	827,876.41	30,055,130.91	-	246,020,554.66	252,909,666.57	1,525,451,618.31	1,703,495,746.65	-
Advice to Debit Account	1,012,005,572.88	306,191,599.88	-	260,252,265.30	1,578,449,438.06	4,104,022.21	489,645,199.03	-	1,271,269,008.49	1,272,541,951.74	146,791.03	6,742,320.88	-	246,020,554.66	252,909,666.57	1,525,451,618.31	1,703,495,746.65	-
Central Office	161,929,042.35	16,115,085.99	-	-	178,044,128.34	7,833.42	1,265,109.83	-	-	400.00	-	-	-	1,442,476.90	1,546,957.55	39,719,619.27	-	-
NCR	37,977,500.55	194,761.17	-	-	38,172,261.72	-	-	-	2,195,034,497.82	2,207,840,077.76	-	236,617.26	-	14,263,431.89	14,500,049.15	2,222,340,126.91	2,292,335,630.96	-
CAR	57,964,462.29	8,268,575.78	-	3,762,465.98	69,995,504.05	-	12,805,579.94	-	1,847,387,854.36	1,872,687,246.96	-	309,867.02	-	71,517,535.44	71,827,402.46	1,944,514,649.42	2,131,194,462.25	-
Region I	54,860,659.45	36,714,777.60	-	95,104,375.78	186,679,812.83	-	25,299,392.60	-	705,897,368.29	710,014,106.06	-	1,260,762.03	-	76,372,039.24	77,632,801.27	787,646,907.33	877,644,575.46	324,765.58
Region II	63,725,702.43	26,271,965.70	-	-	89,997,668.13	13,087.41	4,103,650.36	-	2,582,160,084.57	2,630,614,843.47	-	1,339,058.11	-	91,066,281.99	92,405,340.10	2,723,020,183.57	2,814,396,303.91	-
Region III	73,303,388.76	15,347,148.48	-	2,725,583.10	91,376,120.34	24,273.45	48,430,485.45	-	2,874,310,262.69	2,899,693,370.06	-	5,712,226.09	-	52,129,821.16	54,455,596.48	2,954,148,966.54	3,058,541,198.10	279,900.00
Region IV-A	69,615,402.49	30,126,164.92	-	4,650,664.15	104,392,231.56	617,576.63	24,765,530.74	-	4,012,463,133.51	4,059,685,860.79	-	396,237.46	-	23,342,727.24	25,053,577.00	2,823,063,698.09	2,880,307,736.16	-
Region IV-B	45,655,375.66	11,588,662.41	-	-	57,244,038.07	-	59,537,505.56	-	2,738,472,615.53	2,798,010,121.09	-	1,710,849.76	-	177,082,101.54	182,794,327.63	4,242,480,188.42	4,420,177,732.66	-
Region V	74,035,004.61	14,109,757.75	-	89,552,781.88	177,697,544.24	20,202.53	47,202,524.75	-	44,512,320.93	44,512,320.93	-	-	-	46,594,795.61	46,991,033.07	2,320,292,425.48	2,391,213,345.47	-
Region VI	64,637,020.89	6,283,899.10	-	-	70,920,919.99	11,808.76	33,818,387.24	-	1,540,877,029.84	1,574,722,554.74	-	2,428,887.29	-	21,936,024.53	24,364,911.82	1,599,087,466.56	1,673,761,691.87	-
Region VII	40,610,696.08	12,373,029.59	-	21,690,499.64	74,674,225.31	27,137.66	22,114,754.51	-	2,684,045,643.81	2,706,160,398.32	-	9,887,226.66	-	9,458,453.14	2,716,047,625.12	2,785,696,331.19	2,785,696,331.19	411,830.07
Region VIII	35,796,721.54	33,188,333.30	-	663,651.23	69,648,706.07	-	22,114,754.51	-	2,004,729,776.01	2,029,709,250.00	-	-	-	670,584.76	1,811,854.24	2,032,191,689.00	2,104,598,493.97	-
Region IX	48,769,486.97	22,457,186.47	-	1,180,131.53	72,406,804.97	292,468.85	24,687,005.14	-	3,867,846,768.03	3,914,928,154.80	681,085.38	1,759,970.93	-	105,016,532.02	107,457,588.33	4,022,385,743.13	4,143,961,252.80	-
Region X	54,384,132.27	26,322,020.39	-	40,869,357.01	121,575,509.67	3,062,612.33	44,018,774.44	-	3,374,652,630.33	3,392,857,745.88	-	427,546.81	-	60,135,291.37	60,562,838.18	3,453,420,584.06	3,532,421,045.63	-
Region XI	49,592,909.68	29,407,551.89	-	-	79,000,461.57	-	31,618,470.72	-	1,044,627,681.02	1,076,246,151.74	-	2,360,090.36	-	26,598,401.07	28,958,491.43	1,105,204,643.17	1,151,077,550.09	-
Region XII	36,788,416.81	9,084,490.11	-	-	45,872,906.92	-	47,260,591.27	-	3,498,279,220.72	3,545,566,433.16	-	1,841,082.52	-	11,130,739.16	12,971,821.68	3,558,538,254.84	3,609,288,849.12	690,581.00
Region XIII	42,359,650.05	8,338,189.23	-	52,755.00	50,750,594.28	26,621.17	47,260,591.27	-	4,620,397,128.76	4,691,118,945.45	-	4,423,436.59	-	168,703,875.26	173,127,311.85	4,864,246,257.30	4,910,180,945.15	-
Notice of Transfer of Allocation	7,874,384.51	34,414,476.46	-	3,645,826.88	45,934,687.85	-	70,721,816.69	-	99,369,998.75	99,785,209.44	-	101,813.22	-	14,130,099.46	14,231,912.68	114,017,122.12	127,870,989.30	-
MDS Checks Issued	4,781,263.41	8,786,581.49	-	286,022.28	13,853,867.18	-	415,210.69	-	-	-	-	-	-	-	-	-	-	-
Central Office	-	-	-	-	-	-	-	-	-	-	-	-	-	-	-	-	-	-
NCR	4,781,263.41	8,782,731.16	-	286,022.28	13,850,016.85	-	129,298.71	-	3,652,820.43	3,782,119.14	-	101,813.22	-	5,439,171.22	5,540,984.44	9,323,103.58	23,173,120.43	-
CAR	-	-	-	-	-	-	-	-	-	-	-	-	-	-	-	-	-	-
Region I	-	-	-	-	-	-	-	-	-	-	-	-	-	-	-	-	-	-
Region II	-	-	-	-	-	-	-	-	-	-	-	-	-	-	-	-	-	-
Region III	-	-	-	-	-	-	-	-	-	-	-	-	-	-	-	-	-	-
Region IV-A	-	-	-	-	-	-	-	-	-	-	-	-	-	-	-	-	-	-
Region IV-B	-	-	-	-	-	-	-	-	-	-	-	-	-	-	-	-	-	-
Region V	-	-	-	-	-	-	-	-	-	-	-	-	-	-	-	-	-	-
Region VI	-	-	-	-	-	-	-	-	-	-	-	-	-	-	-	-	-	-
Region VII	-	3,850.33	-	-	3,850.33	-	285,911.98	-	95,584,861.65	95,870,773.63	-	-	-	424,444.24	424,444.24	96,295,217.87	96,299,068.20	-
Region VIII	-	-	-	-	-	-	-	-	-	-	-	-	-	-	-	-	-	-
Region IX	-	-	-	-	-	-	-	-	-	-	-	-	-	-	-	-	-	-
Region X	-	-	-	-	-	-	-	-	-	-	-	-	-	-	-	-	-	-
Region XI	-	-	-	-	-	-	-	-	132,316.67	132,316.67	-	-	-	8,266,484.00	8,266,484.00	8,398,800.67	8,398,800.67	-
Region XII	-	-	-	-	-	-	-	-	-	-	-	-	-	-	-	-	-	-

Region X					-	-	-	-	-	-	-	-	-	-	-	-	-	-	-
Region XI					-	-	-	-	-	-	-	-	-	-	-	-	-	-	-
Region XII					-	-	-	-	-	-	-	-	-	-	-	-	-	-	-
Region XIII					-	-	-	-	-	-	-	-	-	-	-	-	-	-	-
TOTAL CASH DISBURSEMENTS	1,259,794,794.13	404,397,753.88	-	272,039,317.96	1,936,231,865.97	4,104,022.21	560,367,015.72	-	43,091,227,966.50	45,182,789,934.01	827,876.41	34,478,567.50	-	1,204,622,936.46	1,745,314,088.23	46,928,104,022.24	48,864,335,888.21	1,735,884.7	
NON-CASH DISBURSEMENTS																			
Tax Remittance Advices Issued (TR)	49,581,526.87	13,585,123.13	-	18,568,313.31	81,734,963.31	33,057.70	31,547,463.07	-	2,608,982,596.73	2,640,563,117.50	892,170.99	1,450,929.47	-	55,994,110.83	58,337,211.29	2,698,900,328.79	2,780,635,292.10	152,610.1	
Central Office	15,728,718.46	924,769.98	-	-	16,653,488.44	-	94,001.81	-	83,457,138.05	83,551,139.86	892,170.99	296,938.12	-	17,432,351.08	18,621,460.19	102,172,600.05	118,826,088.49	-	
NCR	1,885,940.67	890,140.77	-	220,000.66	2,996,082.10	-	3,325,272.29	-	213,457,135.80	216,782,408.09	-	216,211.21	-	4,377,747.92	4,593,959.13	221,376,367.22	224,372,449.32	-	
CAR	1,993,992.07	288,328.46	-	4,354.76	2,286,675.29	-	849,321.01	-	132,805,766.29	133,655,087.30	-	9,519.04	-	224,387.16	233,906.20	133,888,993.50	136,175,668.79	-	
Region I	1,881,269.37	1,729,808.81	-	8,383,795.63	11,994,873.81	-	1,430,029.04	-	103,204,701.90	104,634,730.94	-	1.34	-	3,372,767.42	3,372,767.42	108,007,498.36	120,002,372.17	-	
Region II	2,065,386.36	1,145,392.22	-	-	3,210,778.58	-	64,387.46	-	42,545,713.42	42,610,100.88	-	60,041.03	-	4,115,254.88	4,175,295.91	46,785,396.79	49,996,175.37	-	
Region III	2,423,966.09	651,261.33	-	67,854.38	3,143,081.80	-	1,513,519.16	-	154,928,346.29	156,441,865.45	-	51,959.72	-	4,457,218.20	4,509,177.92	160,951,043.37	164,094,125.17	-	
Region IV-A	2,885,752.48	1,530,254.82	-	69.65	4,416,076.95	33,057.70	1,610,683.91	-	184,155,632.83	185,799,374.44	-	85,814.39	-	1,603,251.90	1,689,066.29	187,488,440.73	191,904,517.68	31,100.0	
Region IV-B	1,887,719.21	441,601.89	-	-	2,329,321.10	-	3,253,509.94	-	156,501,019.71	159,754,529.65	-	54,409.56	-	1,138,867.51	1,193,277.07	160,947,806.72	163,277,127.82	-	
Region V	2,335,938.80	135,258.68	-	5,689,756.51	8,160,953.99	-	2,365,874.92	-	264,258,013.40	266,623,888.32	-	371,640.50	-	8,998,904.03	9,370,544.53	275,994,432.85	284,155,386.84	-	
Region VI	2,270,134.49	139,120.85	-	-	2,409,255.34	-	2,880,092.95	-	162,934,243.07	165,814,336.02	-	3,582.78	-	784,975.91	788,558.69	166,602,894.71	169,012,150.05	-	
Region VII	2,239,247.70	811,004.11	-	1,493,133.97	4,543,385.78	-	2,263,294.35	-	143,589,592.17	145,852,886.52	-	128,177.64	-	897,160.96	1,025,338.60	146,878,225.12	151,421,610.90	-	
Region VIII	2,154,473.99	1,445,979.06	-	1,545.43	3,601,998.48	-	1,198,675.99	-	163,028,952.09	164,227,628.08	-	31,919.35	-	550,342.22	582,261.57	164,809,889.65	168,411,888.13	121,510.1	
Region IX	1,876,497.16	520,647.52	-	7,181.63	2,404,326.31	-	1,513,559.85	-	133,115,362.84	134,628,922.69	-	-	-	229,062.15	229,062.15	134,857,984.84	137,262,311.15	-	
Region X	1,960,210.02	998,447.13	-	2,700,595.69	5,659,252.84	-	2,482,689.67	-	245,931,732.90	248,414,422.57	-	45,897.13	-	4,924,830.45	4,970,727.58	253,385,150.15	259,044,402.99	-	
Region XI	1,869,316.74	1,310,041.41	-	-	3,179,358.15	-	2,015,335.89	-	271,875,225.94	273,890,561.83	-	30,614.23	-	1,687,891.69	1,718,505.92	275,609,067.75	278,788,425.90	-	
Region XII	2,020,736.40	560,062.26	-	-	2,580,798.66	-	2,032,451.76	-	77,468,874.84	79,501,326.60	-	8,643.37	-	510,951.41	519,594.78	80,020,921.38	82,601,720.04	-	
Region XIII	2,102,226.86	63,003.83	-	25.00	2,165,255.69	-	2,654,763.07	-	75,725,145.19	78,379,908.26	-	55,560.06	-	688,147.28	743,707.34	79,123,615.60	81,288,871.29	-	
Non-Cash Availment Authority (NC)	-	-	-	-	-	-	-	-	423,536,759.07	423,536,759.07	-	-	-	-	-	423,536,759.07	423,536,759.07	-	
Central Office	-	-	-	-	-	-	-	-	423,536,759.07	423,536,759.07	-	-	-	-	-	-	-	-	
NCR	-	-	-	-	-	-	-	-	-	-	-	-	-	-	-	-	-	-	
CAR	-	-	-	-	-	-	-	-	-	-	-	-	-	-	-	-	-	-	
Region I	-	-	-	-	-	-	-	-	-	-	-	-	-	-	-	-	-	-	
Region II	-	-	-	-	-	-	-	-	-	-	-	-	-	-	-	-	-	-	
Region III	-	-	-	-	-	-	-	-	-	-	-	-	-	-	-	-	-	-	
Region IV-A	-	-	-	-	-	-	-	-	-	-	-	-	-	-	-	-	-	-	
Region IV-B	-	-	-	-	-	-	-	-	-	-	-	-	-	-	-	-	-	-	
Region V	-	-	-	-	-	-	-	-	-	-	-	-	-	-	-	-	-	-	
Region VI	-	-	-	-	-	-	-	-	-	-	-	-	-	-	-	-	-	-	
Region VII	-	-	-	-	-	-	-	-	-	-	-	-	-	-	-	-	-	-	
Region VIII	-	-	-	-	-	-	-	-	-	-	-	-	-	-	-	-	-	-	
Region IX	-	-	-	-	-	-	-	-	-	-	-	-	-	-	-	-	-	-	
Region X	-	-	-	-	-	-	-	-	-	-	-	-	-	-	-	-	-	-	
Region XI	-	-	-	-	-	-	-	-	-	-	-	-	-	-	-	-	-	-	
Region XII	-	-	-	-	-	-	-	-	-	-	-	-	-	-	-	-	-	-	
Region XIII	-	-	-	-	-	-	-	-	-	-	-	-	-	-	-	-	-	-	
Disbursements effected through outright deductions from claims (please specify...)	-	-	-	-	-	-	-	-	-	-	-	-	-	-	-	-	-	-	
Overpayment of expenses (e.g.,	-	-	-	-	-	-	-	-	-	-	-	-	-	-	-	-	-	-	
Central Office	-	-	-	-	-	-	-	-	-	-	-	-	-	-	-	-	-	-	
NCR	-	-	-	-	-	-	-	-	-	-	-	-	-	-	-	-	-	-	
CAR	-	-	-	-	-	-	-	-	-	-	-	-	-	-	-	-	-	-	
Region I	-	-	-	-	-	-	-	-	-	-	-	-	-	-	-	-	-	-	
Region II	-	-	-	-	-	-	-	-	-	-	-	-	-	-	-	-	-	-	
Region III	-	-	-	-	-	-	-	-	-	-	-	-	-	-	-	-	-	-	
Region IV-A	-	-	-	-	-	-	-	-	-	-	-	-	-	-	-	-	-	-	
Region IV-B	-	-	-	-	-	-	-	-	-	-	-	-	-	-	-	-	-	-	
Region V	-	-	-	-	-	-	-	-	-	-	-	-	-	-	-	-	-	-	
Region VI	-	-	-	-	-	-	-	-	-	-	-	-	-	-	-	-	-	-	
Region VII	-	-	-	-	-	-	-	-	-	-	-	-	-	-	-	-	-	-	
Region VIII	-	-	-	-	-	-	-	-	-	-	-	-	-	-	-	-	-	-	
Region IX	-	-	-	-	-	-	-	-	-	-	-	-	-	-	-	-	-	-	
Region X	-	-	-	-	-	-	-	-	-	-	-	-	-	-	-	-	-	-	
Region XI	-	-	-	-	-	-	-	-	-	-	-	-	-	-	-	-	-	-	
Region XII	-	-	-	-	-	-	-	-	-	-	-	-	-	-	-	-	-	-	
Region XIII	-	-	-	-	-	-	-	-	-	-	-	-	-	-	-	-	-	-	
Restitution for loss of government property	-	-	-	-	-	-	-	-	-	-	-	-	-	-	-	-	-	-	
Central Office	-	-	-	-	-	-	-	-	-	-	-	-	-	-	-	-	-	-	
NCR	-	-	-	-	-	-	-	-	-	-	-	-	-	-	-	-	-	-	
CAR	-	-	-	-	-	-	-	-	-	-	-	-	-	-	-	-	-	-	
Region I	-	-	-	-	-	-	-	-	-	-	-	-	-	-	-	-	-	-	
Region II	-	-	-	-	-	-	-	-	-	-	-	-	-	-	-	-	-	-	
Region III	-	-	-	-	-	-	-	-	-	-	-	-	-	-	-	-	-	-	
Region IV-A	-	-	-	-	-	-	-	-	-	-	-	-	-	-	-	-	-	-	
Region IV-B	-	-	-	-	-	-	-	-	-	-	-	-	-	-	-	-	-	-	
Region V	-	-	-	-	-	-	-	-	-	-	-	-	-	-	-	-	-	-	
Region VI	-	-	-	-	-	-	-	-	-	-	-	-	-	-	-	-	-	-	
Region VII	-	-	-	-	-	-	-	-	-	-	-	-	-	-	-	-	-	-	
Region VIII	-	-	-	-	-	-	-	-	-	-	-	-	-	-	-	-	-	-	
Region IX	-	-	-	-	-	-	-	-	-	-	-	-	-	-	-	-	-	-	
Region X	-	-	-	-	-	-	-	-	-	-	-	-	-	-	-	-	-	-	
Region XI	-	-	-	-	-	-	-	-	-	-	-	-	-	-	-	-	-	-	
Region XII	-	-	-	-	-	-	-	-	-	-	-	-	-	-	-	-	-	-	
Region XIII	-	-	-	-	-	-	-	-	-	-	-	-	-	-	-	-	-	-	
Liquidated damages and similar claims	-	-	-	-	-	-	-	-	-	-	-	-	-	-	-	-	-	-	
Central Office	-	-	-	-	-	-	-	-	-	-	-	-	-	-	-	-	-	-	
NCR	-	-	-	-	-	-	-	-	-	-	-	-	-	-	-	-	-	-	
CAR	-	-	-	-	-	-	-	-	-	-	-	-	-	-	-	-	-	-	
Region I	-	-	-	-	-	-	-	-	-	-	-	-	-	-	-	-	-	-	
Region II	-	-	-	-	-	-	-	-	-	-	-	-	-	-	-	-	-	-	
Region III	-	-	-	-	-	-	-	-	-	-	-	-	-	-	-	-	-	-	
Region IV-A	-	-	-	-	-	-	-	-	-	-	-	-	-	-	-	-	-	-	
Region IV-B	-	-	-	-	-	-	-	-	-	-	-	-	-	-	-	-	-	-	
Region V	-	-	-	-	-	-	-	-	-	-	-	-	-	-	-	-	-	-	
Region VI	-	-	-	-	-	-	-	-	-	-	-	-	-	-	-	-	-	-	
Region VII	-	-	-	-															



In following-up, pls. cite DMS ref #

2019-BA-0051870

REPUBLIC OF THE PHILIPPINES
DEPARTMENT OF BUDGET AND MANAGEMENT
GENERAL SOLANO STREET, SAN MIGUEL, MANILA

ACKNOWLEDGEMENT RECEIPT

The **DEPARTMENT OF BUDGET AND MANAGEMENT** hereby acknowledges the receipt of your letter/request which has been uploaded to the DBM-Document Management System and routed to the appropriate office/s with the following information:

Sender: DPWH-CO - PERSONAL DELIVERY

Document Title: DPWH-SUBMISSION OF CONSOLIDATED MONTHLY REPORT OF DISBURSEMENTS (MRD)-FAR 4 FOR ALL FUNDS FOR THE MONTH OF APRIL 2019

Document Reference No: 2019-BA-0051870

Date and Time Uploaded: Monday, June 3, 2019 1:35:50 PM

Uploaded By: EDUARD RECEIVING

Routed To: BMB-A Christine P. Santos


CC:

Total no of pages received: 1 copy and 6 pages

The determination of the completeness of the documentary requirements submitted, if any, is subject to the evaluation of the technical person in charge.

This receipt is system generated and does not require signature.

Received by:



DOCUMENT
MANAGEMENT
SYSTEM



Republic of the Philippines
DEPARTMENT OF PUBLIC WORKS AND HIGHWAYS
CENTRAL OFFICE
Manila

May 29, 2019

SECRETARY JANET B. ABUEL

Department of Budget and Management
Boncodin Hall, Gen. Solano St.
San Miguel, Manila

Attention: Director Maria Grace M. Delos Santos

Officer-in-Charge, Budget and Management Bureau A (BMB-A)

Dear Secretary Abuel:

In compliance with the Joint Circular No. 2019-1 dated January 1, 2019, we are submitting the **Consolidated Monthly Report of Disbursements (MRD) – FAR No. 4** for All Funds for the month of April 2019 as per new prescribed format. The said report was also submitted thru the Unified Reporting System (URS).


Please acknowledge receipt hereof.


Very truly yours,


ARDELIZA R. MEDENILLA, MNSA, CESO I
Undersecretary for Support Services

cc: - Presidential Management Staff (Office of the President)
Malacañang, Manila

8.1.2 FKK/JJC/MZP






Republic of the Philippines
DEPARTMENT OF PUBLIC WORKS AND HIGHWAYS
CENTRAL OFFICE
Manila

May 29, 2019

ASSISTANT COMMISSIONER LOURDES M. CASTILLO
Government Accountancy Sector
Commission on Audit
Commonwealth Avenue, Quezon City



Attention: MR. USMIN P. DIAMEL, DIRECTOR IV
Government Accountancy Office

Dear Assistant Commissioner Castillo:

In compliance with the Joint Circular No. 2019-1 dated January 1, 2019, we are submitting the **Consolidated Monthly Report of Disbursements (MRD) – FAR No. 4** for All Funds for the month of April 2019 as per new prescribed format. The said report was also submitted thru the Unified Reporting System (URS) of the DBM.

Please acknowledge receipt hereof.

Very truly yours,


ARDELIZA R. MEDENILLA, MNSA, CESO I
Undersecretary for Support Services

8.1.2 FKK/JJC/MZP



Republic of the Philippines
DEPARTMENT OF PUBLIC WORKS AND HIGHWAYS
CENTRAL OFFICE
Manila

May 29, 2019

AUDITOR AVENILDA B. TORRES

Supervising Auditor
Office of the Auditor
Commission on Audit - DPWH

COA-DPWH-OSEC
F101/PMO-IRROW

Received by: Ramco
Date: 5/31/19

Dear Auditor Torres:

In compliance with Joint Circular No. 2019-1 dated January 1, 2019, we are submitting the **Consolidated Monthly Report of Disbursements (MRD) – FAR No. 4** for All Funds for the month of April 2019 as per new prescribed format. The said report was also submitted thru the Unified Reporting System (URS) of the DBM.

Please acknowledge receipt hereof.

Very truly yours,


ARDELIZA R. MEDENILLA, MNSA, CESO I
Undersecretary for Support Services

8.1.2 FKK/JJC/MZP

CONSOLIDATED MONTHLY REPORT OF DISBUR
For the month of April 2019

Department : Department of Public Works and Highways
Agency : National Government
Operating Unit : Central Office
Organization Code (UACS) : 180010100000
Funding Source Code (as clustered) : Fund Cluster 01 (101101/ 101406/ 101407/ 104102)

PARTICULARS	CURRENT YEAR BUDGET					PRIOR YEAR'S ACCOUNTS PAYABLE					PRIOR YEAR'S BUDGET	
	PS	MOOE	Fin. Exp.	CO	TOTAL	PS	MOOE	Fin. Exp.	CO	Sub-Total	PS	MOOE
(1)	(2)	(3)	(4)	(5)	(6=2+3+4+5)	(7)	(8)	(9)	(10)	(11=7+8+9+10)	(12)	(13)
CASH DISBURSEMENTS												
Notice of Cash Allocation (NCA)	68,218,147.81	7,534,878.53	-	-	75,753,026.34	3,709.06	41,864,973.35	-	753,767,866.79	795,636,549.20	-	8,735,113.43
MDS Checks Issued	60,122.73	6,008,976.48	-	-	6,069,099.21	-	748.59	-	128,820,686.24	128,821,434.83	-	807,688.89
Advice to Debit Account	68,158,025.08	1,525,902.05	-	-	69,683,927.13	3,709.06	41,864,224.76	-	624,947,180.55	666,815,114.37	-	7,927,424.54
Notice of Transfer Allocations (NTA)	-	-	-	-	-	-	-	-	-	-	-	-
MDS Checks Issued	-	-	-	-	-	-	-	-	-	-	-	-
Advice to Debit Account	-	-	-	-	-	-	-	-	-	-	-	-
Working Fund For FAPs	-	-	-	-	-	-	-	-	-	-	-	-
Cash Disbursement Ceiling (CDC)	-	-	-	-	-	-	-	-	-	-	-	-
TOTAL CASH DISBURSEMENTS	68,218,147.81	7,534,878.53	-	-	75,753,026.34	3,709.06	41,864,973.35	-	753,767,866.79	795,636,549.20	-	8,735,113.43
NON-CASH DISBURSEMENTS												
Tax Remittance Advices Issued (TRA)	7,271,520.25	68,663.59	-	-	7,340,183.84	-	2,537,067.56	-	42,989,680.09	45,526,747.65	767,773.29	353,660.67
Non-Cash Availment Authority (NCAA)	-	-	-	-	-	-	-	-	-	-	-	-
Disbursements effected through outright deductions from claims (please specify...)	-	-	-	-	-	-	-	-	-	-	-	-
Overpayment of expenses (e.g., personnel benefits)	-	-	-	-	-	-	-	-	-	-	-	-
Restitution for loss of government property	-	-	-	-	-	-	-	-	-	-	-	-
Liquidated damages and similar claims	-	-	-	-	-	-	-	-	-	-	-	-
Others (TEF, BTr Documentary Stamp Tax, etc.)	-	-	-	-	-	-	-	-	-	-	-	-
TOTAL NON-CASH DISBURSEMENTS	7,271,520.25	68,663.59	-	-	7,340,183.84	-	2,537,067.56	-	42,989,680.09	45,526,747.65	767,773.29	353,660.67
GRAND TOTAL	75,489,668.06	7,603,542.12	-	-	83,093,210.18	3,709.06	44,402,040.91	-	796,757,546.88	841,163,296.85	767,773.29	9,088,774.10

SUMMARY:

	Previous Report (As of March 2019)	This Month (April 2019)	As of Date
Total Disbursement Authorities Received	103,819,775,536.22	4,858,091,956.98	108,677,867,493.20
NCA	103,697,310,362.00	4,802,871,000.00	108,500,181,362.00
NTA	-	-	-
Working Fund	-	-	-
TRA	122,465,174.22	55,220,956.98	177,686,131.20
CDC	-	-	-
NCAA	-	-	-
Less: Notice of Transfer Allocations (NTA) Issued (adj)	(99,421,360,127.95)	(3,637,521,392.11)	(103,058,881,520.06)
Total Disbursements Authorities Available	4,398,415,408.27	1,220,570,564.87	5,618,985,973.14
Less:			
Lapsed NCA	(133,971.05)	-	(133,971.05)
Disbursements *	(4,416,919,674.59)	(1,182,026,214.53)	(5,598,945,889.12)
Less: Other Non-Cash Disbursements	-	-	-
Disbursements effected through outright deductions from claims	-	-	-
Overpayment of expenses (e.g., personnel benefits)	-	-	-
Restitution for loss of government property	-	-	-
Liquidated damages and similar claims	-	-	-
Others (e.g., TEF, BTr Docs Stamp, etc.)	-	-	-
Add/Less: Adjustments (e.g., cancelled/staled checks)	18,638,237.37	-	18,638,237.37
Balance of Disbursements Authorities as of to date	0.00	38,544,350.34	38,544,350.34

Prepared by:


FARHA K. KARIM
Accountant III

Date:

Certified correct by:


MARY ANTOINETTE Z. PUNO
Department Chief Accountant

Date:

Recommending ap

Date:

AR'S ACCOUNTS PAYABLE			TOTAL	SUB-TOTAL	TRUST LIABILITIES				TOTAL					REMARKS
Fin. Exp.	CO	Sub-Total			PS	MOOE	CO	TOTAL	PS	MOOE	Fin. Exp.	CO	TOTAL	
(14)	(15)	(16=12+13+14+15)	(17=11+16)	(18=6+17)	(19)	(20)	(21)	22=19+20+21	(23)	(24)	(25)	(26)	(27=23+24+25+26)	(28)
-	246,680,568.58 216,384,474.53 30,296,094.05	255,415,682.01 217,192,163.42 38,223,518.59	1,051,052,231.21 346,013,598.25 705,038,632.96	1,126,805,257.55 352,082,697.46 774,722,560.09	-	-	-	-	68,221,856.87 60,122.73 68,161,734.14	58,134,965.31 6,817,413.96 51,317,551.35	-	1,000,448,435.37 345,205,160.77 655,243,274.60	1,126,805,257.55 352,082,697.46 774,722,560.09	
-	246,680,568.58	255,415,682.01	1,051,052,231.21	1,126,805,257.55	-	-	-	-	68,221,856.87	58,134,965.31	-	1,000,448,435.37	1,126,805,257.55	
-	1,232,591.53	2,354,025.49	47,880,773.14	55,220,956.98	-	-	-	-	8,039,293.54	2,959,391.82	-	44,222,271.62	55,220,956.98	
-	1,232,591.53	2,354,025.49	47,880,773.14	55,220,956.98	-	-	-	-	8,039,293.54	2,959,391.82	-	44,222,271.62	55,220,956.98	
-	247,913,160.11	257,769,707.50	1,098,933,004.35	1,182,026,214.53	-	-	-	-	76,261,150.41	61,094,357.13	-	1,044,670,706.99	1,182,026,214.53	

	Previous Report (As of March 2019)	This Month (April 2019)	As of Date
Total Cash Disbursement Program	103,697,310,362.00	4,802,871,000.00	108,500,181,362.00
Less: Actual Cash Disbursements	(4,294,454,500.37)	(1,126,805,257.55)	(5,421,259,757.92)
	99,402,855,861.63	3,676,065,742.45	103,078,921,604.08
Less: Notice of Transfer Allocations (NTA) Issued			(103,058,881,520.06)
(Over)/Under Spending			20,040,084.02

Approval by:

MARICHU A. PALAFOX, CESO III
Director IV, Finance Service

Approved by:

ARDELIZA R. MEDENILLA, MNSA, CESO I
Undersecretary for Support Services

Date:

CONSOLIDATED MONTHLY REPORT OF DISBURSEMENTS
For the month of April 2019

Department : Department of Public Works and Highways
Agency : National Government
Operating Unit : Central Office
Organization Code (UACS) : 180010100000
Funding Source Code (as clustered) : Fund Cluster 02 (101151/ 101152/ 101163/ 101167/ 101168)

PARTICULARS	CURRENT YEAR BUDGET					PRIOR YEAR'S ACCOUNTS PAYABLE					PRIOR YEAR'S BUDGET	
	PS	MOOE	Fin. Exp.	CO	TOTAL	PS	MOOE	Fin. Exp.	CO	Sub-Total	PS	MOOE
(1)	(2)	(3)	(4)	(5)	(6=2+3+4+5)	(7)	(8)	(9)	(10)	(11=7+8+9+10)	(12)	(13)
CASH DISBURSEMENTS												
Notice of Cash Allocation (NCA)	-	-	-	-	-	-	-	-	114,127,624.39	114,127,624.39	-	-
MDS Checks Issued	-	-	-	-	-	-	-	-	1,611,910.14	1,611,910.14	-	-
Advice to Debit Account	-	-	-	-	-	-	-	-	112,515,714.25	112,515,714.25	-	-
Notice of Transfer Allocations (NTA)	-	-	-	-	-	-	-	-	-	-	-	-
MDS Checks Issued	-	-	-	-	-	-	-	-	-	-	-	-
Advice to Debit Account	-	-	-	-	-	-	-	-	-	-	-	-
Working Fund For FAPs	-	-	-	-	-	-	-	-	1,403,849.50	1,403,849.50	-	-
Cash Disbursement Ceiling (CDC)	-	-	-	-	-	-	-	-	-	-	-	-
TOTAL CASH DISBURSEMENTS	-	-	-	-	-	-	-	-	115,531,473.89	115,531,473.89	-	-
NON-CASH DISBURSEMENTS												
Tax Remittance Advices Issued (TRA)	-	-	-	-	-	-	-	-	34,305,190.18	34,305,190.18	-	-
Non-Cash Availment Authority (NCAA)	-	-	-	222,137,003.37	222,137,003.37	-	-	-	303,528,493.94	303,528,493.94	-	-
Disbursements effected through outright deductions from claims (please specify...)	-	-	-	-	-	-	-	-	-	-	-	-
Overpayment of expenses (e.g., personnel benefits)	-	-	-	-	-	-	-	-	-	-	-	-
Restitution for loss of government property	-	-	-	-	-	-	-	-	-	-	-	-
Liquidated damages and similar claims	-	-	-	-	-	-	-	-	-	-	-	-
Others (TEF, BTr Documentary Stamp Tax, etc.)	-	-	-	-	-	-	-	-	-	-	-	-
TOTAL NON-CASH DISBURSEMENTS	-	-	-	222,137,003.37	222,137,003.37	-	-	-	337,833,684.12	337,833,684.12	-	-
GRAND TOTAL	-	-	-	222,137,003.37	222,137,003.37	-	-	-	453,365,158.01	453,365,158.01	-	-

SUMMARY:

	Previous Report (As of March 2019)	This Month (April 2019)	As of Date
Total Disbursement Authorities Received	3,092,716,002.70	734,844,354.10	3,827,560,356.80
NCA	790,949,699.00	164,313,000.00	955,262,699.00
NTA	-	-	-
Working Fund	33,070,859.93	-	33,070,859.93
TRA	181,786,434.77	44,865,856.79	226,652,291.56
CDC	-	-	-
NCAA	2,086,909,009.00	525,665,497.31	2,612,574,506.31
Less: Notice of Transfer Allocations (NTA) Issued	(45,526,202.27)	(14,235,202.32)	(59,761,404.59)
Total Disbursements Authorities Available	3,047,189,800.43	720,609,151.78	3,767,798,952.21
Less:			
Lapsed NCA	(16,473,393.01)	-	(16,473,393.01)
Disbursements *	(3,102,342,401.73)	(698,177,432.76)	(3,800,519,834.49)
Less: Other Non-Cash Disbursements	-	-	-
Disbursements effected through outright deductions from claims	-	-	-
Overpayment of expenses (e.g., personnel benefits)	-	-	-
Restitution for loss of government property	-	-	-
Liquidated damages and similar claims	-	-	-
Others (e.g., TEF, BTr Docs Stamp, etc.)	-	-	-
Add/Less: Adjustments (i.e.g., cancelled/staled checks)	96,500,000.00	-	96,500,000.00
Balance of Disbursements Authorities as of to date	24,874,005.69	22,431,719.02	47,305,724.71

Prepared by:


APRIL ROSE S. LATORRE
Accountant II

Certified correct by:


MARY ANTOINETTE Z. PUNO
Department Chief Accountant

Recommended by:

Date:

Date:

Date:

CURRENT YEAR'S ACCOUNTS PAYABLE				TOTAL	SUB-TOTAL	TRUST LIABILITIES				TOTAL					REMARKS
			PS			MOOE	CO	TOTAL	PS	MOOE	Fin. Exp.	CO	TOTAL		
Fin. Exp.	CO	Sub-Total													
(14)	(15)	(16=12+13+14+15)	(17=11+16)	(18=6+17)	(19)	(20)	(21)	22=19+20+21	(23)	(24)	(25)	(26)	(27=23+24+25+26)	(28)	
-	12,114,604.77	12,114,604.77	126,242,229.16	126,242,229.16	-	-	-	-	-	-	-	126,242,229.16	126,242,229.16		
-	11,025,060.46	11,025,060.46	12,636,970.60	12,636,970.60	-	-	-	-	-	-	-	12,636,970.60	12,636,970.60		
-	1,089,544.31	1,089,544.31	113,605,258.56	113,605,258.56	-	-	-	-	-	-	-	113,605,258.56	113,605,258.56		
-	-	-	-	-	-	-	-	-	-	-	-	-	-		
-	-	-	-	-	-	-	-	-	-	-	-	-	-		
-	-	-	1,403,849.50	1,403,849.50	-	-	-	-	-	-	-	1,403,849.50	1,403,849.50		
-	-	-	-	-	-	-	-	-	-	-	-	-	-		
-	12,114,604.77	12,114,604.77	127,646,078.66	127,646,078.66	-	-	-	-	-	-	-	127,646,078.66	127,646,078.66		
-	10,560,666.61	10,560,666.61	44,865,856.79	44,865,856.79	-	-	-	-	-	-	-	44,865,856.79	44,865,856.79		
-	-	-	303,528,493.94	525,665,497.31	-	-	-	-	-	-	-	525,665,497.31	525,665,497.31		
-	-	-	-	-	-	-	-	-	-	-	-	-	-		
-	-	-	-	-	-	-	-	-	-	-	-	-	-		
-	-	-	-	-	-	-	-	-	-	-	-	-	-		
-	10,560,666.61	10,560,666.61	348,394,350.73	570,531,354.10	-	-	-	-	-	-	-	570,531,354.10	570,531,354.10		
-	22,675,271.38	22,675,271.38	476,040,429.39	698,177,432.76	-	-	-	-	-	-	-	698,177,432.76	698,177,432.76		
-	-	-	-	-	-	-	-	-	-	-	-	-	-		

Total Disbursements Program
Less: Actual Disbursements

Previous Report
(As of March 2019)
778,494,356.66
(737,146,957.96)

This Month
(April 2019)
150,077,797.68
(127,646,078.66)

As of Date
928,572,154.34
(864,793,036.62)

41,347,398.70

22,431,719.02

63,779,117.72

approval by:

MARICHU A. PALAFOX, CESO III
Director IV, Finance Service

Approved by:

ARDELIZA R. MEDENILLA, MNSA, CESO I
Undersecretary for Support Services

Date:

CONSOLIDATED MONTHLY REPORT OF DISE
For the month of April 2019

Department : Department of Public Works and Highways
Agency : National Government
Operating Unit : Central Office
Organization Code (UACS) : 180010100000
Funding Source Code (as clustered) : Fund Cluster 03 (104358/ F104359/ 104360)

PARTICULARS	CURRENT YEAR BUDGET					PRIOR YEAR'S ACCOUNTS PAYABLE					PRIOR YEAR'S BUDGET	
	PS	MOOE	Fin. Exp.	CO	TOTAL	PS	MOOE	Fin. Exp.	CO	Sub-Total	PS	MOOE
	(2)	(3)	(4)	(5)	(6=2+3+4+5)	(7)	(8)	(9)	(10)	(11=7+8+9+10)	(12)	(13)
(1)	(2)	(3)	(4)	(5)	(6=2+3+4+5)	(7)	(8)	(9)	(10)	(11=7+8+9+10)	(12)	(13)
CASH DISBURSEMENTS												
Notice of Cash Allocation (NCA)	-	-	-	-	-	-	-	-	-	-	-	-
MDS Checks Issued	-	-	-	-	-	-	-	-	-	-	-	-
Advice to Debit Account	-	-	-	-	-	-	-	-	-	-	-	-
Notice of Transfer Allocations (NTA)	-	-	-	-	-	-	-	-	-	-	-	-
MDS Checks Issued	-	-	-	-	-	-	-	-	-	-	-	-
Advice to Debit Account	-	-	-	-	-	-	-	-	-	-	-	-
Working Fund For FAPs	-	-	-	-	-	-	-	-	-	-	-	-
Cash Disbursement Ceiling (CDC)	-	-	-	-	-	-	-	-	-	-	-	-
TOTAL CASH DISBURSEMENTS												
NON-CASH DISBURSEMENTS												
Tax Remittance Advices Issued (TRA)	-	-	-	-	-	-	-	-	-	-	-	-
Non-Cash Availment Authority (NCAA)	-	-	-	-	-	-	-	-	-	-	-	-
Disbursements effected through outright deductions from claims (please specify...)	-	-	-	-	-	-	-	-	-	-	-	-
Overpayment of expenses (e.g., personnel benefits)	-	-	-	-	-	-	-	-	-	-	-	-
Restitution for loss of government property	-	-	-	-	-	-	-	-	-	-	-	-
Liquidated damages and similar claims	-	-	-	-	-	-	-	-	-	-	-	-
Others (TEF, BTr Documentary Stamp Tax, etc.)	-	-	-	-	-	-	-	-	-	-	-	-
TOTAL NON-CASH DISBURSEMENTS												
GRAND TOTAL												

SUMMARY:

Total Disbursement Authorities Received

NCA
NTA
Working Fund
TRA
CDC
NCAA

Less: Notice of Transfer Allocations (NTA) Issued

Total Disbursements Authorities Available

Less:

Lapsed NCA
Disbursements *

Less: Other Non-Cash Disbursements

Disbursements effected through outright deductions from claims
Overpayment of expenses (e.g., personnel benefits)
Restitution for loss of government property
Liquidated damages and similar claims
Others (e.g., TEF, BTr Docs Stamp, etc.)

Add/Less: Adjustments (e.g., cancelled/staled checks)

Balance of Disbursements Authorities as of to date

	Previous Report (March 2019)	This Month (April 2019)	As of Date
	963,493,187.08	3,522,668.57	967,015,855.65
	954,155,032.00	-	954,155,032.00
			-
	9,338,155.08	3,522,668.57	12,860,823.65
			-
	(684,220,202.47)	-	(684,220,202.47)
	279,272,984.61	3,522,668.57	282,795,653.18
			(0.90)
	(0.90)	-	(0.90)
	(279,272,983.71)	(3,522,668.57)	(282,795,652.28)
	-	-	-
	-	-	-
	-	-	-
	-	-	-
	-	-	-
	(0.00)	-	(0.00)

Prepared by:

JACQUELINE TOLENTINO
Accountant II

Date:

Certified correct by:

MARY ANTOINETTE Z. PUNO
Department Chief Accountant

Date:

Recommen

Date:

	Previous Report (March 2019)	This Month (April 2019)	As of Date
Total Disbursements Program	269,934,829.53	-	269,934,829.53
Less: Actual Disbursements	(269,934,828.63)	-	(269,934,828.63)
	0.90	-	0.90



5/31

Date:

CONSOLIDATED MONTHLY REPORT OF DISBUR
For the month of April 2019


Department : Department of Public Works and Highways
Agency : National Government
Operating Unit : Central Office
Organization Code (UACS) : 180010100000
Funding Source Code (as clustered) : Fund Cluster 07 (308601)

PARTICULARS	CURRENT YEAR BUDGET					PRIOR YEAR'S ACCOUNTS PAYABLE					PRIOR YEAR'S BUDGET	
	PS	MOOE	Fin. Exp.	CO	TOTAL	PS	MOOE	Fin. Exp.	CO	Sub-Total	PS	MOOE
	(2)	(3)	(4)	(5)	(6=2+3+4+5)	(7)	(8)	(9)	(10)	(11=7+8+9+10)	(12)	(13)
(1)	(2)	(3)	(4)	(5)	(6=2+3+4+5)	(7)	(8)	(9)	(10)	(11=7+8+9+10)	(12)	(13)
CASH DISBURSEMENTS												
Notice of Cash Allocation (NCA)	-	-	-	-	-	-	-	-	-	-	-	-
MDS Checks Issued	-	-	-	-	-	-	-	-	-	-	-	-
Advice to Debit Account	-	-	-	-	-	-	-	-	-	-	-	-
Notice of Transfer Allocations (NTA)	-	-	-	-	-	-	-	-	-	-	-	-
MDS Checks Issued	-	-	-	-	-	-	-	-	-	-	-	-
Advice to Debit Account	-	-	-	-	-	-	-	-	-	-	-	-
Working Fund For FAPs	-	-	-	-	-	-	-	-	-	-	-	-
Cash Disbursement Ceiling (CDC)	-	-	-	-	-	-	-	-	-	-	-	-
TOTAL CASH DISBURSEMENTS	-	-	-	-	-	-	-	-	-	-	-	-
NON-CASH DISBURSEMENTS												
Tax Remittance Advices Issued (TRA)	-	-	-	-	-	-	-	-	-	-	-	-
Non-Cash Availment Authority (NCAA)	-	-	-	-	-	-	-	-	-	-	-	-
Disbursements effected through outright deductions from claims (please specify...)	-	-	-	-	-	-	-	-	-	-	-	-
Overpayment of expenses (e.g., personnel benefits)	-	-	-	-	-	-	-	-	-	-	-	-
Restitution for loss of government property	-	-	-	-	-	-	-	-	-	-	-	-
Liquidated damages and similar claims	-	-	-	-	-	-	-	-	-	-	-	-
Others (TEF, BTr Documentary Stamp Tax, etc.)	-	-	-	-	-	-	-	-	-	-	-	-
TOTAL NON-CASH DISBURSEMENTS	-	-	-	-	-	-	-	-	-	-	-	-
GRAND TOTAL	-	-	-	-	-	-	-	-	-	-	-	-

SUMMARY:

	Previous Report (March 2019)	This Month (April 2019)	As of Date
Total Disbursement Authorities Received	1,950,000,000.00	120,000,000.00	2,070,000,000.00
NCA	1,950,000,000.00	120,000,000.00	2,070,000,000.00
NTA	-	-	-
Working Fund	-	-	-
TRA	-	-	-
CDC	-	-	-
NCAA	-	-	-
Less: Notice of Transfer Allocations (NTA) Issued	(1,864,462,598.58)	(38,214,241.27)	(1,902,676,839.85)
Total Disbursements Authorities Available	85,537,401.42	81,785,758.73	167,323,160.15
Less:			
Lapsed NCA Disbursements *	(76,763,187.62)	-	(76,763,187.62)
Less: Other Non-Cash Disbursements	-	-	-
Disbursements effected through outright deductions from claims	-	-	-
Overpayment of expenses (e.g., personnel benefits)	-	-	-
Restitution for loss of government property	-	-	-
Liquidated damages and similar claims	-	-	-
Others (e.g., TEF, BTr Docs Stamp, etc.)	-	-	-
Add/Less: Adjustments (i.e.g., cancelled/staled checks)	8,774,213.80	81,785,758.73	90,559,972.53
Balance of Disbursements Authorities as of to date			

Prepared by:


JACQUELINE TOLENTINO
Accountant II

Date:

Certified correct by:


MARY ANTOINETTE Z. PUNO
Department Chief Accountant

Date:

Recommending a

Date:

Total Disbursements Program
Less: Actual Disbursements

Previous Report
(March 2019)

This Month
(April 2019)

As of Date

(76,763,187.62)

(76,763,187.62)

(76,763,187.62)

(76,763,187.62)

Approval by:

MARICHU A. PALAFOX, CESO III
Director IV, Finance Service

Approved by:

ARDELIZA R. MEDENILLA, MNSA, CESO I
Undersecretary for Support Services

Date:

Department : Department of Public Works and Highways
Agency : National Government
Operating Unit : Nationwide
Organization Code (UACS) :
Funding Source Code (as clustered) : ALL FUNDS

PARTICULARS	CURRENT YEAR BUDGET					PRIOR YEAR'S ACCOUNTS PAYABLE					CURRENT YEAR'S ACTUALS		
	PS	MOOE	Fin. Exp.	CO	TOTAL	PS	MOOE	Fin. Exp.	CO	Sub-Total	PS	MOOE	Fin. Exp.
	(2)	(3)	(4)	(5)	(6=2+3+4+5)	(7)	(8)	(9)	(10)	(11=7+8+9+10)	(12)	(13)	(14)
CASH DISBURSEMENTS													
Notice of Cash Allocation	676,475,981.72	290,777,352.48	-	52,524,497.29	1,019,777,831.49	1,429,765.77	288,711,884.13	-	17,147,769,126.23	17,809,094,690.90	-	18,419,650.63	-
MDS Checks Issued	133,691,229.68	96,115,264.12	-	1,127,653.07	230,934,146.87	-	-	-	-	371,183,914.77	-	2,626,785.32	-
Central Office	60,122.73	6,008,976.48	-	-	6,069,099.21	-	748.59	-	130,432,596.38	130,433,344.97	-	807,688.89	-
NCR	5,906,341.73	5,349,573.73	-	9,446.11	11,265,361.57	47,702.04	-	-	115,248.63	162,950.67	-	90,065.87	-
CAR	4,478,028.39	2,609,860.80	-	-	7,087,889.19	-	31,205.51	-	1,368,417.28	1,399,622.79	-	8,950.14	-
Region I	2,538,173.18	3,414,472.97	-	-	5,952,646.15	-	-	-	6,856,043.14	6,856,043.14	-	101,241.74	-
Region II	961,032.73	59,094.92	-	-	1,020,127.65	-	-	-	4,105,919.00	4,105,919.00	-	11,641.63	-
Region III	17,849,521.35	2,333,830.36	-	23,374.61	20,206,726.32	-	-	-	767,043.38	767,043.38	-	86,503.13	-
Region IV-A	8,318,365.92	7,026,979.30	-	314,344.66	15,659,689.88	40,580.17	310,376.32	-	1,175,006.56	1,525,963.05	-	4,437.73	-
Region IV-B	6,005,083.25	1,556,127.31	-	-	7,561,210.56	-	537,116.87	-	5,642,070.41	6,179,187.28	-	-	-
Region V	7,655,158.01	705,161.92	-	11,863.01	8,372,182.94	12,259.52	1,950.00	-	218,128.26	232,337.78	-	61,415.00	-
Region VI	7,429,057.46	11,114,120.34	-	-	18,543,177.80	-	-	-	2,655,278.67	2,655,278.67	-	120,497.46	-
Region VII	20,931,265.06	28,098,503.40	-	-	49,029,768.46	42,908.99	1,547,968.90	-	76,059,318.40	77,650,196.29	-	602,026.46	-
Region VIII	21,728,734.01	15,456,106.72	-	424,505.27	37,609,346.00	311,404.82	8,800.00	-	1,458,913.85	1,779,118.67	-	553,219.26	-
Region IX	936,365.25	165,294.09	-	-	1,101,659.34	-	483,846.90	-	1,393,387.57	1,877,234.47	-	-	-
Region X	5,345,930.38	619,990.80	-	-	5,965,921.18	1,250.00	-	-	12,072,828.88	12,074,078.88	-	13,041.86	-
Region XI	7,319,283.94	744,502.56	-	332,476.64	8,396,263.14	-	3,107,994.56	-	13,612,023.22	16,720,017.78	-	97,410.34	-
Region XII	10,060,878.39	2,946,079.82	-	-	13,006,958.21	-	625,077.42	-	104,929,144.67	105,554,222.09	-	28,374.28	-
Region XIII	6,167,887.90	7,906,588.60	-	11,642.77	14,086,119.27	-	31,774.32	-	1,179,581.54	1,211,355.86	-	40,271.53	-
Advice to Debit Account	542,784,752.04	194,662,088.36	-	51,396,844.22	788,843,684.62	1,429,765.77	288,711,884.13	-	17,147,769,126.23	17,437,910,776.13	-	15,792,865.31	-
Central Office	68,158,025.08	1,525,902.05	-	-	69,683,927.13	3,709.06	41,864,224.76	-	737,462,894.80	779,330,828.62	-	7,927,424.54	-
NCR	21,517,346.37	8,562,720.72	-	974.42	30,081,041.51	195,976.19	2,120,396.92	-	56,569,969.30	58,886,342.41	-	192,382.12	-
CAR	32,872,366.86	18,218,876.03	-	-	51,091,242.89	-	12,312,917.46	-	517,124,433.96	529,437,351.42	-	565,589.47	-
Region I	34,377,847.94	15,409,819.00	-	-	49,787,666.94	230.80	8,788,510.59	-	1,241,908,096.59	1,250,696,837.98	-	338,637.84	-
Region II	36,689,145.68	7,353,748.73	-	-	44,042,894.41	64,007.23	34,203,395.85	-	467,061,785.71	501,329,188.79	-	481,567.56	-
Region III	36,095,608.47	14,084,064.83	-	2,426,315.58	52,605,988.88	-	31,549,446.71	-	2,055,096,562.34	2,086,646,009.05	-	60,611.01	-
Region IV-A	35,626,201.57	13,849,749.48	-	629,775.43	50,105,726.48	-	24,045,194.25	-	1,241,689,340.80	1,265,734,535.05	-	583,604.67	-
Region IV-B	25,230,122.82	1,982,953.45	-	744,488.36	27,957,564.63	-	7,369,626.13	-	1,143,871,623.97	1,151,241,250.10	-	92,799.98	-
Region V	38,236,178.94	4,198,745.17	-	178,372.81	42,613,296.92	6,916.68	9,225,725.13	-	175,441,354.04	184,673,995.85	-	414,477.90	-
Region VI	40,166,582.02	43,181,040.52	-	-	83,347,622.54	551,871.72	30,348,411.16	-	1,196,633,982.35	1,227,534,265.23	-	378,250.54	-
Region VII	24,031,285.84	4,345,339.79	-	47,416,917.62	75,793,543.25	5,754.01	16,918,636.68	-	281,646,421.09	298,570,811.78	-	309,445.00	-
Region VIII	17,516,241.96	15,680,672.79	-	-	33,196,914.75	38,539.08	14,669,632.70	-	851,912,163.53	866,620,335.31	-	33,830.98	-
Region IX	30,426,207.96	5,154,550.70	-	-	35,580,758.66	352,584.97	4,346,792.60	-	91,020,638.59	95,720,016.16	-	-	-
Region X	29,389,010.48	16,353,340.36	-	-	45,742,350.84	34,143.21	13,885,860.63	-	4,989,228,647.23	5,003,148,651.07	-	1,044,228.98	-
Region XI	23,550,659.81	16,336,170.75	-	-	39,886,830.56	85.36	11,349,955.70	-	679,597,862.28	690,947,903.34	-	242,700.63	-
Region XII	23,094,379.83	7,634,660.88	-	-	30,729,040.71	175,447.46	25,595,243.50	-	1,140,662,079.15	1,166,432,770.11	-	2,852,609.33	-
Region XIII	25,807,540.41	789,733.11	-	-	26,597,273.52	500.00	117,913.36	-	280,841,270.50	280,959,683.86	-	274,704.76	-
Notice of Transfer of Allocation	1,516,388.11	22,100,889.94	-	779,164.00	24,396,442.05	-	22,765,009.20	-	623,933,522.59	646,698,531.79	-	1,656,997.09	-
MDS Checks Issued	700,404.29	15,877,105.53	-	-	16,577,509.82	-	395,336.11	-	6,471,223.33	6,866,559.44	-	103,356.94	-
Central Office	-	-	-	-	-	-	-	-	-	-	-	-	-
NCR	700,404.29	15,877,105.53	-	-	16,577,509.82	-	395,336.11	-	6,471,223.33	6,866,559.44	-	103,356.94	-
CAR	-	-	-	-	-	-	-	-	-	-	-	-	-
Region I	-	-	-	-	-	-	-	-	-	-	-	-	-
Region II	-	-	-	-	-	-	-	-	-	-	-	-	-
Region III	-	-	-	-	-	-	-	-	-	-	-	-	-
Region IV-A	-	-	-	-	-	-	-	-	-	-	-	-	-
Region IV-B	-	-	-	-	-	-	-	-	-	-	-	-	-
Region V	-	-	-	-	-	-	-	-	-	-	-	-	-
Region VI	-	-	-	-	-	-	-	-	-	-	-	-	-
Region VII	-	-	-	-	-	-	-	-	-	-	-	-	-
Region VIII	-	-	-	-	-	-	-	-	-	-	-	-	-
Region IX	-	-	-	-	-	-	-	-	-	-	-	-	-
Region X	-	-	-	-	-	-	-	-	-	-	-	-	-
Region XI	-	-	-	-	-	-	-	-	-	-	-	-	-
Region XII	-	-	-	-	-	-	-	-	-	-	-	-	-
Region XIII	-	-	-	-	-	-	-	-	-	-	-	-	-
Advice to Debit Account	815,983.82	6,223,784.41	-	779,164.00	7,818,932.23	-	22,369,673.09	-	617,462,299.26	639,831,972.35	-	1,553,640.15	-
Central Office	-	-	-	-	-	-	-	-	-	-	-	-	-
NCR	815,983.82	6,223,784.41	-	779,164.00	7,818,932.23	-	22,369,673.09	-	615,158,063.37	637,527,736.46	-	1,553,640.15	-
CAR	-	-	-	-	-	-	-	-	-	-	-	-	-
Region I	-	-	-	-	-	-	-	-	-	-	-	-	-
Region II	-	-	-	-	-	-	-	-	-	-	-	-	-
Region III	-	-	-	-	-	-	-	-	-	-	-	-	-
Region IV-A	-	-	-	-	-	-	-	-	-	-	-	-	-
Region IV-B	-	-	-	-	-	-	-	-	-	-	-	-	-
Region V	-	-	-	-	-	-	-	-	-	-	-	-	-
Region VI	-	-	-	-	-	-	-	-	-	-	-	-	-
Region VII	-	-	-	-	-	-	-	-	-	-	-	-	-
Region VIII	-	-	-	-	-	-	-	-	-	-	-	-	-
Region IX	-	-	-	-	-	-	-	-	-	-	-	-	-
Region X	-	-	-	-	-	-	-	-	-	-	-	-	-
Region XI	-	-	-	-	-	-	-	-	2,304,235.89	2,304,235.89	-	-	-
Region XII	-	-	-	-	-	-	-	-	-	-	-	-	-
Region XIII	-	-	-	-	-	-	-	-	-	-	-	-	-
WORKING FUND For FAPS	-	-	-	-	-	-	-	-	1,403,849.50	1,403,849.50	-	-	-
Central Office	-	-	-	-	-	-	-	-	1,403,849.50	1,403,849.50	-	-	-
NCR	-	-	-	-	-	-	-	-	-	-	-	-	-
CAR	-	-	-	-	-	-	-	-	-	-	-	-	-
Region I	-	-	-	-	-	-	-	-	-	-	-	-	-
Region II	-	-	-	-	-	-	-	-	-	-	-	-	-
Region III	-	-	-	-	-	-	-	-	-	-	-	-	-
Region IV-A	-	-	-	-	-	-	-	-	-	-	-	-	-
Region IV-B	-	-	-	-	-	-	-	-	-	-	-	-	-
Region V	-	-	-	-	-	-	-	-	-	-	-	-	-
Region VI	-	-	-	-	-	-	-	-	-	-	-	-	-
Region VII	-	-	-	-	-	-	-	-	-	-	-	-	-
Region VIII	-	-	-	-	-	-	-	-	-	-	-	-	-
Region IX	-	-	-	-	-	-	-	-	-	-	-	-	-
Region X	-	-	-	-	-	-	-	-	-	-	-	-	-
Region XI	-	-	-	-	-	-	-	-	-	-	-	-	-
Region XII	-	-	-	-	-	-	-	-	-	-	-	-	-
Region XIII	-	-	-	-	-	-	-	-	-	-	-	-	-
TOTAL CASH DISBURSEMENTS	677,992,369.83	312,878,242.42	-	53,303,661.29	1,044,174,273.54	1,429,765.77	311,476,893.33	-	17,773,106,498.32	18,457,197,072.19	-	20,076,647.72	-

[illegible]

NON-CASH DISBURSEMENTS												
Tax Remittance Advices Issued (TR)												
	34,324,943.12	4,155,252.08	-	3,318,568.76	41,798,763.96	291,324.04	26,523,465.72	-	1,322,002,982.24	1,348,817,772.00	767,773.29	540,167.63
Central Office	7,271,520.25	68,663.59	-	-	7,340,183.84	-	2,537,067.56	-	80,817,538.84	83,354,606.40	767,773.29	353,660.67
NCR	994,967.62	353,057.27	-	16,649.82	1,364,674.71	-	1,613,089.16	-	50,522,621.61	52,135,710.77	-	54,473.26
CAR	1,725,204.57	152,939.65	-	-	1,878,144.22	22,891.00	711,948.94	-	43,431,776.26	44,166,616.20	-	28,172.92
Region I	1,488,591.27	606,994.60	-	-	2,095,585.87	-	490,361.66	-	72,115,907.24	72,606,268.90	-	4,862.05
Region II	1,901,120.19	73,252.38	-	-	1,974,372.57	-	8,184,990.95	-	28,117,548.12	36,302,539.07	-	7,761.62
Region III	2,148,771.76	201,427.76	-	135,008.61	2,485,208.13	-	2,079,926.53	-	147,742,694.45	149,822,620.98	-	8,774.40
Region IV-A	2,064,140.93	398,057.20	-	3,509.17	2,465,707.30	-	1,141,027.32	-	77,530,727.48	78,671,754.80	-	4,560.32
Region IV-B	1,556,800.46	1,177.64	-	558.02	1,558,536.12	-	573,809.56	-	80,251,908.98	80,825,718.54	-	498.26
Region V	2,292,188.57	119,210.85	-	448.14	2,411,847.56	-	1,171,089.90	-	29,210,237.13	30,381,327.03	-	7,462.96
Region VI	1,670,513.85	129,990.89	-	-	1,800,504.74	-	1,706,008.08	-	78,908,922.40	80,614,930.48	-	1,023.05
Region VII	1,987,392.78	139,897.04	-	3,161,127.84	5,288,417.66	7,774.76	1,305,772.33	-	29,840,641.43	31,154,188.52	-	15,402.89
Region VIII	1,338,533.70	1,156,341.68	-	-	2,494,875.38	-	384,240.95	-	56,047,900.98	56,432,141.93	-	1,966.37
Region IX	1,319,256.59	131,275.82	-	-	1,450,532.41	125,467.30	112,376.56	-	8,927,527.96	9,165,371.82	-	5,068.36
Region X	1,594,526.05	309,292.02	-	-	1,903,818.07	1,359.98	984,209.82	-	319,852,223.94	320,837,793.74	-	126.46
Region XI	1,529,568.84	77,968.37	-	-	1,607,537.21	-	730,422.17	-	44,686,127.61	45,416,549.78	-	27,619.15
Region XII	1,874,217.00	227,906.14	-	-	2,102,123.14	-	1,697,344.43	-	81,370,208.19	83,067,552.62	-	18,734.89
Region XIII	1,567,628.69	7,799.18	-	1,267.16	1,576,695.03	133,831.00	1,099,779.80	-	92,628,469.62	93,862,080.42	-	-
Non-Cash Availment Authority (NC)	-	-	-	222,137,003.37	222,137,003.37	-	-	-	303,528,493.94	303,528,493.94	-	-
Central Office	-	-	-	222,137,003.37	222,137,003.37	-	-	-	303,528,493.94	303,528,493.94	-	-
NCR	-	-	-	-	-	-	-	-	-	-	-	-
CAR	-	-	-	-	-	-	-	-	-	-	-	-
Region I	-	-	-	-	-	-	-	-	-	-	-	-
Region II	-	-	-	-	-	-	-	-	-	-	-	-
Region III	-	-	-	-	-	-	-	-	-	-	-	-
Region IV-A	-	-	-	-	-	-	-	-	-	-	-	-
Region IV-B	-	-	-	-	-	-	-	-	-	-	-	-
Region V	-	-	-	-	-	-	-	-	-	-	-	-
Region VI	-	-	-	-	-	-	-	-	-	-	-	-
Region VII	-	-	-	-	-	-	-	-	-	-	-	-
Region VIII	-	-	-	-	-	-	-	-	-	-	-	-
Region IX	-	-	-	-	-	-	-	-	-	-	-	-
Region X	-	-	-	-	-	-	-	-	-	-	-	-
Region XI	-	-	-	-	-	-	-	-	-	-	-	-
Region XII	-	-	-	-	-	-	-	-	-	-	-	-
Region XIII	-	-	-	-	-	-	-	-	-	-	-	-
Disbursements effected through outright deductions from claims (please specify...)												
Overpayment of expenses (e.g.,	-	-	-	-	-	-	-	-	-	-	-	-
Central Office	-	-	-	-	-	-	-	-	-	-	-	-
NCR	-	-	-	-	-	-	-	-	-	-	-	-
CAR	-	-	-	-	-	-	-	-	-	-	-	-
Region I	-	-	-	-	-	-	-	-	-	-	-	-
Region II	-	-	-	-	-	-	-	-	-	-	-	-
Region III	-	-	-	-	-	-	-	-	-	-	-	-
Region IV-A	-	-	-	-	-	-	-	-	-	-	-	-
Region IV-B	-	-	-	-	-	-	-	-	-	-	-	-
Region V	-	-	-	-	-	-	-	-	-	-	-	-
Region VI	-	-	-	-	-	-	-	-	-	-	-	-
Region VII	-	-	-	-	-	-	-	-	-	-	-	-
Region VIII	-	-	-	-	-	-	-	-	-	-	-	-
Region IX	-	-	-	-	-	-	-	-	-	-	-	-
Region X	-	-	-	-	-	-	-	-	-	-	-	-
Region XI	-	-	-	-	-	-	-	-	-	-	-	-
Region XII	-	-	-	-	-	-	-	-	-	-	-	-
Region XIII	-	-	-	-	-	-	-	-	-	-	-	-
Restitution for loss of government property												
Central Office	-	-	-	-	-	-	-	-	-	-	-	-
NCR	-	-	-	-	-	-	-	-	-	-	-	-
CAR	-	-	-	-	-	-	-	-	-	-	-	-
Region I	-	-	-	-	-	-	-	-	-	-	-	-
Region II	-	-	-	-	-	-	-	-	-	-	-	-
Region III	-	-	-	-	-	-	-	-	-	-	-	-
Region IV-A	-	-	-	-	-	-	-	-	-	-	-	-
Region IV-B	-	-	-	-	-	-	-	-	-	-	-	-
Region V	-	-	-	-	-	-	-	-	-	-	-	-
Region VI	-	-	-	-	-	-	-	-	-	-	-	-
Region VII	-	-	-	-	-	-	-	-	-	-	-	-
Region VIII	-	-	-	-	-	-	-	-	-	-	-	-
Region IX	-	-	-	-	-	-	-	-	-	-	-	-
Region X	-	-	-	-	-	-	-	-	-	-	-	-
Region XI	-	-	-	-	-	-	-	-	-	-	-	-
Region XII	-	-	-	-	-	-	-	-	-	-	-	-
Region XIII	-	-	-	-	-	-	-	-	-	-	-	-
Liquidated damages and similar claims												
Central Office	-	-	-	-	-	-	-	-	-	-	-	-
NCR	-	-	-	-	-	-	-	-	-	-	-	-
CAR	-	-	-	-	-	-	-	-	-	-	-	-
Region I	-	-	-	-	-	-	-	-	-	-	-	-
Region II	-	-	-	-	-	-	-	-	-	-	-	-
Region III	-	-	-	-	-	-	-	-	-	-	-	-
Region IV-A	-	-	-	-	-	-	-	-	-	-	-	-
Region IV-B	-	-	-	-	-	-	-	-	-	-	-	-
Region V	-	-	-	-	-	-	-	-	-	-	-	-
Region VI	-	-	-	-	-	-	-	-	-	-	-	-
Region VII	-	-	-	-	-	-	-	-	-	-	-	-
Region VIII	-	-	-	-	-	-	-	-	-	-	-	-
Region IX	-	-	-	-	-	-	-	-	-	-	-	-
Region X	-	-	-	-	-	-	-	-	-	-	-	-
Region XI	-	-	-	-	-	-	-	-	-	-	-	-
Region XII	-	-	-	-	-	-	-	-	-	-	-	-
Region XIII	-	-	-	-	-	-	-	-	-	-	-	-
Others (TEF, BTr Documentary Stamp Tax, etc.)												
Central Office	-	-	-	-	-	-	-	-	-	-	-	-
NCR	-	-	-	-	-	-	-	-	-	-	-	-
CAR	-	-	-	-	-	-	-	-	-	-	-	-
Region I	-	-	-	-	-	-	-	-	-	-	-	-
Region II	-	-	-	-	-	-	-	-	-	-	-	-
Region III	-	-	-	-	-	-	-	-	-	-	-	-
Region IV-A	-	-	-	-	-	-	-	-	-	-	-	-
Region IV-B	-	-	-	-	-	-	-	-	-	-	-	-
Region V	-	-	-	-	-	-	-	-	-	-	-	-
Region VI	-	-	-	-	-	-	-	-	-	-	-	-
Region VII	-	-	-	-	-	-	-	-	-	-	-	-
Region VIII	-	-	-	-	-	-	-	-	-	-	-	-
Region IX	-	-	-	-	-	-	-	-	-	-	-	-
Region X	-	-	-	-	-	-	-	-	-	-	-	-
Region XI	-	-	-	-	-	-	-	-	-	-	-	-
Region XII	-	-	-	-	-	-	-	-	-	-	-	-
Region XIII	-	-	-	-	-	-	-	-	-	-	-	-
TOTAL NON-CASH DISBURSEMENTS	34,324,943.12	4,155,252.08	-	225,455,572.13	263,935,767.33	291,324.04	26,523,465.72	-	1,625,531,476.18	1,652,346,265.94	767,773.29	540,167.63

21,692,121.60	23,000,062.52	1,675,346,328.46	1,939,282,095.79	222,531.81	-	15,651,422.85	15,873,954.66	35,606,572.26	31,218,885.43	-	1,888,330,592.76	1,955,156,050.45
---------------	---------------	------------------	------------------	------------	---	---------------	---------------	---------------	---------------	---	------------------	------------------

3.06	44,402,040.91	-	1,253,645,373.46	1,298,051,123.43	767,773.29	9,088,774.10	-	670,937,405.66	692,321,994.30	20,801,865,332.43	22,109,975,373.30	6,012,580.35	23,047.57	217,708,693.83	223,744,321.75	721,274,861.94	682,360,575.86	-	1,746,370,808.82	1,883,726,315.86		
3.23	26,498,495.28	-	728,837,126.24	755,579,299.75	-	1,993,918.34	-	270,588,431.49	280,444,978.88	1,578,496,102.31	1,883,726,315.86	-	-	-	-	76,261,150.41	61,094,357.13	-	1,746,370,808.82	1,883,726,315.86		
1.00	13,056,071.91	-	561,924,627.50	575,003,590.41	-	602,712.53	-	34,854,075.58	36,847,993.92	792,427,293.67	859,534,813.51	-	-	573,038.75	573,038.75	30,178,722.06	64,858,655.28	-	1,746,370,808.82	1,883,726,315.86		
3.80	9,278,872.25	-	1,320,880,046.97	1,330,159,150.02	-	444,741.63	-	17,406,589.48	18,009,302.01	593,012,892.42	653,070,168.72	-	-	-	-	39,098,490.82	34,640,460.92	-	1,746,370,808.82	1,883,726,315.86		
7.23	42,388,386.80	-	499,285,252.83	541,737,646.86	-	500,970.81	-	60,726,143.32	61,170,884.95	1,391,330,034.97	1,449,165,933.93	-	-	8,535.63	8,535.63	38,404,843.19	29,154,900.45	-	1,746,370,808.82	1,883,726,315.86		
-	33,629,373.24	-	2,203,606,300.17	2,237,235,673.41	-	155,888.54	-	14,734,682.40	14,734,682.40	556,472,329.26	603,509,723.89	-	-	-	-	41,432.64	50,375,453.64	-	1,746,370,808.82	1,883,726,315.86		
1.17	25,496,597.89	-	1,320,395,074.84	1,345,932,252.90	-	592,602.72	-	43,000,382.93	43,156,271.47	2,280,391,944.88	2,355,689,868.21	-	-	267,578.61	267,578.61	56,093,901.58	50,404,584.73	-	1,746,370,808.82	1,883,726,315.86		
-	8,480,552.56	-	1,229,765,603.36	1,238,246,155.92	-	93,298.24	-	26,950,962.91	27,543,565.63	1,373,475,818.53	1,441,706,942.19	1,486,349.90	23,047.57	45,468,446.15	46,977,843.62	47,535,638.49	47,387,034.16	-	1,746,370,808.82	1,883,726,315.86		
3.20	10,398,765.03	-	204,869,719.43	215,287,660.66	-	483,355.86	-	7,811,588.98	7,904,887.22	1,246,151,043.14	1,283,228,354.45	-	-	-	-	32,792,006.53	12,114,109.20	-	1,746,370,808.82	1,883,726,315.86		
1.72	32,054,419.24	-	1,278,198,183.42	1,310,804,474.38	-	499,771.05	-	8,856,790.94	9,340,146.80	224,627,807.46	278,025,134.88	475,511.00	-	55,482,982.15	55,958,493.15	48,678,212.72	15,905,238.83	-	1,746,370,808.82	1,883,726,315.86		
7.76	19,772,377.91	-	387,546,380.92	407,375,196.59	-	926,874.35	-	37,635,134.67	38,134,905.72	1,348,939,380.10	1,452,630,685.18	-	-	-	-	49,818,025.05	86,979,342.04	-	1,746,370,808.82	1,883,726,315.86		
3.90	15,062,673.65	-	909,418,978.36	924,831,595.91	-	589,016.61	-	32,383,954.73	33,310,829.08	440,686,025.67	570,797,755.04	-	-	-	-	47,006,381.44	53,282,992.49	-	1,746,370,808.82	1,883,726,315.86		
2.27	4,943,016.06	-	101,341,554.12	106,762,622.45	-	-	-	11,328,392.93	11,917,409.54	936,749,005.45	1,010,050,141.58	-	-	33,479,738.53	33,479,738.53	40,933,453.57	47,944,811.45	-	1,746,370,808.82	1,883,726,315.86		
3.19	14,870,070.45	-	5,321,153,700.05	5,336,060,523.69	-	1,062,339.20	-	1,001,838.48	1,001,838.48	107,764,460.93	145,897,411.34	-	-	-	-	33,159,882.07	10,394,136.67	-	1,746,370,808.82	1,883,726,315.86		
5.36	15,188,372.43	-	740,200,249.00	755,388,706.79	-	340,237.43	-	55,409,162.09	56,471,501.29	5,392,532,024.98	5,446,144,115.07	-	-	130,817.27	130,817.27	36,366,220.10	33,215,032.83	-	1,746,370,808.82	1,883,726,315.86		
7.46	27,917,665.35	-	1,326,961,432.01	1,355,054,544.82	-	2,908,602.76	-	16,424,645.22	16,764,882.65	772,153,589.44	822,044,220.35	-	-	35,393,145.68	35,393,145.68	32,399,597.95	32,687,251.54	-	1,746,370,808.82	1,883,726,315.86		
1.00	1,249,467.48	-	374,649,321.66	376,033,120.14	-	333,711.18	-	20,581,140.67	23,489,743.43	1,378,544,288.25	1,424,382,410.31	-	-	42,264,522.79	42,264,522.79	35,204,922.68	41,634,914.95	-	1,746,370,808.82	1,883,726,315.86		
		-			-		-	11,744,459.65	12,078,170.83	388,111,290.97	430,371,378.79	4,050,719.45	-	3,484,146.70	7,534,866.15	37,728,107.45	10,287,299.55	-	1,746,370,808.82	1,883,726,315.86		
3.81	338,000,359.05	-	19,398,637,974.50	20,109,543,338.13	767,773.29	20,616,815.35	-	670,937,405.66	692,321,994.30	20,801,865,332.43	22,109,975,373.30	6,012,580.35	23,047.57	217,708,693.83	223,744,321.75	721,274,861.94	682,360,575.86	-	20,930,084,257.25	22,333,719,695.05		

This Month	As of Date
April 2019)	
28,637,343,618.15	267,228,749,450.23
26,682,187,567.70	255,774,609,347.75
	-
	33,070,859.93
1,429,490,553.14	8,808,494,736.24
	-
525,665,497.31	2,612,574,506.31
(3,651,756,594.43)	(104,389,888,719.83)
(38,214,241.27)	(1,902,676,839.85)
24,947,372,782.45	160,936,183,890.55
-	(235,471,142.11)
(22,333,719,695.05)	(157,253,658,080.67)
-	1,398,410.27
-	-
-	-
-	-
-	-
-	1,398,410.27
	(304,015,101.99)
2,613,653,087.40	3,143,039,565.78

Total Cash Disbursement Program
Less: * Actual Cash Disbursements

(Over)/Under Spending

Previous Report (March 2019)	This Month (April 2019)	As of Date
126,223,014,519.22	26,682,187,567.70	152,905,202,086.92
(125,533,806,127.86)	(20,377,159,795.10)	(145,910,965,922.96)
689,208,391.36	6,305,027,772.60	6,994,236,163.96

Certified correct by:

MARY ANTOINETTE Z. PUNO
Department Chief Accountant

Date:

Recommending approval by:

MARICHU A. PALAFOX, CESO III
Director IV, Finance Service

Date:

Approved by:

ARDELIZA R. MEDENILLA, MNSA, CESO I
Undersecretary for Support Services

Date:

Central Office	75,489,668.06	7,603,542.12	-	222,137,003.37	305,230,213.55	3,709.06	44,402,040.91	-	1,253,645,373.46	1,298.05
NCR	29,935,043.83	36,366,241.66	-	806,234.35	67,107,519.84	243,678.23	26,498,495.28	-	728,837,126.24	755.57
CAR	39,075,599.82	20,981,676.48	-	-	60,057,276.30	22,891.00	13,056,071.91	-	561,924,627.50	575.00
Region I	38,404,612.39	19,431,286.57	-	-	57,835,898.96	230.80	9,278,872.25	-	1,320,880,046.97	1,330.15
Region II	39,551,298.60	7,486,096.03	-	-	47,037,394.63	64,007.23	42,388,386.80	-	499,285,252.83	541.73
Region III	56,093,901.58	16,619,322.95	-	2,584,698.80	75,297,923.33	-	33,629,373.24	-	2,203,606,300.17	2,237.23
Region IV-A	46,008,708.42	21,274,785.98	-	947,629.26	68,231,123.66	40,580.17	25,496,597.89	-	1,320,395,074.84	1,345.93
Region IV-B	32,792,006.53	3,540,258.40	-	745,046.38	37,077,311.31	-	8,480,552.56	-	1,229,765,603.36	1,238.24
Region V	48,183,525.52	5,023,117.94	-	190,683.96	53,397,327.42	19,176.20	10,398,765.03	-	204,869,719.43	215.28
Region VI	49,266,153.33	54,425,151.75	-	-	103,691,305.08	551,871.72	32,054,419.24	-	1,278,198,183.42	1,310.80
Region VII	46,949,943.68	32,583,740.23	-	50,578,045.46	130,111,729.37	56,437.76	19,772,377.91	-	387,546,380.92	407.37
Region VIII	40,583,509.67	32,293,121.19	-	424,505.27	73,301,136.13	349,943.90	15,062,673.65	-	909,418,978.36	924.83
Region IX	32,681,829.80	5,451,120.61	-	-	38,132,950.41	478,052.27	4,943,016.06	-	101,341,554.12	106.76
Region X	36,329,466.91	17,282,623.18	-	-	53,612,090.09	36,753.19	14,870,070.45	-	5,321,153,700.05	5,336.06
Region XI	32,399,512.59	17,158,641.68	-	332,476.64	49,890,630.91	85.36	15,188,372.43	-	740,200,249.00	755.38
Region XII	35,029,475.22	10,808,646.84	-	-	45,838,122.06	175,447.46	27,917,665.35	-	1,326,961,432.01	1,355.05
Region XIII	33,543,057.00	8,704,120.89	-	12,909.93	42,260,087.82	134,331.00	1,249,467.48	-	374,649,321.66	376.03
GRAND TOTAL	712,317,312.95	317,033,494.50	-	278,759,233.42	1,308,110,040.87	1,721,089.81	338,000,359.05	-	19,398,637,974.50	20,109.54

SUMMARY:

	Previous Report (March 2019)	This Month (April 2019)	As of Date
Total Disbursement Authorities Received	238,591,405,832.08	28,637,343,618.15	267,228,749,450.23
NCA	229,092,421,780.05	26,682,187,567.70	255,774,609,347.75
NTA	-	-	-
Working Fund	33,070,859.93	-	33,070,859.93
TRA	7,379,004,183.10	1,429,490,553.14	8,808,494,736.24
CDC	-	-	-
NCAA	2,086,909,009.00	525,665,497.31	2,612,574,506.31
Less: Notice of Transfer Allocations (NTA)* Issued	(100,738,132,125.40)	(3,651,756,594.43)	(104,389,888,719.83)
Fund Transfers - Trust Account	(1,864,462,598.58)	(38,214,241.27)	(1,902,676,839.85)
Total Disbursements Authorities Available	135,988,811,108.10	24,947,372,782.45	160,936,183,890.55
Less:			
Lapsed NCA	(235,471,142.11)	-	(235,471,142.11)
Disbursements **	(134,919,938,385.62)	(22,333,719,695.05)	(157,253,658,080.67)
Less: Other Non-Cash Disbursements	1,398,410.27	-	1,398,410.27
Disbursements effected through outright deductions from claims	-	-	-
Overpayment of expenses (e.g. personnel benefits)	-	-	-
Restitution for loss of government property	-	-	-
Liquidated damages and similar claims	-	-	-
Others (TEF, BTr Documentary Stamp Tax, etc.)	1,398,410.27	-	1,398,410.27
Add/Less: Adjustments (e.g., cancelled/staled checks)	(304,015,101.99)	-	(304,015,101.99)
Balance of Disbursements Authorities as of to date	529,386,478.38	2,613,653,087.40	3,143,039,565.78

Notes: * The use of NTA is discouraged
** Amounts should tally with the grand total disbursements (column 27).

Prepared by:

FARHAY K. KARIM
Accountant III

Date:

Certified correct by:

MARY ANTOINETTE Z. PUNO
Department Chief Accountant

Date:



In following-up, pls. cite DMS ref #

2019-BA-0040865

REPUBLIC OF THE PHILIPPINES
DEPARTMENT OF BUDGET AND MANAGEMENT

GENERAL SOLANO STREET, SAN MIGUEL, MANILA

ACKNOWLEDGEMENT RECEIPT

The **DEPARTMENT OF BUDGET AND MANAGEMENT** hereby acknowledges the receipt of your letter/request which has been uploaded to the DBM-Document Management System and routed to the appropriate office/s with the following information:

Sender: DPWH-CO - PERSONAL DELIVERY

Document Title: DPWH-CO-SUBMISSION OF REPORT (MRD-FAR NO. 4) AS OF MARCH 31, 2019

Document Reference No: 2019-BA-0040865

Date and Time Uploaded: Tuesday, May 7, 2019 10:01:44 AM

Uploaded By: EDUARD RECEIVING

Routed To: BMB-A Elsa Abundo


CC:

Total no of pages received: 1 copy and 7 pages

The determination of the completeness of the documentary requirements submitted, if any, is subject to the evaluation of the technical person in charge.

This receipt is system generated and does not require signature.

Received by:



DOCUMENT
MANAGEMENT
SYSTEM



Republic of the Philippines
DEPARTMENT OF PUBLIC WORKS AND HIGHWAYS
CENTRAL OFFICE
Manila

April 29, 2019

UNDERSECRETARY JANET B. ABUEL

Officer-in-Charge
Department of Budget and Management
Boncodin Hall, Gen. Solano St.
San Miguel, Manila

Attention: Director Lorenzo C. Drapete
Budget and Management Bureau A (BMB-A)

Dear Undersecretary Abuel:

In compliance with the Joint Circular No. 2019-1 dated January 1, 2019, we are submitting the **Consolidated Monthly Report of Disbursements (MRD) – FAR No. 4** for All Funds for the month of March 2019 as per new prescribed format. The said report was also submitted thru the Unified Reporting System (URS).


Please acknowledge receipt hereof.

Very truly yours,


ARDELIZA R. MEDENILLA, MNSA, CESO I
Undersecretary for Support Services

cc: - Presidential Management Staff (Office of the President)
Malacañang, Manila

8.1.2 FKK/JJC/MZP





Republic of the Philippines
DEPARTMENT OF PUBLIC WORKS AND HIGHWAYS
CENTRAL OFFICE
Manila

April 29, 2019

ASSISTANT COMMISSIONER LOURDES M. CASTILLO
Government Accountancy Sector
Commission on Audit
Commonwealth Avenue, Quezon City



Attention: MR. USMIN P. DIAMEL, DIRECTOR IV
Government Accountancy Office

Dear Assistant Commissioner Castillo:

In compliance with the Joint Circular No. 2019-1 dated January 1, 2019, we are submitting the **Consolidated Monthly Report of Disbursements (MRD) – FAR No. 4** for All Funds for the month of March 2019 as per new prescribed format. The said report was also submitted thru the Unified Reporting System (URS) of the DBM.

Please acknowledge receipt hereof.

Very truly yours,


ARDELIZA R. MEDENILLA, MNSA, CESO I
Undersecretary for Support Services

8.1.2 FKK/JJC/MZP



Republic of the Philippines
DEPARTMENT OF PUBLIC WORKS AND HIGHWAYS
CENTRAL OFFICE
Manila

April 29, 2019

AUDITOR AVENILDA B. TORRES
Supervising Auditor
Office of the Auditor
Commission on Audit - DPWH

COA-DPWH-OSEC
F101/PMO-IRROW

Received by: Manila
Date: 5/03/19

Dear Auditor Torres:

In compliance with Joint Circular No. 2019-1 dated January 1, 2019, we are submitting the **Consolidated Monthly Report of Disbursements (MRD) – FAR No. 4** for All Funds for the month of March 2019 as per new prescribed format. The said report was also submitted thru the Unified Reporting System (URS) of the DBM.

Please acknowledge receipt hereof.

Very truly yours,


ARDELIZA R. MEDENILLA, MNSA, CESO I
Undersecretary for Support Services

8.1.2 FKK/JJC/MZP

CONSOLIDATED MONTHLY REPORT OF DISBURSEMENTS
For the month of March 2019

Department : Department of Public Works and Highways
Agency : National Government
Operating Unit : Central Office
Organization Code (UACS) : 180010100000
Funding Source Code (as clustered) : 101101/104102 (Cluster 01)

PARTICULARS	CURRENT YEAR BUDGET					PRIOR YEAR'S ACCOUNTS PAYABLE					CURRENT YEAR'S ACCOUNTS PAYABLE			
	PS	MOOE	Fin. Exp.	CO	TOTAL	PS	MOOE	Fin. Exp.	CO	Sub-Total	PS	MOOE	Fin. Exp.	CO
(1)	(2)	(3)	(4)	(5)	(6=2+3+4+5)	(7)	(8)	(9)	(10)	(11=7+8+9+10)	(12)	(13)	(14)	(15)
CASH DISBURSEMENTS														
Notice of Cash Allocation (NCA)	98,963,225.31	5,123,100.43	-	-	104,086,325.74	2,661,617.84	22,471,674.33	-	1,744,376,053.47	1,769,509,345.64	24,459.78	2,916,605.19	-	198,191,234.
MDS Checks Issued	35,703,982.58	11,665.30	-	-	35,715,647.88	2,426,476.72	7,843.66	-	1,474,126,291.12	1,476,560,611.50	8,793.16	73,990.80	-	172,205,023
Advice to Debit Account	63,259,242.73	5,111,435.13	-	-	68,370,677.86	235,141.12	22,463,830.67	-	270,249,762.35	292,948,734.14	15,666.62	2,842,614.39	-	25,986,210
Notice of Transfer Allocations (NTA)	-	-	-	-	-	-	-	-	-	-	-	-	-	-
MDS Checks Issued	-	-	-	-	-	-	-	-	-	-	-	-	-	-
Advice to Debit Account	-	-	-	-	-	-	-	-	-	-	-	-	-	-
Working Fund For FAPs	-	-	-	-	-	-	-	-	-	-	-	-	-	-
Cash Disbursement Ceiling (CDC)	-	-	-	-	-	-	-	-	-	-	-	-	-	-
TOTAL CASH DISBURSEMENTS	98,963,225.31	5,123,100.43	-	-	104,086,325.74	2,661,617.84	22,471,674.33	-	1,744,376,053.47	1,769,509,345.64	24,459.78	2,916,605.19	-	198,191,234
NON-CASH DISBURSEMENTS														
Tax Remittance Advances Issued (TRA)	8,589,576.50	-	-	-	8,589,576.50	71,243.38	1,026,968.53	-	9,202,793.28	10,301,005.19	279,391.78	4,286,947.88	-	16,824,561
Non-Cash Availment Authority (NCAA)	-	-	-	-	-	-	-	-	-	-	-	-	-	-
Disbursements effected through outright deductions from claims (please specify...)	-	-	-	-	-	-	-	-	-	-	-	-	-	-
Overpayment of expenses (e.g., personnel benefits)	-	-	-	-	-	-	-	-	-	-	-	-	-	-
Restitution for loss of government property	-	-	-	-	-	-	-	-	-	-	-	-	-	-
Liquidated damages and similar claims	-	-	-	-	-	-	-	-	-	-	-	-	-	-
Others (TEF, BTr Documentary Stamp Tax, etc.)	-	-	-	-	-	-	-	-	-	-	-	-	-	-
TOTAL NON-CASH DISBURSEMENTS	8,589,576.50	-	-	-	8,589,576.50	71,243.38	1,026,968.53	-	9,202,793.28	10,301,005.19	279,391.78	4,286,947.88	-	16,824,561
GRAND TOTAL	107,552,801.81	5,123,100.43	-	-	112,675,902.24	2,732,861.22	23,498,642.86	-	1,753,578,846.75	1,779,810,350.83	303,851.56	7,203,553.07	-	215,015,796

SUMMARY:

	Previous Report (As of February 2019)	This Month (March 2019)	As of Date
Total Disbursement Authorities Received			
NCA	95,862,242,053.21	7,957,533,483.01	103,819,775,536.22
NTA	95,780,058,362.00	7,917,252,000.00	103,697,310,362.00
Working Fund	-	-	-
TRA	82,183,691.21	40,281,483.01	122,465,174.22
CDC	-	-	-
NCAA	-	-	-
Less: Notice of Transfer Allocations (NTA) Issued	(86,755,006,679.76)	(13,266,353,448.19)	(100,021,360,127.95)
Total Disbursements Authorities Available	9,107,235,373.45	(5,308,819,965.18)	3,798,415,408.27
Less:			
Lapsed NCA Disbursements *	(2,301,910,220.44)	(133,971.05)	(133,971.05)
Less: Other Non-Cash Disbursements	-	(2,115,009,454.15)	(4,416,919,674.59)
Disbursements effected through outright deductions from claims	-	-	-
Overpayment of expenses (e.g., personnel benefits)	-	-	-
Restitution for loss of government property	-	-	-
Liquidated damages and similar claims	-	-	-
Others (e.g., TEF, BTr Docs Stamp, etc.)	-	-	-
Add/Less: Adjustments (e.g., cancelled/staled checks)	618,638,237.37	-	618,638,237.37
Balance of Disbursements Authorities as of to date	7,423,963,390.38	(7,423,963,390.38)	(0.00)

Prepared by:


FARHA K. KARIM
Accountant III

Certified correct by:


MARY ANTOINETTE Z. PUNO
Department Chief Accountant

Recommending approval by:


MARICHU
Dire

Date:

Date:

Date:

E			SUB-TOTAL	TRUST LIABILITIES				TOTAL					REMARKS
		TOTAL											
	Sub-Total			PS	MOOE	CO	TOTAL	PS	MOOE	Fin. Exp.	CO	TOTAL	
	(16=12+13+14+15)	(17=11+16)	(18=6+17)	(19)	(20)	(21)	22=19+20+21	(23)	(24)	(25)	(26)	(27=23+24+25+26)	(28)
	201,132,299.76 172,287,807.79 28,844,491.97 - - -	1,970,641,645.40 1,648,848,419.29 321,793,226.11 - - -	2,074,727,971.14 1,684,564,067.17 390,163,903.97 - - -	- - - - - -	- - - - - -	- - - - - -	- - - - - -	101,649,302.93 38,139,252.46 63,510,050.47 - - -	30,511,379.95 93,499.76 30,417,880.19 - - -	- - - - - -	1,942,567,288.26 1,646,331,314.95 296,235,973.31 - - -	2,074,727,971.14 1,684,564,067.17 390,163,903.97 - - -	
	201,132,299.76	1,970,641,645.40	2,074,727,971.14	-	-	-	-	101,649,302.93	30,511,379.95	-	1,942,567,288.26	2,074,727,971.14	
	21,390,901.32 - - - - -	31,691,906.51 - - - - -	40,281,483.01 - - - - -	- - - - -	- - - - -	- - - - -	- - - - -	8,940,211.66 - - - - -	5,313,916.41 - - - - -	- - - - -	26,027,354.94 - - - - -	40,281,483.01 - - - - -	
	21,390,901.32	31,691,906.51	40,281,483.01	-	-	-	-	8,940,211.66	5,313,916.41	-	26,027,354.94	40,281,483.01	
	222,523,201.08	2,002,333,551.91	2,115,009,454.15	-	-	-	-	110,589,514.59	35,825,296.36	-	1,968,594,643.20	2,115,009,454.15	

	Previous Report (As of February 2019)	This Month (March 2019)	As of Date
Total Cash Disbursement Program	95,780,058,362.00	7,917,252,000.00	103,697,310,362.00
Less: Actual Disbursements	(2,201,088,291.86)	(2,074,727,971.14)	(4,275,816,263.00)
	93,578,970,070.14	5,842,524,028.86	99,421,494,099.00
Less: Notice of Transfer Allocations (NTA) Issued (Over)/Under Spending			(100,021,360,127.95)
			(599,866,028.95)

Approved by:



ARDELIZA R. MEDENILLA, MNSA, CESO I
Undersecretary for Support Services

Date:

CONSOLIDATED MONTHLY REPORT OF DISBURSEMENTS
For the month of March 2019

Department
Agency
Operating Unit
Organization Code (UACS)
Funding Source Code (as clustered)

: Department of Public Works and Highways
: National Government
: Central Office
: 180010100000
: Fund Cluster 02 (101151/ 101152/ 101163/ 101167/ 101168)

PARTICULARS	CURRENT YEAR BUDGET					PRIOR YEAR'S ACCOUNTS PAYABLE					PRIOR YEAR'S BUDGET		
						PS	MOOE	Fin. Exp.	CO	Sub-Total	PS	MOOE	
	(1)	(2)	(3)	(4)	(5)	(6=2+3+4+5)	(7)	(8)	(9)	(10)	(11=7+8+9+10)	(12)	(13)
CASH DISBURSEMENTS													
Notice of Cash Allocation (NCA)	-	-	-	-	-	-	-	-	414,086,306.10	414,086,306.10	-	-	-
MDS Checks Issued	-	-	-	-	-	-	-	-	19,837,749.95	19,837,749.95	-	-	-
Advice to Debit Account	-	-	-	-	-	-	-	-	394,248,556.15	394,248,556.15	-	-	-
Notice of Transfer Allocations (NTA)	-	-	-	-	-	-	-	-	-	-	-	-	-
MDS Checks Issued	-	-	-	-	-	-	-	-	-	-	-	-	-
Advice to Debit Account	-	-	-	-	-	-	-	-	2,459,056.44	2,459,056.44	-	-	-
Working Fund For FAPs	-	-	-	-	-	-	-	-	-	-	-	-	-
Cash Disbursement Ceiling (CDC)	-	-	-	-	-	-	-	-	416,545,362.54	416,545,362.54	-	-	-
TOTAL CASH DISBURSEMENTS													
NON-CASH DISBURSEMENTS													
Tax Remittance Advices Issued (TRA)	-	-	-	-	-	-	-	-	71,480,908.67	71,480,908.67	-	-	-
Non-Cash Availment Authority (NCAA)	-	-	-	170,114,757.47	170,114,757.47	-	-	-	507,156,148.00	507,156,148.00	-	-	-
Disbursements effected through outright deductions from claims (please specify...)	-	-	-	-	-	-	-	-	-	-	-	-	-
Overpayment of expenses (e.g., personnel benefits)	-	-	-	-	-	-	-	-	-	-	-	-	-
Restitution for loss of government property	-	-	-	-	-	-	-	-	-	-	-	-	-
Liquidated damages and similar claims	-	-	-	-	-	-	-	-	-	-	-	-	-
Others (TEF, BTr Documentary Stamp Tax, etc.)	-	-	-	170,114,757.47	170,114,757.47	-	-	-	578,637,056.67	578,637,056.67	-	-	-
TOTAL NON-CASH DISBURSEMENTS													
GRAND TOTAL													

SUMMARY:

	Previous Report (As of February 2019)	This Month (March 2019)	As of Date
Total Disbursement Authorities Received	1,960,133,319.40	1,132,582,683.30	3,092,716,002.70
NCA	425,824,699.00	365,125,000.00	790,949,699.00
NTA	-	-	-
Working Fund	33,070,859.93	-	33,070,859.93
TRA	99,344,200.96	82,442,233.81	181,786,434.77
CDC	-	-	-
NCAA	1,401,893,559.51	685,015,449.49	2,086,909,009.00
Less: Notice of Transfer Allocations (NTA) Issued	(20,848,469.88)	(24,677,732.39)	(45,526,202.27)
Total Disbursements Authorities Available	1,939,284,849.52	1,107,904,950.91	3,047,189,800.43
Less:			
Lapsed NCA	-	(16,473,393.01)	(16,473,393.01)
Disbursements *	(1,899,453,376.64)	(1,202,889,025.09)	(3,102,342,401.73)
Less: Other Non-Cash Disbursements	-	-	-
Disbursements effected through outright deductions from claims	-	-	-
Overpayment of expenses (e.g., personnel benefits)	-	-	-
Restitution for loss of government property	-	-	-
Liquidated damages and similar claims	-	-	-
Others (e.g., TEF, BTr Docs Stamp, etc.)	-	-	-
Others (e.g., TEF, BTr Docs Stamp, etc.)	96,500,000.00	-	96,500,000.00
Add/Less: Adjustments (e.g., cancelled/staled checks)	136,331,472.88	(111,457,467.19)	24,874,005.69
Balance of Disbursements Authorities as of to date			

Prepared by:

A.R. Latorre
APRIL ROSE S. LATORRE
Accountant II

Certified correct by:

MARY ANTOINETTE Z. PUNO
MARY ANTOINETTE Z. PUNO
Department Chief Accountant

Recommended by:

Date:

Date:

Date:

DISBURSEMENTS

FAR No. 4

CURRENT YEAR'S ACCOUNTS PAYABLE				TOTAL	SUB-TOTAL	TRUST LIABILITIES				TOTAL					REMARKS
Fin. Exp.	CO	Sub-Total	PS			MOOE	CO	TOTAL	PS	MOOE	Fin. Exp.	CO	TOTAL		
(14)	(15)	(16=12+13+14+15)	(17=11+16)	(18=6+17)	(19)	(20)	(21)	22=19+20+21	(23)	(24)	(25)	(26)	(27=23+24+25+26)	(28)	
-	-	18,885,979.25	18,885,979.25	432,972,285.35	432,972,285.35	-	-	-	-	-	-	-	432,972,285.35	432,972,285.35	
-	-	18,071,767.96	18,071,767.96	37,909,517.91	37,909,517.91	-	-	-	-	-	-	-	37,909,517.91	37,909,517.91	
-	-	814,211.29	814,211.29	395,062,767.44	395,062,767.44	-	-	-	-	-	-	-	395,062,767.44	395,062,767.44	
-	-	-	-	-	-	-	-	-	-	-	-	-	-	-	
-	-	-	-	-	-	-	-	-	-	-	-	-	-	-	
-	-	-	-	-	-	-	-	-	-	-	-	-	-	-	
-	-	-	-	-	-	-	-	-	-	-	-	-	-	-	
-	-	-	-	2,459,056.44	2,459,056.44	-	-	-	-	-	-	-	2,459,056.44	2,459,056.44	
-	-	-	-	-	-	-	-	-	-	-	-	-	-	-	
-	-	18,885,979.25	18,885,979.25	435,431,341.79	435,431,341.79	-	-	-	-	-	-	-	435,431,341.79	435,431,341.79	
-	-	10,961,325.14	10,961,325.14	82,442,233.81	82,442,233.81	-	-	-	-	-	-	-	82,442,233.81	82,442,233.81	
-	-	7,744,544.02	7,744,544.02	514,900,692.02	685,015,449.49	-	-	-	-	-	-	-	685,015,449.49	685,015,449.49	
-	-	-	-	-	-	-	-	-	-	-	-	-	-	-	
-	-	-	-	-	-	-	-	-	-	-	-	-	-	-	
-	-	-	-	-	-	-	-	-	-	-	-	-	-	-	
-	-	-	-	-	-	-	-	-	-	-	-	-	-	-	
-	-	-	-	-	-	-	-	-	-	-	-	-	-	-	
-	-	-	-	-	-	-	-	-	-	-	-	-	-	-	
-	-	18,705,869.16	18,705,869.16	597,342,925.83	767,457,683.30	-	-	-	-	-	-	-	767,457,683.30	767,457,683.30	
-	-	37,591,848.41	37,591,848.41	1,032,774,267.62	1,202,889,025.09	-	-	-	-	-	-	-	1,202,889,025.09	1,202,889,025.09	

Total Cash Disbursement Program
Less: Actual Disbursements

Previous Report
(As of February 2019)

1,553,345,229.12
(1,802,953,376.64)

This Month
(March 2019)

1,200,628,267.61
(1,202,889,025.09)

As of Date

2,753,973,496.73
(3,005,842,401.73)

(249,608,147.52)

(2,260,757.48)

(251,868,905.00)

ing approval by:



MARICHU A. PALAFOX, CESO III
Director IV, Finance Service

Approved by:



ARDELIZA R. MEDENILLA, MNSA, CESO I
Undersecretary for Support Services

Date:

CONSOLIDATED MONTHLY REPORT OF DISBURSEMENT
For the month of March 2019

Department : Department of Public Works and Highways
Agency : National Government
Operating Unit : Central Office
Organization Code (UACS) : 180010100000
Funding Source Code (as clustered) : 104358/ 104359 / 104360 (Cluster 03)

PARTICULARS	CURRENT YEAR BUDGET					PRIOR YEAR'S ACCOUNTS PAYABLE					PRIOR YEAR'S BUDGET		
	PS	MOOE	Fin. Exp.	CO	TOTAL	PS	MOOE	Fin. Exp.	CO	Sub-Total	PS	MOOE	Fin. Exp.
	(2)	(3)	(4)	(5)	(6=2+3+4+5)	(7)	(8)	(9)	(10)	(11=7+8+9+10)	(12)	(13)	(14)
CASH DISBURSEMENTS													
Notice of Cash Allocation (NCA)	-	-	-	-	-	-	-	-	156,814,409.55	156,814,409.55	-	-	-
MDS Checks Issued									156,814,409.55	156,814,409.55			
Advice to Debit Account													
Notice of Transfer Allocations (NTA)	-	-	-	-	-								
MDS Checks Issued													
Advice to Debit Account													
Working Fund For FAPs													
Cash Disbursement Ceiling (CDC)									156,814,409.55	156,814,409.55			
TOTAL CASH DISBURSEMENTS	-	-	-	-	-	-	-	-	156,814,409.55	156,814,409.55	-	-	-
NON-CASH DISBURSEMENTS													
Tax Remittance Advices Issued (TRA)									2,871,958.35	2,871,958.35			
Non-Cash Availment Authority (NCAA)													
Disbursements effected through outright deductions from claims (please specify...)	-	-	-	-	-								
Overpayment of expenses (e.g., personnel benefits)													
Restitution for loss of government property													
Liquidated damages and similar claims													
Others (TEF, BTr Documentary Stamp Tax, etc.)									2,871,958.35	2,871,958.35			
TOTAL NON-CASH DISBURSEMENTS	-	-	-	-	-	-	-	-	2,871,958.35	2,871,958.35	-	-	-
GRAND TOTAL	-	-	-	-	-	-	-	-	159,686,367.90	159,686,367.90	-	-	-

SUMMARY:

	Previous Report (February 2019)	This Month (March 2019)	As of Date
Total Disbursement Authorities Received	591,301,853.73	372,191,333.35	963,493,187.08
NCA	584,835,657.00	369,319,375.00	954,155,032.00
NTA			-
Working Fund	6,466,196.73	2,871,958.35	9,338,155.08
TRA			-
CDC			-
NCAA			-
Less: Notice of Transfer Allocations (NTA) Issued	(465,370,270.15)	(218,849,932.32)	(684,220,202.47)
Total Disbursements Authorities Available	125,931,583.58	153,341,401.03	279,272,984.61
Less:			
Lapsed NCA	-	(0.90)	(0.90)
Disbursements *	(119,586,615.81)	(159,686,367.90)	(279,272,983.71)
Less: Other Non-Cash Disbursements			-
Disbursements effected through outright deductions from claims			-
Overpayment of expenses (e.g., personnel benefits)			-
Restitution for loss of government property			-
Liquidated damages and similar claims			-
Others (e.g., TEF, BTr Docs Stamp, etc.)			-
Add/Less: Adjustments (i.e.g., cancelled/staled checks)			-
Balance of Disbursements Authorities as of to date	6,344,967.77	(6,344,967.77)	-

Prepared by:

JTL
JACQUELINE TOLENTINO
Accountant II

Date:

Apr. 30 2019

Certified correct by:

MARY ANTOINETTE Z. PUNO
MARY ANTOINETTE Z. PUNO
Department Chief Accountant

Date:

Recommending approval by:

Date:

ACCOUNTS PAYABLE			SUB-TOTAL	TRUST LIABILITIES				TOTAL					REMARKS
CO	Sub-Total	TOTAL		PS	MOOE	CO	TOTAL	PS	MOOE	Fin. Exp.	CO	TOTAL	
(15)	(16=12+13+14+15)	(17=11+16)	(18=6+17)	(19)	(20)	(21)	22=19+20+21	(23)	(24)	(25)	(26)	(27=23+24+25+26)	(28)
-	-	156,814,409.55	156,814,409.55	-	-	-	-	-	-	-	156,814,409.55	156,814,409.55	
-	-	156,814,409.55	156,814,409.55	-	-	-	-	-	-	-	156,814,409.55	156,814,409.55	
-	-	-	-	-	-	-	-	-	-	-	-	-	
-	-	-	-	-	-	-	-	-	-	-	-	-	
-	-	-	-	-	-	-	-	-	-	-	-	-	
-	-	-	-	-	-	-	-	-	-	-	-	-	
-	-	156,814,409.55	156,814,409.55	-	-	-	-	-	-	-	156,814,409.55	156,814,409.55	
-	-	2,871,958.35	2,871,958.35	-	-	-	-	-	-	-	2,871,958.35	2,871,958.35	
-	-	-	-	-	-	-	-	-	-	-	-	-	
-	-	-	-	-	-	-	-	-	-	-	-	-	
-	-	-	-	-	-	-	-	-	-	-	-	-	
-	-	-	-	-	-	-	-	-	-	-	-	-	
-	-	2,871,958.35	2,871,958.35	-	-	-	-	-	-	-	2,871,958.35	2,871,958.35	
-	-	159,686,367.90	159,686,367.90	-	-	-	-	-	-	-	159,686,367.90	159,686,367.90	

	Previous Report (February 2019)	This Month (March 2019)	As of Date
Total Cash Disbursement Program	151,545,386.85	168,241,442.68	319,786,829.53
Less: Actual Disbursements	(119,586,615.81)	(159,686,367.90)	(279,272,983.71)
	<u>31,958,771.04</u>	<u>8,555,074.78</u>	<u>40,513,845.82</u>


MARICHU A. PALAFOX, CESO III
 Director IV, Finance Service

Approved by:


ARDELIZA R. MEDENILLA, MNSA, CESO I
 Undersecretary for Support Services

Date:

CONSOLIDATED MONTHLY REPORT OF DISBURSEMENTS
For the month of March 2018

Department : Department of Public Works and Highways
Agency : National Government
Operating Unit : Central Office
Organization Code (UACS) : 180010100000
Funding Source Code (as clustered) : 308601 (Cluster 07)

PARTICULARS	CURRENT YEAR BUDGET					PRIOR YEAR'S ACCOUNTS PAYABLE					PRIOR YEAR'S BUDGET		
	PS	MOOE	Fin. Exp.	CO	TOTAL	PS	MOOE	Fin. Exp.	CO	Sub-Total	PS	MOOE	Fin. Exp.
(1)	(2)	(3)	(4)	(5)	(6=2+3+4+5)	(7)	(8)	(9)	(10)	(11=7+8+9+10)	(12)	(13)	(14)
CASH DISBURSEMENTS													
Notice of Cash Allocation (NCA)	-	-	-	-	-	-	-	-	-	-	-	-	-
MDS Checks Issued													
Advice to Debit Account													
Notice of Transfer Allocations (NTA)	-	-	-	-	-	-	-	-	-	-	-	-	-
MDS Checks Issued													
Advice to Debit Account													
Working Fund For FAPs													
Cash Disbursement Ceiling (CDC)													
TOTAL CASH DISBURSEMENTS	-	-	-	-	-	-	-	-	-	-	-	-	-
NON-CASH DISBURSEMENTS													
Tax Remittance Advices Issued (TRA)													
Non-Cash Availment Authority (NCAA)													
Disbursements effected through outright deductions from claims (please specify...)	-	-	-	-	-	-	-	-	-	-	-	-	-
Overpayment of expenses (e.g., personnel benefits)													
Restitution for loss of government property													
Liquidated damages and similar claims													
Others (TEF, BTr Documentary Stamp Tax, etc.)	-	-	-	-	-	-	-	-	-	-	-	-	-
TOTAL NON-CASH DISBURSEMENTS	-	-	-	-	-	-	-	-	-	-	-	-	-
GRAND TOTAL	-	-	-	-	-	-	-	-	-	-	-	-	-

SUMMARY:

	Previous Report (February 2018)	This Month (March 2018)	As of Date
Total Disbursement Authorities Received	1,850,000,000.00	100,000,000.00	1,950,000,000.00
NCA	1,850,000,000.00	100,000,000.00	1,950,000,000.00
NTA			-
Working Fund			-
TRA			-
CDC			-
NCAA			-
Less: Notice of Transfer Allocations (NTA) Issued	(1,679,018,737.84)	(185,433,860.74)	(1,864,452,598.58)
Total Disbursements Authorities Available	170,981,262.16	(85,433,860.74)	85,547,401.42
Less:			
Lapsed NCA Disbursements *	(76,763,187.62)	-	(76,763,187.62)
Less: Other Non-Cash Disbursements			
Disbursements effected through outright deductions from claims			-
Overpayment of expenses (e.g., personnel benefits)			-
Restitution for loss of government property			-
Liquidated damages and similar claims			-
Others (e.g., TEF, BTr Docs Stamp, etc.)			-
Add/Less: Adjustments (e.g., cancelled/staled checks)			
Balance of Disbursements Authorities as of to date	94,218,074.54	(85,433,860.74)	8,784,213.80

Prepared by:

JACQUELINE TOLENTINO

Accountant II

Apr. 30, 2018

Certified correct by:

MARY ANTOINETTE Z. PUNO
Department Chief Accountant

Date:

Recommending approval by:

Date:

[illegible]

	Previous Report (February 2018)	This Month (March 2018)	As of Date
Total Cash Disbursement Program			-
Less: Actual Disbursements	(76,763,187.62)	-	(76,763,187.62)
	<u>(76,763,187.62)</u>	<u>-</u>	<u>(76,763,187.62)</u>


MARICHU A. PALAFOX, CESO III
Director IV, Finance Service

Approved by:

ARDELIZA R. MEDENILLA, MNSA, CESO I
Undersecretary for Support Services

Date:

CONSOLIDATED MONTHLY REPORT OF DISBURSEMENTS
For the month of March 2019

Department : Department of Public Works and Highways
Agency : National Government
Operating Unit : Nationwide
Organization Code (UACS) :
Funding Source Code (as clustered) : ALL FUNDS

PARTICULARS	CURRENT YEAR BUDGET					PRIOR YEAR'S ACCOUNTS PAYABLE					PRIOR YEAR'S BUDGET					PRIOR YEAR'S ACCOUNTS PAYABLE			TOTAL	SUB-TOTAL	PS
						CURREN					YEAR'S ACCOUNTS PAYABLE										
	PS	MOOE	Fin. Exp.	CO	TOTAL	PS	MOOE	Fin. Exp.	CO	Sub-Total	PS	MOOE	Fin. Exp.	CO	Sub-Total	(17=11+16)	(18=6+17)	(19)			
(1)	(2)	(3)	(4)	(5)	(6=2+3+4+5)	(7)	(8)	(9)	(10)	(11=7+8+9+10)	(12)	(13)	(14)	(15)	(16=12+13+14+15)						
CASH DISBURSEMENTS																					
Notice of Cash Allocation	620,590,902.65	240,964,760.20	-	7,277,726.56	868,833,389.41	11,594,923.64	622,632,764.02	-	33,439,812,064.77	34,074,039,752.43	415,199.34	39,308,944.65	-	1,067,385,787.09	1,107,109,931.08	35,181,149,683.51	36,049,983,072.92	6,831,989.35			
MDS Checks Issued	187,042,509.42	71,310,463.32	-	3,490,739.27	261,843,712.01	6,462,937.17	14,069,087.55	-	2,117,204,888.82	2,137,736,913.54	10,479.72	11,747,532.57	-	283,370,042.72	295,128,055.01	2,432,864,968.55	2,694,708,680.56	2,754,855.45			
Central Office	35,703,982.58	11,665.30	-	-	35,715,647.88	2,426,476.72	7,843.66	-	1,650,778,450.62	1,653,212,771.00	8,793.16	73,990.80	-	190,276,791.79	190,359,575.75	1,843,572,346.75	1,879,287,994.63				
NCR	6,448,922.44	2,314,169.71	-	-	8,763,092.15	-	-	-	16,098.73	16,098.73	-	121,935.59	-	594,274.17	716,209.76	732,308.49	9,495,400.64				
CAR	8,267,471.46	3,240,375.20	-	-	11,507,846.66	-	-	-	5,483,888.16	5,483,888.16	-	99,000.05	-	854,553.22	953,553.27	6,437,441.43	17,945,288.09				
Region I	2,679,705.24	108,181.43	-	-	2,787,886.67	-	30,304.94	-	1,482,358.78	1,512,663.72	-	1,580,356.42	-	1,838,037.65	3,418,394.07	4,931,057.79	7,718,944.46	-			
Region II	1,152,222.18	302,151.12	-	-	1,454,373.30	-	23,330.00	-	694,256.64	717,586.64	1,686.56	772,199.49	-	832,669.46	1,606,555.51	2,324,142.15	3,778,515.45	-			
Region III	15,496,714.17	602,635.37	-	-	16,099,349.54	3,571.46	815,398.32	-	1,929,095.51	2,748,065.29	-	273,554.24	-	10,412,898.67	10,686,452.91	13,434,518.20	29,533,867.74	-			
Region IV-A	8,263,006.27	9,798,340.12	-	-	18,061,346.39	-	75,217.79	-	5,918,200.09	5,993,417.88	-	2,260.00	-	4,924,383.18	4,926,643.18	10,920,061.06	28,981,407.45	1,273,751.85			
Region IV-B	6,558,480.01	5,352,444.71	-	-	11,910,924.72	-	-	-	5,187,211.68	5,187,211.68	-	36,555.42	-	1,252,172.37	1,288,727.79	6,475,939.47	18,386,864.19	-			
Region V	10,513,570.14	4,919,318.53	-	75,000.00	15,507,888.67	1,614,559.73	861,864.07	-	90,109,349.49	92,585,773.29	-	1,134,895.78	-	2,580,268.81	3,715,164.59	96,300,937.88	111,808,826.55	1,084,720.00			
Region VI	8,742,992.44	63,282.96	-	-	8,806,275.40	(5,372.09)	38,723.00	-	47,420,715.94	47,454,066.85	-	1,843,166.91	-	2,868,988.64	4,712,155.55	52,166,222.40	60,972,497.80	-			
Region VII	17,889,138.28	14,841,654.52	-	-	32,730,792.80	246,156.50	3,085,958.72	-	112,323,010.81	115,655,126.03	-	1,817,248.81	-	9,644,301.22	11,461,550.03	127,116,676.06	159,847,468.86	-			
Region VIII	19,388,368.22	12,033,630.98	-	2,015,657.84	33,437,657.04	51,296.57	186,771.76	-	31,587,275.58	31,825,343.91	-	2,139,773.75	-	16,241,402.82	18,381,176.57	50,206,520.48	83,644,177.52	396,383.60			
Region IX	5,694,140.02	288,710.00	-	345,645.35	6,328,495.37	-	5,612,349.36	-	12,684,576.53	18,296,925.89	-	-	-	340,714.89	340,714.89	18,637,640.78	24,966,136.15	-			
Region X	8,490,423.19	5,082,018.16	-	-	13,572,441.35	4,119.22	95,294.15	-	12,454,228.04	12,553,641.41	-	261,164.50	-	2,767,903.94	3,029,068.44	15,582,709.85	29,155,151.20	-			
Region XI	9,704,558.91	1,154,437.88	-	-	10,858,996.79	226.94	193,934.30	-	94,080,380.86	94,274,542.10	-	153,001.01	-	23,898,257.45	24,051,258.46	118,325,800.56	129,184,797.35	-			
Region XII	12,180,533.76	1,559,738.13	-	-	13,740,271.89	88,510.00	1,251,345.20	-	33,904,583.79	35,244,438.99	-	222,224.12	-	2,909,394.25	3,131,618.37	38,376,057.36	52,116,329.25	-			
Region XIII	9,868,280.11	9,637,709.20	-	1,054,436.08	20,560,425.39	2,033,392.12	1,790,752.28	-	11,151,207.57	14,975,351.97	-	1,216,205.68	-	11,133,030.19	12,349,235.87	27,324,587.84	47,885,013.23	-			
Advice to Debit Account	433,548,393.23	169,654,296.88	-	3,786,987.29	606,989,677.40	5,131,986.47	608,563,676.47	-	31,322,607,175.95	31,936,302,838.89	404,719.62	27,561,412.08	-	784,015,744.37	811,981,876.07	32,748,284,714.96	33,355,274,392.36	4,077,133.90			
Central Office	63,259,242.73	5,111,435.13	-	-	68,370,677.86	235,141.12	22,463,830.67	-	664,498,318.50	687,197,290.29	15,666.62	2,842,614.39	-	26,800,422.25	29,658,703.26	716,855,993.55	785,226,671.41	-			
NCR	15,032,822.94	3,028.00	-	-	15,035,850.94	-	139,611.07	-	2,167,719.22	2,307,330.29	215,803.00	25,098.15	-	317,951.98	558,853.13	2,866,183.42	17,902,034.36	-			
CAR	25,806,859.32	10,304,603.66	-	-	36,111,462.98	138,403.29	26,049,979.25	-	852,230,232.03	878,418,614.57	-	139,260.05	-	19,327,421.20	19,466,681.25	897,885,295.82	933,996,758.80	-			
Region I	27,704,547.75	14,183,397.87	-	-	41,887,945.62	26,638.15	33,859,365.99	-	2,476,991,389.31	2,510,877,393.45	-	1,987,371.85	-	60,714,766.49	62,702,138.34	2,573,579,531.79	2,615,467,477.41	-			
Region II	29,345,169.93	7,435,891.11	-	-	36,781,061.04	128,244.63	22,140,848.81	-	1,283,822,878.89	1,306,091,972.33	-	376,092.86	-	32,050,329.83	32,426,422.69	1,338,518,395.02	1,375,299,456.06	1,077,081.50			
Region III	29,195,946.08	21,664,295.34	-	-	50,860,241.42	24,655.95	52,077,600.93	-	3,555,413,804.58	3,607,516,061.46	-	2,778,228.90	-	26,914,464.14	29,692,693.04	3,637,208,754.50	3,688,068,995.92	-			
Region IV-A	31,241,612.46	14,800,227.14	-	-	46,041,839.60	268,856.34	37,399,951.74	-	2,846,655,807.05	2,884,324,615.13	-	1,839,202.75	-	73,709,243.20	76,452,782.20	1,944,017,166.72	1,981,825,197.12	492,829.60			
Region IV-B	20,797,187.16	15,066,122.08	-	1,944,721.16	37,808,030.40	20,000.00	25,687,209.95	-	1,841,857,174.57	1,867,564,384.52	173,250.00	2,570,289.00	-	237,588,977.56	240,806,292.38	2,721,947,545.18	2,765,228,296.64	-			
Region V	28,268,720.96	14,889,297.01	-	122,733.49	43,280,751.46	79,369.29	45,857,139.66	-	2,4												

5,3,

Region III					-					-					-		-	
Region IV-A					-					-					-		-	
Region IV-B					-					-					-		-	
Region V					-					-					-		-	
Region VI					-					-					-		-	
Region VII					-					-					-		-	
Region VIII					-					-					-		-	
Region IX					-					-					-		-	
Region X					-					-					-		-	
Region XI					-					-					-		-	
Region XII					-					-					-		-	
Region XIII					-					-					-		-	
TOTAL CASH DISBURSEMENTS	630,817,205.67	274,443,556.72	-	7,277,726.56	912,538,488.95	11,647,708.68	710,571,661.50	-	36,115,375,344.45	36,837,594,714.63	415,199.34	43,583,411.99	-	1,095,751,913.80	1,139,750,525.13	37,977,345,239.76	38,889,883,728.71	6,831,989.35
NON-CASH DISBURSEMENTS																		
Tax Remittance Advices Issued (TR)	35,543,254.28	2,969,176.96	-	107,558.07	38,619,989.31	295,254.79	49,414,838.24	-	2,442,148,348.55	2,491,858,441.58	279,503.72	8,167,170.84	-	51,613,038.15	60,059,712.71	2,551,918,154.29	2,590,538,143.60	1,251,371.63
Central Office	8,589,576.50	-	-	-	8,589,576.50	71,243.38	1,026,968.53	-	83,555,660.30	84,653,872.21	279,391.78	4,286,947.88	-	27,785,886.80	32,352,226.46	117,006,098.67	125,595,675.17	-
NCR	1,402,397.08	858,887.07	-	-	2,261,284.15	-	5,853,772.87	-	131,973,646.31	137,827,419.18	-	156,521.86	-	1,111,835.11	1,268,356.97	139,095,776.15	141,357,060.30	-
CAR	1,611,304.73	10,245.82	-	-	1,621,550.55	-	1,876,255.76	-	51,460,613.76	53,336,869.52	-	9,128.92	-	305,264.58	314,393.50	53,651,263.02	55,272,813.57	-
Region I	1,492,855.59	596,698.39	-	-	2,089,553.98	-	2,112,207.00	-	252,414,444.28	254,526,651.28	-	57,855.59	-	3,434,524.04	3,492,379.63	258,019,030.91	260,108,584.89	-
Region II	1,682,754.15	49,315.53	-	-	1,732,069.68	-	1,280,840.13	-	86,938,863.01	88,219,703.14	111.94	847.24	-	1,077,797.22	1,078,756.40	89,298,459.54	91,030,529.22	149,909.93
Region III	2,107,507.40	139,496.44	-	-	2,247,003.84	16,080.36	4,486,349.60	-	201,988,748.64	206,491,178.60	-	27,963.62	-	281,459.26	309,422.88	206,800,601.48	209,047,605.32	115,104.63
Region IV-A	2,007,160.27	252,457.05	-	-	2,259,617.32	62,285.56	2,306,285.22	-	173,112,818.12	175,481,388.90	-	69,418.00	-	910,482.40	979,900.40	176,461,289.30	178,720,906.62	184,474.36
Region IV-B	1,400,138.41	293,210.01	-	26,614.54	1,719,962.96	-	2,564,593.06	-	139,937,509.09	142,502,102.15	-	3,246,471.12	-	543,327.09	3,789,798.21	146,291,900.36	148,011,863.32	-
Region V	1,917,736.57	96,988.93	-	7,057.89	2,021,783.39	-	2,654,840.08	-	173,950,234.07	176,605,074.15	-	85,655.80	-	10,514,576.28	10,600,232.08	187,205,306.23	189,227,089.62	-
Region VI	1,803,855.51	7,437.01	-	-	1,811,292.52	46,324.55	2,367,225.78	-	201,445,727.76	203,859,278.09	-	4,67						



In following-up, pls. cite DMS ref #

2019-BA-0022401

REPUBLIC OF THE PHILIPPINES
DEPARTMENT OF BUDGET AND MANAGEMENT
GENERAL SOLANO STREET, SAN MIGUEL, MANILA

ACKNOWLEDGEMENT RECEIPT

The **DEPARTMENT OF BUDGET AND MANAGEMENT** hereby acknowledges the receipt of your letter/request which has been uploaded to the DBM-Document Management System and routed to the appropriate office/s with the following information:

Sender: DPWH-CO - PERSONAL DELIVERY

Document Title: DPWH-CO-SUBMISSION OF CONSOLIDATED MRD FAR 4 FOR ALL FUNDS FOR THE MONTH OF FEBRUARY 2019

Document Reference No: 2019-BA-0022401

Date and Time Uploaded: Thursday, March 7, 2019 3:51:29 PM

Uploaded By: Jayson RECEIVING

Routed To: BMB-A Elsa Abundo


CC:

Total no of pages received: 1 copy and 11 pages

The determination of the completeness of the documentary requirements submitted, if any, is subject to the evaluation of the technical person in charge.

This receipt is system generated and does not require signature.

Received by:



DOCUMENT
MANAGEMENT
SYSTEM



Republic of the Philippines
DEPARTMENT OF PUBLIC WORKS AND HIGHWAYS
CENTRAL OFFICE
Manila

March 7, 2019

UNDERSECRETARY JANET B. ABUEL

Officer-in-Charge
Department of Budget and Management
Boncodin Hall, Gen. Solano St.
San Miguel, Manila

Attention: Director Lorenzo C. Drapete
Budget and Management Bureau A (BMB-A)

Dear Undersecretary Abuel:

In compliance with the Joint Circular No. 2019-1 dated January 1, 2019, we are submitting the **Consolidated Monthly Report of Disbursements (MRD) – FAR No. 4** for All Funds for the month of February 2019. The said report was also submitted thru the Unified Reporting System (URS).


Please acknowledge receipt hereof.

Very truly yours,


ARDELIZA R. MEDENILLA, MNSA, CESO I
Undersecretary for Support Services

cc: - Presidential Management Staff (Office of the President)
Malacañang, Manila

8.1.2 FKK/JJC/MZP





Republic of the Philippines
DEPARTMENT OF PUBLIC WORKS AND HIGHWAYS
CENTRAL OFFICE
Manila

March 7, 2019

CDL-SPM-OSEC
RSG/PSO-MNOV
Received by: Francis
Date: 3/8/2019

AUDITOR AVENILDA B. TORRES
Supervising Auditor
Office of the Auditor
Commission on Audit - DPWH

Dear Auditor Torres:

In compliance with Joint Circular No. 2019-1 dated January 1, 2019, we are submitting the **Consolidated Monthly Report of Disbursements (MRD) – FAR No. 4** for All Funds for the month of February 2019. The said report was also submitted thru the Unified Reporting System (URS) of the DBM.

Please acknowledge receipt hereof.

Very truly yours,


for **ARDELIZA R. MEDENILLA, MNSA, CESO I**
Undersecretary for Support Services

8.1.2 FKK/JJC/MZP



Republic of the Philippines
DEPARTMENT OF PUBLIC WORKS AND HIGHWAYS
CENTRAL OFFICE
Manila

March 7, 2019



ASSISTANT COMMISSIONER LOURDES M. CASTILLO

Government Accountancy Sector
Commission on Audit
Commonwealth Avenue, Quezon City

Attention: MR. USMIN P. DIAMEL, DIRECTOR IV
Government Accountancy Office

Dear Assistant Commissioner Castillo:

In compliance with the Joint Circular No. 2019-1 dated January 1, 2019, we are submitting the **Consolidated Monthly Report of Disbursements (MRD) – FAR No. 4** for All Funds for the month of February 2019. The said report was also submitted thru the Unified Reporting System (URS) of the DBM.

Please acknowledge receipt hereof.

Very truly yours,


ARDELIZA R. MEDENILLA, MNSA, CESO I
Undersecretary for Support Services

8.1.2 FKK/JJC/MZP

MONTHLY REPORT OF DISBURSEMENTS

For the month of February, 2019

Department: Department of Public Works and Highways (DPWH)											Agency: Office of the Secretary										Operating Unit: Central Office										
Organization Code (UACS): 180010100000											Fund Cluster: 02 - Foreign Assisted Projects Fund										Report Status: ALL										
PARTICULARS	CURRENT YEAR BUDGET					PRIOR YEAR'S ACCOUNTS PAYABLE										CURRENT YEAR'S ACCOUNTS PAYABLE					SUB-TOTAL	TRUST LIABILITIES				GRAND TOTAL					REMARKS
	PS	MOOE	Fin. Exp	CO	TOTAL	PS	MOOE	Fin. Exp	CO	Sub-Total	PS	MOOE	Fin. Exp	CO	Sub-Total	TOTAL	PS	MOOE	CO	TOTAL		PS	MOOE	Fin. Exp	CO	TOTAL					
	2	3	4	5	6=(2+3+4+5)	7	8	9	10	11=(7+8+9+10)	12	13	14	15	16=(12+13+14+15)	17=(11+16)	18=(6+17)	19	20	21		22=(19+20+21)	23	24	25	26	27=(23+24+25+26)	28			
Notice of Cash Allocation (NCA)									147,251,005.18	147,251,005.18				13,549,954.02	13,549,954.02	160,800,959.2	160,800,959.2								160,800,959.2	160,800,959.2					
MDS Checks Issued									622,791.48	622,791.48				11,246,914.87	11,246,914.87	11,869,706.35	11,869,706.35								11,869,706.35	11,869,706.35					
Department of Public Works and Highways (DPWH)									622,791.48	622,791.48				11,246,914.87	11,246,914.87	11,869,706.35	11,869,706.35								11,869,706.35	11,869,706.35					
Office of the Secretary									622,791.48	622,791.48				11,246,914.87	11,246,914.87	11,869,706.35	11,869,706.35								11,869,706.35	11,869,706.35					
National Capital Region (NCR)									622,791.48	622,791.48				11,246,914.87	11,246,914.87	11,869,706.35	11,869,706.35								11,869,706.35	11,869,706.35					
Central Office									622,791.48	622,791.48				11,246,914.87	11,246,914.87	11,869,706.35	11,869,706.35								11,869,706.35	11,869,706.35					
Advice to Debit Account									146,628,213.7	146,628,213.7				2,303,039.15	2,303,039.15	148,931,252.85	148,931,252.85								148,931,252.85	148,931,252.85					
Department of Public Works and Highways (DPWH)									146,628,213.7	146,628,213.7				2,303,039.15	2,303,039.15	148,931,252.85	148,931,252.85								148,931,252.85	148,931,252.85					
Office of the Secretary									146,628,213.7	146,628,213.7				2,303,039.15	2,303,039.15	148,931,252.85	148,931,252.85								148,931,252.85	148,931,252.85					
National Capital Region (NCR)									146,628,213.7	146,628,213.7				2,303,039.15	2,303,039.15	148,931,252.85	148,931,252.85								148,931,252.85	148,931,252.85					
Central Office									146,628,213.7	146,628,213.7				2,303,039.15	2,303,039.15	148,931,252.85	148,931,252.85								148,931,252.85	148,931,252.85					
Tax Remittance Advances Issued (TRA)									32,066,570.23	32,066,570.23				801,621.04	801,621.04	32,868,191.27	32,868,191.27								32,868,191.27	32,868,191.27					
Department of Public Works and Highways (DPWH)									32,066,570.23	32,066,570.23				801,621.04	801,621.04	32,868,191.27	32,868,191.27								32,868,191.27	32,868,191.27					
Office of the Secretary									32,066,570.23	32,066,570.23				801,621.04	801,621.04	32,868,191.27	32,868,191.27								32,868,191.27	32,868,191.27					
National Capital Region (NCR)									32,066,570.23	32,066,570.23				801,621.04	801,621.04	32,868,191.27	32,868,191.27								32,868,191.27	32,868,191.27					
Central Office									32,066,570.23	32,066,570.23				801,621.04	801,621.04	32,868,191.27	32,868,191.27								32,868,191.27	32,868,191.27					
Non-Cash Availment Authority (NCAA)									710,943,251.71	710,943,251.71						710,943,251.71	710,943,251.71								710,943,251.71	710,943,251.71					
Department of Public Works and Highways (DPWH)									710,943,251.71	710,943,251.71						710,943,251.71	710,943,251.71								710,943,251.71	710,943,251.71					
Office of the Secretary									710,943,251.71	710,943,251.71						710,943,251.71	710,943,251.71								710,943,251.71	710,943,251.71					
National Capital Region (NCR)									710,943,251.71	710,943,251.71						710,943,251.71	710,943,251.71								710,943,251.71	710,943,251.71					
Central Office									710,943,251.71	710,943,251.71						710,943,251.71	710,943,251.71								710,943,251.71	710,943,251.71					
Grand Total									890,260,827.12	890,260,827.12				14,351,575.06	14,351,575.06	904,612,402.18	904,612,402.18								904,612,402.18	904,612,402.18					

Summary

PARTICULARS	PREVIOUS REPORT	CURRENT MONTH	AS OF DATE
(1)	(2)	(3)	(4)
Total Disbursement Authorities Received			
NCA	267,106,699.00	158,718,000.00	425,824,699.00
Working Fund	33,070,859.93		33,070,859.93
TRA	66,476,009.69	32,868,191.27	99,344,200.96
CDC			
NCAA	690,950,307.80	710,943,251.71	1,401,893,559.51
Others (CDT, BTr Docs Stamp, etc.)			
Less: Notice of Transfer Allocations (NTA)* issued	13,793,275.32	7,055,194.56	20,848,469.88
Total Disbursements Authorities Available	1,043,810,601.10	895,474,248.42	1,939,284,849.52
Less:			
Lapsed NCA			
Disbursements	994,840,974.46	904,612,402.18	1,899,453,376.64
Balance of Disbursements Authorities as of date	48,969,626.64	(9,138,153.76)	39,831,472.88
Total Disbursements Program	614,265,423.68	939,079,805.44	1,553,345,229.12
Less: * Actual Disbursements	994,840,974.46	904,612,402.18	1,899,453,376.64
(Over)/Under spending:	(380,575,550.78)	34,467,403.26	(346,108,147.52)

Certified Correct:



MARY ANTOINETTE Z. PUNO

Agency Chief Accountant

Date:

Approved By:



ARDELIZA R. MEDENILLA, MNSA, CESO I
Undersecretary for Support Services

Head of Agency or Authorized Representative

Date:

MONTHLY REPORT OF DISBURSEMENTS

For the month of February, 2019

Department: Department of Public Works and Highways (DPWH)										Agency: Office of the Secretary										Operating Unit: Central Office											
Organization Code (UACS): 180010100000										Fund Cluster: 03 - Special Account - Locally Funded										Report Status: ALL											
PARTICULARS	CURRENT YEAR BUDGET					PRIOR YEAR'S ACCOUNTS PAYABLE										CURRENT YEAR'S ACCOUNTS PAYABLE					SUB-TOTAL	TRUST LIABILITIES				GRAND TOTAL					REMARKS
	PS	MOOE	Fin. Exp	CO	TOTAL	PS	MOOE	Fin. Exp	CO	Sub-Total	PS	MOOE	Fin. Exp	CO	Sub-Total	TOTAL	PS	MOOE	CO	TOTAL		PS	MOOE	Fin. Exp	CO	TOTAL					
	2	3	4	5	6=(2+3+4+5)	7	8	9	10	11=(7+8+9+10)	12	13	14	15	16=(12+13+14+15)	17=(11+16)	18=(6+17)	19	20	21		22=(19+20+21)	23	24	25	26	27=(23+24+25+26)	28			
Notice of Cash Allocation (NCA)									32,955,364.75	32,955,364.75						32,955,364.75	32,955,364.75								32,955,364.75	32,955,364.75					
Advice to Debit Account									32,955,364.75	32,955,364.75						32,955,364.75	32,955,364.75								32,955,364.75	32,955,364.75					
Department of Public Works and Highways (DPWH)									32,955,364.75	32,955,364.75						32,955,364.75	32,955,364.75								32,955,364.75	32,955,364.75					
Office of the Secretary									32,955,364.75	32,955,364.75						32,955,364.75	32,955,364.75								32,955,364.75	32,955,364.75					
National Capital Region (NCR)									32,955,364.75	32,955,364.75						32,955,364.75	32,955,364.75								32,955,364.75	32,955,364.75					
Central Office									32,955,364.75	32,955,364.75						32,955,364.75	32,955,364.75								32,955,364.75	32,955,364.75					
Notice of Transfer of Allocation (NTA)																															
MDS Checks Issued																															
Department of Public Works and Highways (DPWH)																															
Office of the Secretary																															
National Capital Region (NCR)																															
Central Office																															
Tax Remittance Advice Issued (TRA)									3,793,859.97	3,793,859.97						3,793,859.97	3,793,859.97								3,793,859.97	3,793,859.97					
Department of Public Works and Highways (DPWH)									3,793,859.97	3,793,859.97						3,793,859.97	3,793,859.97								3,793,859.97	3,793,859.97					
Office of the Secretary									3,793,859.97	3,793,859.97						3,793,859.97	3,793,859.97								3,793,859.97	3,793,859.97					
National Capital Region (NCR)									3,793,859.97	3,793,859.97						3,793,859.97	3,793,859.97								3,793,859.97	3,793,859.97					
Central Office									3,793,859.97	3,793,859.97						3,793,859.97	3,793,859.97								3,793,859.97	3,793,859.97					
Grand Total									36,749,224.72	36,749,224.72						36,749,224.72	36,749,224.72								36,749,224.72	36,749,224.72					

Summary

PARTICULARS	PREVIOUS REPORT	CURRENT MONTH	AS OF DATE
(1)	(2)	(3)	(4)
Total Disbursement Authorities Received			
NCA	584,835,657.00		584,835,657.00
Working Fund			
TRA	2,672,336.76	3,793,859.97	6,466,196.73
CDC			
NCAA			
Others (CDT, BTr Docs Stamp, etc.)			
Less: Notice of Transfer Allocations (NTA)* issued	409,660,906.31	62,054,331.13	471,715,237.44
Total Disbursements Authorities Available	177,847,087.45	(58,260,471.16)	119,586,616.29
Less:			
Lapsed NCA			
Disbursements	82,837,391.09	36,749,224.72	119,586,615.81
Balance of Disbursements Authorities as of date	95,009,696.36	(95,009,695.88)	48
Total Disbursements Program	190,796,750.69	(45,596,331.13)	145,200,419.56
Less: * Actual Disbursements	82,837,391.09	36,749,224.72	119,586,615.81
(Over) Under spending	107,959,359.60	(82,345,555.85)	25,613,803.75

Certified Correct:

MARY ANTOINETTE Z. PUNO

Agency Chief Accountant

Date:

Approved By:

ARDELIZA R. MEDENILLA, MNSA, CESO I
Undersecretary for Support Services

Head of Agency or Authorized Representative

Date:

MONTHLY REPORT OF DISBURSEMENTS

For the month of February, 2019

Department: Department of Public Works and Highways (DPWH)										Agency: Office of the Secretary										Operating Unit: Central Office									
Organization Code (UACS): 180010100000										Fund Cluster: 07 - Trust Fund										Report Status: ALL									
PARTICULARS	CURRENT YEAR BUDGET					PRIOR YEAR'S BUDGET										SUB-TOTAL	TRUST LIABILITIES				GRAND TOTAL					REMARKS			
						PRIOR YEAR'S ACCOUNTS PAYABLE					CURRENT YEAR'S ACCOUNTS PAYABLE																		
	PS	MOOE	Fin. Exp	CO	TOTAL	PS	MOOE	Fin. Exp	CO	Sub-Total	PS	MOOE	Fin. Exp	CO	Sub-Total		TOTAL	PS	MOOE	CO	TOTAL	PS	MOOE	Fin. Exp	CO		TOTAL		
1	2	3	4	5	6=(2+3+4+5)	7	8	9	10	11=(7+8+9+10)	12	13	14	15	16=(12+13+14+15)	17=(11+16)	18=(6+17)	19	20	21	22=(19+20+21)	23	24	25	26	27=(23+24+25+26)	28		
Notice of Cash Allocation (NCA)																				76,763,187.62	76,763,187.62				76,763,187.62	76,763,187.62			
MDS Checks Issued																				76,763,187.62	76,763,187.62				76,763,187.62	76,763,187.62			
Department of Public Works and Highways (DPWH)																				76,763,187.62	76,763,187.62				76,763,187.62	76,763,187.62			
Office of the Secretary																				76,763,187.62	76,763,187.62				76,763,187.62	76,763,187.62			
National Capital Region (NCR)																				76,763,187.62	76,763,187.62				76,763,187.62	76,763,187.62			
Central Office																				76,763,187.62	76,763,187.62				76,763,187.62	76,763,187.62			
Grand Total																				76,763,187.62	76,763,187.62				76,763,187.62	76,763,187.62			

Summary

PARTICULARS	PREVIOUS REPORT	CURRENT MONTH	AS OF DATE
(1)	(2)	(3)	(4)
Total Disbursement Authorities Received			
NCA		1,850,000,000.00	1,850,000,000.00
Working Fund			
TRA			
CDC			
NCAA			
Others (CDT, BIR Docs Stamp, etc.)			
Less: Notice of Transfer Allocations (NTA)* Issued		1,679,018,737.84	1,679,018,737.84
Total Disbursement Authorities Available		170,981,262.16	170,981,262.16
Less:			
Lapsed NCA			
Disbursements		76,763,187.62	76,763,187.62
Balance of Disbursements Authorities as of date		94,218,074.54	94,218,074.54
Total Disbursements Program			
Less: * Actual Disbursements		76,763,187.62	76,763,187.62
(Over) Under spending		(76,763,187.62)	(76,763,187.62)

Certified Correct:


 MARY ANTOINETTE Z. PUNO

Agency Chief Accountant

Date:

Approved By:


 ARDELIZA R. MELANILLA, MNSA, CESO I
 Undersecretary for Support Services

Head of Agency or Authorized Representative

Date:

This report was generated using the Unified Reporting System on 07/03/2019 09:05

CONSOLIDATED MONTHLY REPORT OF DISE
For the month of February 2019

Department : Department of Public Works and Highways
 Agency : National Government
 Operating Unit : Central Office
 Organization Code (UACS) : 180010100000
 Funding Source Code (as clustered) : 101101/104102 (Cluster 01)

PARTICULARS	CURRENT YEAR BUDGET					PRIOR YEAR'S ACCOUNTS PAYABLE					PRIOR YEAR'S BUDGET	
	PS	MOOE	Fin. Exp.	CO	TOTAL	PS	MOOE	Fin. Exp.	CO	Sub-Total	PS	MOOE
	(2)	(3)	(4)	(5)	(6=2+3+4+5)	(7)	(8)	(9)	(10)	(11=7+8+9+10)	(12)	(13)
NOTICE OF CASH ALLOCATION												
MDS Checks Issued	36,136,808.27	5,235.23	-	-	36,142,043.50	664,449.76	32,803.71	-	217,480,082.70	218,177,336.17	-	95,510.32
Advice to Debit Account	59,659,020.76	812,585.96	-	-	60,471,606.72	3,686,637.43	13,625,712.19	-	879,392,895.21	896,705,244.83	8,185,464.76	4,108,946.91
Working Fund (NCA Issued to BTr)	-	-	-	-	-	-	-	-	-	-	-	-
Tax Remittance Advice Issued (TRA)	7,276,631.98	99.65	-	14,472.34	7,291,203.97	1,745,061.22	5,254,792.82	-	25,142,581.65	32,142,435.69	44,401.18	302,230.90
Cash Disbursement Ceiling (CDC)	-	-	-	-	-	-	-	-	-	-	-	-
Non-Cash Availment Authority (NCAA)	-	-	-	-	-	-	-	-	-	-	-	-
Others (CDT, BTr Docs Stamps, etc.)	-	-	-	-	-	-	-	-	-	-	-	-
TOTAL	103,072,461.01	817,920.84	-	14,472.34	103,904,854.19	6,096,148.41	18,913,308.72	-	1,122,015,559.56	1,147,025,016.69	8,229,865.94	4,506,688.13

SUMMARY:

	Previous Report (January 2019)	This Month (February 2019)	As of Date
Total Disbursement Authorities Received	42,685,100,116.47	53,177,141,936.74	95,862,242,053.21
NCA/NTA	42,642,696,697.00	53,137,361,665.00	95,780,058,362.00
NCA-forwarded from previous month	-	-	-
Working Fund	-	-	-
TRA	42,403,419.47	39,780,271.74	82,183,691.21
CDC	-	-	-
NCAA	-	-	-
Others (CDT, BTr, Docs Stamp, etc.)	-	-	-
Less: Notice of Transfer Allocations (NTA) Issued	(41,591,196,450.98)	(45,163,810,228.78)	(86,755,006,679.76)
Total Disbursements Authorities Available	1,093,903,665.49	8,013,331,707.96	9,107,235,373.45
Less: Lapsed NCA	-	-	-
Disbursements *	(968,694,902.92)	(1,333,215,317.52)	(2,301,910,220.44)
Balance of Disbursements Authorities as of to date	125,208,762.57	6,680,116,390.44	6,805,325,153.01

* Amounts should tally

Prepared by:


FARHA K. KARIM
Accountant III

Date:

Certified correct by:


MARY ANTOINETTE Z. PUNO
Department Chief Accountant

Date:

Recommending ap

Date:

EAR'S ACCOUNTS PAYABLE				SUB-TOTAL	TRUST LIABILITIES				TOTAL					REMARKS
Fin. Exp.	CO	Sub-Total	TOTAL		PS	MOOE	CO	TOTAL	PS	MOOE	Fin. Exp.	CO	TOTAL	
(14)	(15)	(16=12+13+14+15)	(17=11+16)	(18=6+17)	(19)	(20)	(21)	22=19+20+21	(23)	(24)	(25)	(26)	(27=23+24+25+26)	(28)
-	63,286,930.12	63,382,440.44	281,559,776.61	317,701,820.11	-	-	-	-	36,801,258.03	133,549.26	-	280,767,012.82	317,701,820.11	
-	6,261,962.45	18,556,374.12	915,261,618.95	975,733,225.67	-	-	-	-	71,531,122.95	18,547,245.06	-	885,654,857.66	975,733,225.67	
-	-	-	-	-	-	-	-	-	-	-	-	-	-	
-	-	346,632.08	32,489,067.77	39,780,271.74	-	-	-	-	9,066,094.38	5,557,123.37	-	25,157,053.99	39,780,271.74	
-	-	-	-	-	-	-	-	-	-	-	-	-	-	
-	-	-	-	-	-	-	-	-	-	-	-	-	-	
-	-	-	-	-	-	-	-	-	-	-	-	-	-	
-	69,548,892.57	82,285,446.64	1,229,310,463.33	1,333,215,317.52	-	-	-	-	117,398,475.36	24,237,917.69	-	1,191,578,924.47	1,333,215,317.52	

	Previous Report (January 2019)	This Month (February 2019)	As of Date
Total Cash Disbursement Program	42,642,696,697.00	53,137,361,665.00	95,780,058,362.00
Less: Actual Cash Disbursements	(926,291,483.45)	(1,293,435,045.78)	(2,219,726,529.23)
	<u>41,716,405,213.55</u>	<u>51,843,926,619.22</u>	<u>93,560,331,832.77</u>
Less: Notice of Transfer Allocations (NTA) Issued (Over)/Under Spending			<u>(86,755,006,679.76)</u> <u>6,805,325,153.01</u>

Approval by:


MARICHU A. PALAFOX, CESO III
Director IV, Finance Service

Approved by:


ARDELIZA R. MEDENILLA, MNSA, CESO I
Undersecretary for Support Services

Date:



Department : DEPARTMENT OF PUBLIC WORKS AND HIGHWAYS
Agency : DEPARTMENT OF PUBLIC WORKS AND HIGHWAYS
Operating Unit : CENTRAL OFFICE
Organizational Code (UACS) : 180010100000
Funding Source Code (as clustered) : FUND 102 (F101151, F101152, F101163, F101167 AND F101168)
(e.g. Old Fund Code: 101, 102, 151)

PARTICULARS	CURRENT YEAR BUDGET					PRIOR YEAR'S ACCOUNTS PAYABLE					PRIOR YEARS BUDGET		
	PS	MOOE	Fin. Exp	CO	TOTAL	PS	MOOE	Fin. Exp	CO	Sub-Total	PS	MOOE	Fin. Exp
	2	3	4	5	6=(2+3+4+5)	7	8	9	10	11=(7+8+9+10)	12	13	14
Notice of Cash Allocation (NCA)													
MDS Checks Issued	-	-	-	-	-	-	-	-	622,791.48	622,791.48	-	-	-
Advice to Debit Account	-	-	-	-	-	-	-	-	146,628,213.70	146,628,213.70	-	-	-
Working fund (NCA Issued to BTr)	-	-	-	-	-	-	-	-	-	-	-	-	-
Tax Remittance Advices Issued (TRA)	-	-	-	-	-	-	-	-	32,066,570.23	32,066,570.23	-	-	-
Cash Disbursement Ceiling (CDC)	-	-	-	-	-	-	-	-	-	-	-	-	-
Non-Cash Availment Authority (NCAA)	-	-	-	-	-	-	-	-	710,943,251.71	710,943,251.71	-	-	-
Others (CDT, BTr Docs Stamps, etc.)	-	-	-	-	-	-	-	-	-	-	-	-	-
TOTAL									890,260,827.12	890,260,827.12			

SUMMARY:

	Previous Report (JANUARY 2019)	This Month (FEBRUARY 2019)	As of Date
Total Disbursement Authorities Received			
NCA	267,106,699.00	158,718,000.00	425,824,699.00
Working Fund	33,070,859.93	-	33,070,859.93
TRA	66,476,009.69	32,868,191.27	99,344,200.96
CDC	-	-	-
NCAA	690,950,307.80	710,943,251.71	1,401,893,559.51
Others (CDC,BTr, Docs Tamps,etc)	-	-	-
Less: Notice of transfer Allocations (NTA)* issued	(13,793,275.32)	(7,055,194.56)	(20,848,469.88)
Total Disbursements Authorities Available	1,043,810,601.10	895,474,248.42	1,939,284,849.52
Less: Lapsed NCA	-	-	-
Disbursements*	(994,840,974.46)	(904,612,402.18)	(1,899,453,376.64)
Add/ (Deduct) Adjustments	-	-	-
Balance of Disbursements Authorities as of Date	48,969,626.64	(9,138,153.76)	39,831,472.88

*Amounts should Tally

Prepared by:

A.R. Latorre
APRIL ROSE S. LATORRE

Accountant II

Date: March 7, 2019

Certified Correct by:

M.A. Puno
MARY ANTOINETTE Z. PUNO

Department Chief Accountant

Date:

YEAR'S ACCOUNTS PAYABLE			TOTAL	SUB-TOTAL	TRUST LIABILITIES				GRAND TOTAL					REMARKS
Exp	CO	Sub-Total			PS	MOOE	CO	TOTAL	PS	MOOE	Fin. Exp	CO	TOTAL	
4	15	16=(12+13+14+15)	17=(11+16)	18=(6+17)	19	20	21	22=(19+20+21)	23	24	25	26	27=(23+24+25+26)	
-	11,246,914.87	11,246,914.87	11,869,706.35	11,869,706.35	-	-	-	-	-	-	-	11,869,706.35	11,869,706.35	
-	2,303,039.15	2,303,039.15	148,931,252.85	148,931,252.85	-	-	-	-	-	-	-	148,931,252.85	148,931,252.85	
-	-	-	-	-	-	-	-	-	-	-	-	-	-	
-	801,621.04	801,621.04	32,868,191.27	32,868,191.27	-	-	-	-	-	-	-	32,868,191.27	32,868,191.27	
-	-	-	-	-	-	-	-	-	-	-	-	-	-	
-	-	-	710,943,251.71	710,943,251.71	-	-	-	-	-	-	-	710,943,251.71	710,943,251.71	
-	-	-	-	-	-	-	-	-	-	-	-	-	-	
-	14,351,575.06	14,351,575.06	904,612,402.18	904,612,402.18	-	-	-	-	-	-	-	904,612,402.18	904,612,402.18	

	Previous Report (JANUARY 2019)	This month (FEBRUARY 2019)	As of Date
Total Disbursement Program	628,058,699.00	946,135,000.00	1,574,193,699.00
Less: NTA Issued Ros/DEOs	(13,793,275.32)	(7,055,194.56)	(20,848,469.88)
Net Disbursement Program for CO	614,265,423.68	939,079,805.44	1,553,345,229.12
Less: *Actual Disbursement	(994,840,974.46)	(904,612,402.18)	(1,899,453,376.64)
(Over)/Under spending	<u>(380,575,550.78)</u>	<u>34,467,403.26</u>	<u>(346,108,147.52)</u>

Recommending Approval by:

MARICHU A. PALAFOX, CESO III

Director IV, FS

Date: _____

Approved By:

ARDELIZA R. MEDENILLA, MNSA, CESO I

Undersecretary for Support Services

Date: _____

MONTHLY REPORT
For the month of

Department : DEPARTMENT OF PUBLIC WORKS AND HIGHWAYS
Agency : DEPARTMENT OF PUBLIC WORKS AND HIGHWAYS
Operating Unit : CENTRAL OFFICE
Organizational Code (UACS) : 180010100000
Funding Source Code (as clustered) : FUND MVUC (F104358, F104359 & 104360)
(e.g. Old Fund Code: 101, 102, 151)


PARTICULARS	CURRENT YEAR BUDGET					PRIOR YEAR'S ACCOUNTS PAYABLE						PRIOR YEARS BUDGET	
	PS	MOOE	Fin. Exp	CO	TOTAL	PS	MOOE	Fin. Exp	CO	Sub-Total		PS	MOOE
	2	3	4	5	6=(2+3+4+5)	7	8	9	10	11=(7+8+9+10)		12	13
Notice of Cash Allocation (NCA)					-					-			
MDS Checks Issued	-	-	-	-	-	-	-	-	-	-	-	-	-
Advice to Debit Account	-	-	-	-	-	-	-	-	32,955,364.75	32,955,364.75	-	-	-
Working fund (NCA Issued to BTr)	-	-	-	-	-	-	-	-	-	-	-	-	-
Tax Remittance Advices Issued (TRA)	-	-	-	-	-	-	-	-	3,793,859.97	3,793,859.97	-	-	-
Cash Disbursement Ceiling (CDC)	-	-	-	-	-	-	-	-	-	-	-	-	-
Non-Cash Availment Authority (NCAA)	-	-	-	-	-	-	-	-	-	-	-	-	-
Others (CDT, BTr Docs Stamps, etc.)	-	-	-	-	-	-	-	-	-	-	-	-	-
TOTAL				-	-				36,749,224.72	36,749,224.72			

SUMMARY:




	Previous Report (January 2019)	This Month (February 2019)	As of Date
Total Disbursement Authorities Received			
NCA	584,835,657.00	-	584,835,657.00
Working Fund	-	-	-
TRA	2,672,336.76	3,793,859.97	6,466,196.73
CDC	-	-	-
NCAA	-	-	-
Others (CDC,BTr, Docs Tamps,etc)	-	-	-
Less: Notice of transfer Allocations (NTA)* issued	(409,660,906.31)	(62,054,331.13)	(471,715,237.44)
Total Disbursements Authorities Available	177,847,087.45	(58,260,471.16)	119,586,616.29
Less: Lapsed NCA	-	-	-
Disbursements*	(82,837,391.09)	(36,749,224.72)	(119,586,615.81)
Add/Deduct: Adjustments	-	-	-
Balance of Disbursements Authorities as of to Date	95,009,696.36	(95,009,695.88)	0.48

*Amounts should Tally

Prepared by:


JACQUELINE TOLENTINO
Accountant II
Date: March 7, 2019

Certified Correct by:


MARY ANTOINETTE Z. PUNO
Department Chief Accountant
Date:  

DISBURSEMENT
February 2019

CURRENT YEAR'S ACCOUNTS PAYABLE			TOTAL	SUB-TOTAL	TRUST LIABILITIES				GRAND TOTAL					REMARKS
Fin. Exp	CO	Sub-Total			PS	MOOE	CO	TOTAL	PS	MOOE	Fin. Exp	CO	TOTAL	
14	15	16=(12+13+14+15)	17=(11+16)	18=(6+17)	19	20	21	22=(19+20+21)	23	24	25	26	27=(23+24+25+26)	
-	-	-	-	-	-	-	-	-	-	-	-	-	-	
-	-	-	32,955,364.75	32,955,364.75	-	-	-	-	-	-	-	32,955,364.75	32,955,364.75	
-	-	-	3,793,859.97	3,793,859.97	-	-	-	-	-	-	-	3,793,859.97	3,793,859.97	
-	-	-	-	-	-	-	-	-	-	-	-	-	-	
-	-	-	-	-	-	-	-	-	-	-	-	-	-	
-	-	-	-	-	-	-	-	-	-	-	-	-	-	
-	-	-	36,749,224.72	36,749,224.72	-	-	-	-	-	-	-	36,749,224.72	36,749,224.72	

Total Disbursement Program
Less: NTA Issued Ros/DEOs
Net Disbursement Program for CO
Less: *Actual Disbursement
(Over)/Under spending

Previous Report
(January 2019)

This Month
(February 2019)

As of Date

600,457,657.00	16,458,000.00	616,915,657.00
(409,660,906.31)	(62,054,331.13)	(471,715,237.44)
190,796,750.69	(45,596,331.13)	145,200,419.56
(82,837,391.09)	(36,749,224.72)	(119,586,615.81)
107,959,359.60	(82,345,555.85)	25,613,803.75

Recommending Approval by:



MARICHU A. PALAFOX, CESO III

Director IV, FS

Date: _____

Approved By:


ARDELIZA R. MEDENILLA, MNSA, CESO I
Undersecretary for Support Services

Date: _____

Department : DEPARTMENT OF PUBLIC WORKS AND HIGHWAYS
 Agency : DEPARTMENT OF PUBLIC WORKS AND HIGHWAYS
 Operating Unit : CENTRAL OFFICE
 Organizational Code (UACS) : 180010100000
 Funding Source Code (as clustered) : FUND 308601 - Trust Fund
 (e.g. Old Fund Code: 101, 102, 151)

PARTICULARS	CURRENT YEAR BUDGET					PRIOR YEARS BUDGET								
	PS	MOOE	Fin. Exp	CO	TOTAL	PRIOR YEAR'S ACCOUNTS PAYABLE					CURRENT YEAR'S ACCOUNTS PA			
						PS	MOOE	Fin. Exp	CO	Sub-Total	PS	MOOE	Fin. Exp	CO
1	2	3	4	5	6=(2+3+4+5)	7	8	9	10		12	13	14	15
Notice of Cash Allocation (NCA)														
MDS Checks Issued					-					-				
Advice to Debit Account					-					-				
Working fund (NCA Issued to BTr)					-					-				
Tax Remittance Advices Issued (TRA)					-					-				
Cash Disbursement Ceiling (CDC)					-					-				
Non-Cash Availment Authority (NCAA)					-					-				
Others (CDT, BTr Docs Stamps, etc.)					-					-				
TOTAL					-					-				

SUMMARY:

	Previous Report (January 2019)	This Month (February 2019)	As of Date
Total Disbursement Authorities Received			
NCA	-	1,850,000,000.00	1,850,000,000.00
Working Fund			-
TRA	-		-
CDC			-
NCAA			-
Others (CDC,BTr, Docs Tamps,etc)			-
Less: Notice of transfer Allocations (NTA)* issued	-	(1,679,018,737.84)	(1,679,018,737.84)
Funding Check Transfer to RO/OU/NGAs	-	-	-
Total Disbursements Authorities Available	-	170,981,262.16	170,981,262.16
Less: Lapsed NCA	-	-	-
Disbursements*	-	(76,763,187.62)	(76,763,187.62)
Balance of Disbursements Authorities as of to Date	-	94,218,074.54	94,218,074.54

Notes: The use of NTA is discourage

*Amounts should Tally

Prepared by:


 JACQUELINE TOLENTINO

Accountant II

Date: March 7, 2019

Certified Correct by:


 MARY ANTONETTE Z. PUNO

Department Chief Accountant

Date:

REPORT OF DISBURSEMENT
Month of February 2018

YARIABLE Sub-Total	TOTAL	SUB-TOTAL	TRUST LIABILITIES				GRAND TOTAL					REMARKS
			PS	MOOE	CO	TOTAL	PS	MOOE	Fin. Exp	CO	TOTAL	
16=(12+13+14+15)	17=(11+16)	18=(6+17)	19	20	21	22=(19+20+21)	23	24	25	26	27=(23+24+25+26)	
-	-	-			76,763,187.62	76,763,187.62	-	-		76,763,187.62	76,763,187.62	
-	-	-				-	-	-		-	-	
-	-	-				-	-	-		-	-	
-	-	-				-	-	-		-	-	
-	-	-				-	-	-		-	-	
-	-	-				-	-	-		-	-	
-	-	-	-	-	76,763,187.62	76,763,187.62	-	-	-	76,763,187.62	76,763,187.62	

Previous Report
(January 2019)

This Month
(February 2019)

As of Date

Total Disbursement Program
Less: *Actual Disbursement
(Over)/Under spending

-
-
-

-
(76,763,187.62)
76,763,187.62

-
(76,763,187.62)
76,763,187.62

Recommending Approval by:

MARICHU A. PALAFOX, CESO III

Director IV, FS

Date:

Approved by:

ARDELIZA R. MEDENILLA, MNSA, CESO I

Undersecretary for Support Services

Date:

Department : Department of Public Works and Highways
Agency : National Government
Operating Unit : Nationwide
Organization Code (UACS) :
Funding Source Code (as clustered) : ALL FUNDS

PARTICULARS	CURRENT YEAR BUDGET					PRIOR YEAR'S ACCOUNTS PAYABLE					PRIOR YEAR'S BUDGET		
	PS	MOOE	Fin. Exp.	CO	TOTAL	PS	MOOE	Fin. Exp.	CO	Sub-Total	PS	MOOE	Fin. Exp.
	(2)	(3)	(4)	(5)	(6=2+3+4+5)	(7)	(8)	(9)	(10)	(11=7+8+9+10)	(12)	(13)	(14)
NOTICE OF CASH ALLOCATION	612,675,160.88	41,743,042.96	-	17,341,796.20	671,760,000.04	27,671,239.08	825,804,000.27	-	38,699,506,045.28	39,552,981,284.63	8,471,339.76	40,226,415.30	-
MDS Checks Issued	183,824,624.02	6,559,840.74	-	5,798,482.70	196,182,947.46	12,818,580.56	12,925,684.10	-	1,040,065,329.39	1,065,809,594.05	-	7,200,944.92	-
Central Office	36,136,808.27	5,235.23	-	-	36,142,043.50	664,449.76	32,803.71	-	251,058,238.93	251,755,492.40	-	95,510.32	-
NCR	6,212,513.27	83,625.00	-	95,405.56	6,391,543.83	-	233,513.17	-	26,588,087.46	26,821,600.63	-	101,676.23	-
CAR	6,615,764.28	630,437.80	-	374,878.09	7,621,080.17	61,971.11	123,597.71	-	638,336.03	823,904.85	-	11,069.94	-
Region I	4,755,444.11	27,496.90	-	-	4,782,941.01	-	55,033.16	-	3,128,315.99	3,183,349.15	-	2,040,237.52	-
Region II	1,141,501.13	239,603.12	-	-	1,381,104.25	-	10,730.00	-	938,498.33	949,228.33	-	97,686.56	-
Region III	14,249,911.24	23,000.00	-	-	14,272,911.24	304,030.33	867,281.55	-	6,920,970.08	8,092,281.96	-	268,303.15	-
Region IV-A	10,148,051.83	8,389.35	-	928,607.69	11,085,048.87	1,522,338.05	646,675.00	-	198,647,132.00	200,816,145.05	-	3,937.50	-
Region IV-B	6,417,332.31	1,701,200.21	-	-	8,118,532.52	1,939,357.02	32,914.73	-	391,892.45	2,364,164.20	-	79,303.22	-
Region V	9,734,735.14	787,691.20	-	2,628,423.84	13,150,850.18	18,335.72	504,353.75	-	181,880,556.60	182,403,246.07	-	74,969.30	-
Region VI	10,378,088.57	166,064.86	-	-	10,544,153.43	10,557.20	6,700.00	-	6,385,141.86	6,402,399.06	-	105,768.51	-
Region VII	16,795,066.54	1,355,574.09	-	-	18,150,640.63	142,476.79	1,895,976.58	-	84,358,378.15	86,396,831.52	-	2,929,348.76	-
Region VIII	21,182,132.35	646,055.19	-	1,543,478.74	23,371,666.28	1,676,501.57	3,361,024.10	-	19,870,512.22	24,908,037.89	-	276,097.68	-
Region IX	2,534,079.63	189,091.76	-	9,606.00	2,732,777.39	74,161.67	133,875.75	-	31,502,893.48	31,710,930.90	-	2,290.00	-
Region X	7,150,212.42	178,595.73	-	218,082.78	7,546,890.93	73,196.89	136,071.24	-	25,595,167.50	25,804,435.63	-	179,477.60	-
Region XI	9,961,088.90	-	-	-	9,961,088.90	1,273,383.85	316,033.54	-	26,052,080.19	27,641,497.58	-	273,280.93	-
Region XII	12,373,868.98	340,515.90	-	-	12,714,384.88	14,053.38	1,385,900.30	-	163,671,115.68	165,071,069.36	-	121,370.60	-
Region XIII	8,038,025.05	177,264.40	-	-	8,215,289.45	5,043,767.22	3,183,199.81	-	12,438,012.44	20,664,979.47	-	540,617.10	-
Advice to Debit Account	428,850,536.86	35,183,202.22	-	11,543,313.50	475,577,052.58	14,852,658.52	812,878,316.17	-	37,659,440,715.89	38,487,171,690.58	8,471,339.76	33,025,470.38	-
Central Office	59,659,020.76	812,585.96	-	-	60,471,606.72	3,686,637.43	13,625,712.19	-	1,026,021,108.91	1,043,333,458.53	8,185,464.76	4,108,946.91	-
NCR	17,374,565.54	146,685.76	-	-	17,521,251.30	308,798.38	57,930,510.47	-	2,430,788,795.63	2,489,028,104.48	-	3,421,519.97	-
CAR	24,388,801.87	1,456,912.93	-	3,704,647.35	29,550,362.15	158,952.75	15,303,643.36	-	1,138,578,097.10	1,154,040,693.21	-	-	-
Region I	24,237,082.68	7,715,652.43	-	-	31,952,735.11	37,359.46	59,726,814.04	-	1,967,046,785.22	2,026,810,958.72	-	1,930,200.55	-
Region II	29,807,741.18	5,611,343.87	-	-	35,419,085.05	437,869.28	31,467,273.98	-	1,726,948,627.22	1,758,853,770.48	-	435,006.85	-
Region III	28,347,687.44	4,068,483.82	-	-	32,416,171.26	124,936.81	134,687,236.05	-	2,965,409,078.55	3,100,221,251.41	-	2,654,376.05	-
Region IV-A	30,139,732.30	602,849.59	-	5,709.52	30,748,291.41	558,981.98	80,133,085.85	-	3,147,867,216.72	3,228,559,284.55	-	2,304,332.29	-
Region IV-B	18,334,974.23	4,488,341.97	-	994,580.46	23,817,896.66	552,852.03	26,900,024.32	-	2,404,047,558.27	2,431,500,434.62	277,375.00	9,410,449.63	-
Region V	29,138,856.04	2,838,628.39	-	6,697,152.59	38,674,637.02	454,496.04	57,333,885.68	-	4,093,021,417.04	4,150,809,798.76	-	1,590,584.67	-
Region VI	30,385,414.70	1,340,078.62	-	-	31,725,493.32	106,449.25	53,188,930.99	-	1,943,232,357.77	1,996,527,738.01	-	2,073,698.72	-
Region VII	20,611,782.00	82,428.49	-	-	20,694,210.49	272,790.74	44,446,289.81	-	1,516,935,995.29	1,561,655,075.84	-	318,571.44	-
Region VIII	17,993,901.96	1,049,483.51	-	-	19,043,385.47	10,000.00	26,916,973.09	-	1,855,467,530.19	1,882,394,503.28	-	52,550.46	-
Region IX	19,840,890.37	35,745.07	-	138,189.08	20,014,824.52	1,768,744.83	40,649,968.70	-	2,208,813,441.87	2,251,232,155.40	8,500.00	3,521.18	-
Region X	24,972,137.79	3,792,670.67	-	3,034.50	28,767,842.96	1,493,202.49	33,618,160.90	-	3,000,899,866.52	3,036,011,229.91	-	1,719,133.34	-
Region XI	18,715,589.43	-	-	-	18,715,589.43	431,843.64	33,258,291.94	-	2,923,622,840.10	2,957,312,975.68	-	28,980.00	-
Region XII	15,889,763.30	881,722.07	-	-	16,771,485.37	387,710.52	41,495,171.52	-	830,437,794.55	872,320,676.59	-	1,997,991.16	-
Region XIII	19,012,595.27	259,589.07	-	-	19,272,184.34	4,061,032.89	62,196,343.28	-	2,480,302,204.94	2,546,559,581.11	-	975,607.16	-
WORKING FUND (NCA Issued to BTr)	-	-	-	-	-	-	-	-	-	-	-	-	-
Central Office	-	-	-	-	-	-	-	-	-	-	-	-	-
NCR	-	-	-	-	-	-	-	-	-	-	-	-	-
CAR	-	-	-	-	-	-	-	-	-	-	-	-	-
Region I	-	-	-	-	-	-	-	-	-	-	-	-	-
Region II	-	-	-	-	-	-	-	-	-	-	-	-	-
Region III	-	-	-	-	-	-	-	-	-	-	-	-	-
Region IV-A	-	-	-	-	-	-	-	-	-	-	-	-	-
Region IV-B	-	-	-	-	-	-	-	-	-	-	-	-	-
Region V	-	-	-	-	-	-	-	-	-	-	-	-	-
Region VI	-	-	-	-	-	-	-	-	-	-	-	-	-
Region VII	-	-	-	-	-	-	-	-	-	-	-	-	-
Region VIII	-	-	-	-	-	-	-	-	-	-	-	-	-
Region IX	-	-	-	-	-	-	-	-	-	-	-	-	-
Region X	-	-	-	-	-	-	-	-	-	-	-	-	-
Region XI	-	-	-	-	-	-	-	-	-	-	-	-	-
Region XII	-	-	-	-	-	-	-	-	-	-	-	-	-
Region XIII	-	-	-	-	-	-	-	-	-	-	-	-	-
TRA ISSUED	30,924,950.47	827,952.97	-	265,216.87	32,018,120.31	1,919,852.79	44,532,940.34	-	2,247,626,149.32	2,294,078,942.45	44,401.18	1,176,496.79	-
Central Office	7,276,631.98	99.65	-	14,472.34	7,291,203.97	1,745,061.22	5,254,792.82	-	61,003,011.85	68,002,865.89	44,401.18	302,230.90	-
NCR	801,735.35	7,752.89	-	-	809,488.24	-	3,568,468.93	-	143,111,384.95	146,679,853.88	-	128,961.61	-
CAR	1,682,048.46	5,158.01	-	67,769.32	1,754,975.79	10,320.88	870,716.61	-	33,558,331.99	34,439,369.48	-	377.10	-
Region I	1,462,957.30	357,964.48	-	-	1,820,921.78	-	3,577,960.42	-	118,547,315.15	122,125,275.57	-	15,476.60	-
Region II	1,693,597.46	84,876.97	-	-	1,778,474.43	-	1,620,176.01	-	90,949,650.50	92,569,826.51	-	3,968.60	-
Region III	2,083,441.95	23,333.67	-	-	2,106,775.62	507.30	3,923,163.82	-	181,855,174.63	185,778,845.75	-	10,588.62	-
Region IV-A	1,791,381.61	32,059.03	-	1,746.38	1,825,187.02	27,725.44	4,870,738.21	-	175,251,042.52	180,149,506.17	-	45,778.83	-
Region IV-B	1,231,404.84	53,639.57	-	2,002.01	1,287,046.42	-	498,207.88	-	112,784,846.97	113,283,054.85	-	551,830.80	-
Region V	1,790,175.75	70,163.99	-	175,136.96	2,035,476.70	29,159.90	3,593,764.89	-	284,072,821.28	287,695,746.07	-	30,894.19	-

Region IX	1,219,693.30	4,430.27	-	-	1,224,123.57	6,621.87	2,319,816.04	-	146,459,222.87	148,785,660.78	-	265.82	-
Region X	1,373,081.13	9,483.10	-	-	1,382,564.23	34,003.37	2,102,905.96	-	187,692,034.45	189,828,943.78	-	30,498.66	-
Region XI	1,073,485.10	-	-	-	1,073,485.10	-	1,879,722.53	-	123,559,010.15	125,438,732.68	-	14,665.09	-
Region XII	1,123,024.16	9,585.17	-	-	1,132,609.33	28,272.77	2,192,552.96	-	78,381,092.44	80,601,918.17	-	-	-
Region XIII	1,360,652.70	181.19	-	-	1,360,833.89	19,738.69	1,631,794.16	-	183,079,075.79	184,730,608.64	-	845.64	-
NCAA	-	-	-	-	-	-	-	-	710,943,251.71	710,943,251.71	-	-	-
Central Office	-	-	-	-	-	-	-	-	710,943,251.71	710,943,251.71	-	-	-
NCR	-	-	-	-	-	-	-	-	-	-	-	-	-
CAR	-	-	-	-	-	-	-	-	-	-	-	-	-
Region I	-	-	-	-	-	-	-	-	-	-	-	-	-
Region II	-	-	-	-	-	-	-	-	-	-	-	-	-
Region III	-	-	-	-	-	-	-	-	-	-	-	-	-
Region IV-A	-	-	-	-	-	-	-	-	-	-	-	-	-
Region IV-B	-	-	-	-	-	-	-	-	-	-	-	-	-
Region V	-	-	-	-	-	-	-	-	-	-	-	-	-
Region VI	-	-	-	-	-	-	-	-	-	-	-	-	-
Region VII	-	-	-	-	-	-	-	-	-	-	-	-	-
Region VIII	-	-	-	-	-	-	-	-	-	-	-	-	-
Region IX	-	-	-	-	-	-	-	-	-	-	-	-	-
Region X	-	-	-	-	-	-	-	-	-	-	-	-	-
Region XI	-	-	-	-	-	-	-	-	-	-	-	-	-
Region XII	-	-	-	-	-	-	-	-	-	-	-	-	-
Region XIII	-	-	-	-	-	-	-	-	-	-	-	-	-
TOTAL - CO/R O s	643,600,111.35	42,570,995.93	-	-	17,607,013.07	703,778,120.35	29,591,091.87	870,336,940.61	41,658,075,446.31	42,558,003,478.79	8,515,740.94	41,402,912.09	-
Central Office	103,072,461.01	817,920.84	-	-	14,472.34	103,904,854.19	6,096,148.41	18,913,308.72	2,049,025,611.40	2,074,035,068.53	8,229,865.94	4,506,688.13	-
NCR	24,388,814.16	238,063.65	-	-	95,405.56	24,722,283.37	308,798.38	61,732,492.57	2,600,488,268.04	2,662,529,558.99	-	3,652,157.81	-
CAR	32,686,614.61	2,092,508.74	-	-	4,147,294.76	38,926,418.11	231,244.74	16,297,957.68	1,172,774,765.12	1,189,303,967.54	-	11,447.04	-
Region I	30,455,484.09	8,101,113.81	-	-	-	38,556,597.90	37,359.46	63,359,807.62	2,088,722,416.36	2,152,119,583.44	-	3,985,914.67	-
Region II	32,642,839.77	5,935,823.96	-	-	-	38,578,663.73	437,869.28	33,098,179.99	1,818,836,776.05	1,852,372,825.32	-	536,662.01	-
Region III	44,681,040.63	4,114,817.49	-	-	-	48,795,858.12	429,474.44	139,477,681.42	3,154,185,223.26	3,294,092,379.12	-	2,933,267.82	-
Region IV-A	42,079,165.74	643,297.97	-	-	936,063.59	43,658,527.30	2,109,045.47	85,650,499.06	3,521,765,391.24	3,609,524,935.77	-	2,354,048.62	-
Region IV-B	25,983,711.38	6,243,181.75	-	-	996,582.47	33,223,475.60	2,492,209.05	27,431,146.93	2,517,224,297.69	2,547,147,653.67	277,375.00	10,041,583.65	-
Region V	40,663,766.93	3,696,483.58	-	-	9,500,713.39	53,860,963.90	501,991.66	61,432,004.32	4,558,974,794.92	4,620,908,790.90	-	1,696,448.16	-
Region VI	42,375,025.32	1,624,837.78	-	-	-	43,999,863.10	120,517.76	56,041,485.26	2,068,237,744.17	2,124,399,747.19	-	2,217,693.22	-
Region VII	39,205,256.44	1,479,203.21	-	-	-	40,684,459.65	422,029.99	48,644,206.06	1,692,667,469.09	1,741,733,705.14	-	3,248,747.47	-
Region VIII	40,727,743.74	1,704,868.75	-	-	1,547,568.60	43,980,181.09	1,694,669.15	31,758,362.35	1,992,666,836.00	2,026,119,867.50	-	329,709.21	-
Region IX	23,594,663.30	229,267.10	-	-	147,795.08	23,971,725.48	1,849,528.37	43,103,660.49	2,386,775,558.22	2,431,728,747.08	8,500.00	6,077.00	-
Region X	33,495,431.34	3,980,749.50	-	-	221,117.28	37,697,298.12	1,600,402.75	35,857,138.10	3,214,187,068.47	3,251,644,609.32	-	1,929,109.60	-
Region XI	29,750,163.43	-	-	-	-	29,750,163.43	1,705,227.49	35,454,048.01	3,073,233,930.44	3,110,393,205.94	-	316,926.02	-
Region XII	29,386,656.44	1,231,823.14	-	-	-	30,618,479.58	430,036.67	45,073,624.78	1,072,490,002.67	1,117,993,664.12	-	2,119,361.76	-
Region XIII	28,411,273.02	437,034.66	-	-	-	28,848,307.68	9,124,538.80	67,011,337.25	2,675,819,293.17	2,751,955,169.22	-	1,517,069.90	-
TOTAL	643,600,111.35	42,570,995.93	-	-	17,607,013.07	703,778,120.35	29,591,091.87	870,336,940.61	41,658,075,446.31	42,558,003,478.79	8,515,740.94	41,402,912.09	-

SUMMARY:

	Previous Report (January 2019)	This Month (February 2019)	As of Date
Total Disbursement Authorities Received	93,802,320,264.92	104,820,971,918.36	198,623,292,183.28
NCA/NTA (Adj)	90,644,990,645.30	101,758,992,994.38	192,403,983,639.68
Trust Fund	-	-	-
Working Fund (Adj)	38,808,657.73	-	38,808,657.73
TRA (Adj)	2,427,570,654.09	2,351,035,672.27	4,778,606,326.36
CDC	-	-	-
NCAA	690,950,307.80	710,943,251.71	1,401,893,559.51
Others (CDT, BTr, Docs Stamp, etc.)	-	-	-
Less: Notice of Transfer Allocations (NTA) Issued (Adj)	(42,014,650,632.61)	(45,232,919,754.47)	(87,247,570,387.08)
Fund Transfers- Trust Account	-	(1,679,018,737.84)	(1,679,018,737.84)
Total Disbursements Authorities Available	51,787,669,632.31	57,909,033,426.05	109,696,703,058.36
Less: Lapsed NCA	-	-	-
Disbursements (Adj)*	(48,582,105,573.51)	(44,142,138,952.80)	(92,724,244,526.31)
Balance of Disbursements Authorities as of to date	3,205,564,058.80	13,766,894,473.25	16,972,458,532.05

* Amounts should tally

Prepared by:

FARHA K. KARIM
Accountant III

Date:

Certified correct by:

MARY ANTOINETTE Z. PUNO
Department Chief Accountant

Date:

Recommending ap

Date:

ing approval by:

Approved by:

Date:



In following-up, pls. cite DMS ref #

2019-BA-0018688

REPUBLIC OF THE PHILIPPINES
DEPARTMENT OF BUDGET AND MANAGEMENT
GENERAL SOLANO STREET, SAN MIGUEL, MANILA

ACKNOWLEDGEMENT RECEIPT

The **DEPARTMENT OF BUDGET AND MANAGEMENT** hereby acknowledges the receipt of your letter/request which has been uploaded to the DBM-Document Management System and routed to the appropriate office/s with the following information:-

Sender: DPWH-CO - PERSONAL DELIVERY

Document Title: DPWH-CO-SUBMISSION THE CONSOLIDATED MRD FAR 4 FOR ALL FUNDS FOR THE MONTH OF JANUARY, 2019

Document Reference No: 2019-BA-0018688

Date and Time Uploaded: Wednesday, February 27, 2019 9:46:17 AM

Uploaded By: Jayson RECEIVING

Routed To: BMB-A Elsa Abundo


CC:

Total no of pages received: 1 copy and 6 pages

The determination of the completeness of the documentary requirements submitted, if any, is subject to the evaluation of the technical person in charge.

This receipt is system generated and does not require signature.

Received by:



DOCUMENT
MANAGEMENT
SYSTEM



Republic of the Philippines
DEPARTMENT OF PUBLIC WORKS AND HIGHWAYS
CENTRAL OFFICE
Manila

February 15, 2019

SECRETARY BENJAMIN E. DIOKNO
Department of Budget and Management
Boncodin Hall, Gen. Solano St.
San Miguel, Manila

Attention: Director Lorenzo C. Drapete
Budget and Management Bureau A (BMB-A)

Dear Secretary Diokno:

In compliance with the provision 4.8 of Joint Circular No. 2014-1 dated July 02, 2014, we are submitting the **Consolidated Monthly Report of Disbursements (MRD) – FAR No. 4** for All Funds for the month of January 2019.

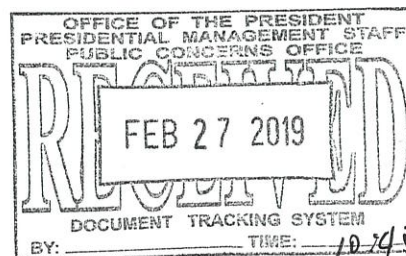
Please acknowledge receipt hereof.

Very truly yours,

ARDELIZA R. MEDENILLA, MNSA, CESO I
Undersecretary for Support Services

cc: - Presidential Management Staff (Office of the President)
Malacañang, Manila

8.1.2 FKK/JJC/MZP





Republic of the Philippines
DEPARTMENT OF PUBLIC WORKS AND HIGHWAYS
CENTRAL OFFICE
Manila

February 15, 2019

SECRETARY BENJAMIN E. DIOKNO

Department of Budget and Management
Boncodin Hall, Gen. Solano St.
San Miguel, Manila

Attention: Director Lorenzo C. Drapete
Budget and Management Bureau A (BMB-A)

Dear Secretary Diokno:

In compliance with the provision 4.8 of Joint Circular No. 2014-1 dated July 02, 2014, we are submitting the **Consolidated Monthly Report of Disbursements (MRD) – FAR No. 4** for All Funds for the month of January 2019.

Please acknowledge receipt hereof.

Very truly yours,

ARDELIZA R. MEDENILLA, MNSA, CESO I
Undersecretary for Support Services

cc: - Presidential Management Staff (Office of the President)
Malacañang, Manila


8.1.2 FKN/JJC/MZP



Republic of the Philippines
DEPARTMENT OF PUBLIC WORKS AND HIGHWAYS
CENTRAL OFFICE
Manila

February 15, 2019

ASSISTANT COMMISSIONER LOURDES M. CASTILLO
Government Accountancy Sector
Commission on Audit
Commonwealth Avenue, Quezon City



Attention: MR. USMIN P. DIAMEL, DIRECTOR IV
Government Accountancy Office

Dear Assistant Commissioner Castillo:

In compliance with the provision 4.8 of Joint Circular No. 2014-1 dated July 02, 2014, we are submitting the **Consolidated Monthly Report of Disbursements (MRD) – FAR No. 4** for All Funds for the month of January 2019.

Please acknowledge receipt hereof.

Very truly yours,


ARDELIZA R. MEDENILLA, MNSA, CESO I
Undersecretary for Support Services

8.1.2 FKK/JJC/MZP



Republic of the Philippines
DEPARTMENT OF PUBLIC WORKS AND HIGHWAYS
CENTRAL OFFICE
Manila

February 15, 2019

AUDITOR AVENILDA B. TORRES
Supervising Auditor
Office of the Auditor
Commission on Audit - DPWH

COA-DPWH (OSEC) FAPs/Other Funds RECEIVED BY: <u>Cara</u> Date & Time: <u>2/27/19</u>
--

Dear Auditor Torres:

In compliance with the provision 4.8 of Joint Circular No. 2014-1 dated July 02, 2014, we are submitting the **Consolidated Monthly Report of Disbursements (MRD) – FAR No. 4** for All Funds for the month of January 2019.

Please acknowledge receipt hereof.

Very truly yours,


ARDELIZA R. MEDENILLA, MNSA, CESO I
Undersecretary for Support Services

8.1.2 FKK/JJC/MZP

CONSOLIDATED MONTHLY REPORT OF DISBURSEMENTS
For the month of January 2019

Department : Department of Public Works and Highways
Agency : National Government
Operating Unit : Central Office
Organization Code (UACS) : 180010100000
Funding Source Code (as clustered) : 101101/104102 (Cluster 01)

PARTICULARS	CURRENT YEAR BUDGET					PRIOR YEAR'S BUDGET						
						PRIOR YEAR'S ACCOUNTS PAYABLE						
	PS	MOOE	Fin. Exp.	CO	TOTAL	PS	MOOE	Fin. Exp.	CO	Sub-Total	PS	MOOE
(1)	(2)	(3)	(4)	(5)	(6=2+3+4+5)	(7)	(8)	(9)	(10)	(11=7+8+9+10)	(12)	(13)
NOTICE OF CASH ALLOCATION												
MDS Checks Issued	-	2,319.06	-	-	2,319.06	68,252.00	9,188,106.51	-	313,948,026.37	323,204,384.88	759,099.08	17,165.80
Advice to Debit Account	53,449,438.50	25,627.04	-	-	53,475,065.54	12,584,738.79	23,486,977.22	-	507,895,080.71	543,966,796.72	2,706.69	677,518.75
Working Fund (NCA Issued to BTr)	-	-	-	-	-	-	-	-	-	-	-	-
Tax Remittance Advice Issued (TRA)	7,110,672.61	-	-	-	7,110,672.61	1,129,910.11	13,587,117.20	-	20,326,300.85	35,043,328.16	27,762.88	221,655.82
Cash Disbursement Ceiling (CDC)	-	-	-	-	-	-	-	-	-	-	-	-
Non-Cash Availment Authority (NCAA)	-	-	-	-	-	-	-	-	-	-	-	-
Others (CDT, BTr Docs Stamps, etc.)	-	-	-	-	-	-	-	-	-	-	-	-
TOTAL	60,560,111.11	27,946.10	-	-	60,588,057.21	13,782,900.90	46,262,200.93	-	842,169,407.93	902,214,509.76	789,568.65	916,340.37

SUMMARY:

	Previous Report	This Month (January 2019)	As of Date
Total Disbursement Authorities Received	-	42,685,100,116.47	42,685,100,116.47
NCA/NTA	-	42,642,696,697.00	42,642,696,697.00
NCA-forwarded from previous month	-	-	-
Working Fund	-	-	-
TRA	-	42,403,419.47	42,403,419.47
CDC	-	-	-
NCAA	-	-	-
Others (CDT, BTr, Docs Stamp, etc.)	-	-	-
Less: Notice of Transfer Allocations (NTA) Issued	-	(41,591,196,450.98)	(41,591,196,450.98)
Total Disbursements Authorities Available	-	1,093,903,665.49	1,093,903,665.49
Less: Lapsed NCA	-	-	-
Disbursements *	-	(968,694,902.92)	(968,694,902.92)
Balance of Disbursements Authorities as of to date	-	125,208,762.57	125,208,762.57

* Amounts should tally

Prepared by:


FARHA K. KARIM
Accountant III

Date:

02/15/19

Certified correct by:


MARY ANTONETTE Z. PUNO
Department Chief Accountant

Date:

Recommended by:

Date:

YEAR'S ACCOUNTS PAYABLE			TOTAL	SUB-TOTAL	TRUST LIABILITIES				TOTAL					REMARKS
Fin. Exp.	CO	Sub-Total			PS	MOOE	CO	TOTAL	PS	MOOE	Fin. Exp.	CO	TOTAL	
(14)	(15)	(16=12+13+14+15)	(17=11+16)	(18=6+17)	(19)	(20)	(21)	22=19+20+21	(23)	(24)	(25)	(26)	(27=23+24+25+26)	(28)
-	-	776,264.88	323,980,649.76	323,982,968.82	-	-	-	-	827,351.08	9,207,591.37	-	313,948,026.37	323,982,968.82	
-	4,186,426.93	4,866,652.37	548,833,449.09	602,308,514.63	-	-	-	-	66,036,883.98	24,190,123.01	-	512,081,507.64	602,308,514.63	
-	-	-	-	-	-	-	-	-	-	-	-	-	-	
-	-	249,418.70	35,292,746.86	42,403,419.47	-	-	-	-	8,268,345.60	13,808,773.02	-	20,326,300.85	42,403,419.47	
-	-	-	-	-	-	-	-	-	-	-	-	-	-	
-	-	-	-	-	-	-	-	-	-	-	-	-	-	
-	-	-	-	-	-	-	-	-	-	-	-	-	-	
-	4,186,426.93	5,892,335.95	908,106,845.71	968,694,902.92	-	-	-	-	75,132,580.66	47,206,487.40	-	846,355,834.86	968,694,902.92	

	Previous Report	This Month (January 2019)	As of Date
Total Disbursement Program	-	42,642,696,697.00	42,642,696,697.00
Less: Actual Cash Disbursements	-	(926,291,483.45)	(926,291,483.45)
	-	41,716,405,213.55	41,716,405,213.55
Less: Notice of Transfer Allocations (NTA) Issued (Over)/Under Spending			(41,591,196,450.98)
			125,208,762.57

approval by:


MARICHU A. PALAFOX, CESO III
Director IV, Finance Service

Approved by:


ARDELIZA R. MEDENILLA, MNSA, CESO I
Undersecretary for Support Services

Date:

Department : DEPARTMENT OF PUBLIC WORKS AND HIGHWAYS
Agency : DEPARTMENT OF PUBLIC WORKS AND HIGHWAYS
Operating Unit : CENTRAL OFFICE
Organizational Code (UACS) : 180010100000
Funding Source Code (as clustered) : FUND 102 (F101151, F101152, F101163, F101167 AND F101168)
(e.g. Old Fund Code: 101, 102, 151)

PARTICULARS	CURRENT YEAR BUDGET					PRIOR YEAR'S ACCOUNTS PAYABLE					PRIOR YEARS BUDGET		
	PS	MOOE	Fin. Exp	CO	TOTAL	PS	MOOE	Fin. Exp	CO	Sub-Total	PS	MOOE	F
	2	3	4	5	6=(2+3+4+5)	7	8	9	10	11=(7+8+9+10)	12	13	
Notice of Cash Allocation (NCA)													
MDS Checks Issued	-	-	-	-	-	-	-	-	2,612,299.27	2,612,299.27	-	-	
Advice to Debit Account	-	-	-	-	-	-	-	-	228,737,068.45	228,737,068.45	-	-	
Working fund (NCA Issued to BTr)	-	-	-	-	-	-	-	-	5,737,797.80	5,737,797.80	-	-	
Tax Remittance Advices Issued (TRA)	-	-	-	-	-	-	-	-	66,440,831.23	66,440,831.23	-	-	
Cash Disbursement Ceiling (CDC)	-	-	-	-	-	-	-	-	-	-	-	-	
Non-Cash Availment Authority (NCAA)	-	-	-	50,226,315.90	50,226,315.90	-	-	-	640,723,991.90	640,723,991.90	-	-	
Others (CDT, BTr Docs Stamps, etc.)	-	-	-	-	-	-	-	-	-	-	-	-	
TOTAL				50,226,315.90	50,226,315.90				944,251,988.65	944,251,988.65			

SUMMARY:

	Previous Report (DECEMBER 2018)	This Month (JANUARY 2019)	As of Date
Total Disbursement Authorities Received			
NCA	-	267,106,699.00	267,106,699.00
Working Fund	33,070,859.93	-	33,070,859.93
TRA	-	66,476,009.69	66,476,009.69
CDC	-	-	-
NCAA	-	690,950,307.80	690,950,307.80
Others (CDC,BTr, Docs Tamps,etc)	-	-	-
Less: Notice of transfer Allocations (NTA)* issued	-	(13,793,275.32)	(13,793,275.32)
Total Disbursements Authorities Available	33,070,859.93	1,010,739,741.17	1,043,810,601.10
Less: Lapsed NCA	-	-	-
Disbursements*	-	(994,840,974.46)	(994,840,974.46)
Add/ (Deduct) Adjustments	-	-	-
Balance of Disbursements Authorities as of Date	33,070,859.93	15,898,766.71	48,969,626.64

*Amounts should Tally

Prepared by:

APRIL ROSE S. LATORRE

Accountant II

Date: February 15, 2019

Certified Correct by:

MARY ANTOINETTE Z. PUNO


Department Chief Accountant

Date:

CURRENT YEAR'S ACCOUNTS PAYABLE				SUB-TOTAL	TRUST LIABILITIES				GRAND TOTAL					REMARKS
Fin. Exp	CO	Sub-Total	TOTAL		PS	MOOE	CO	TOTAL	PS	MOOE	Fin. Exp	CO	TOTAL	
14	15	16=(12+13+14+15)	17=(11+16)	18=(6+17)	19	20	21	22=(19+20+21)	23	24	25	26	27=(23+24+25+26)	
-	78,110.20	78,110.20	2,690,409.47	2,690,409.47	-	-	-	-	-	-	-	2,690,409.47	2,690,409.47	
-	249,381.25	249,381.25	228,986,449.70	228,986,449.70	-	-	-	-	-	-	-	228,986,449.70	228,986,449.70	
-	-	-	5,737,797.80	5,737,797.80	-	-	-	-	-	-	-	5,737,797.80	5,737,797.80	
-	35,178.46	35,178.46	66,476,009.69	66,476,009.69	-	-	-	-	-	-	-	66,476,009.69	66,476,009.69	
-	-	-	-	-	-	-	-	-	-	-	-	-	-	
-	-	-	640,723,991.90	690,950,307.80	-	-	-	-	-	-	-	690,950,307.80	690,950,307.80	
-	-	-	-	-	-	-	-	-	-	-	-	-	-	
	362,669.91	362,669.91	944,614,658.56	994,840,974.46	-	-	-	-	-	-	-	994,840,974.46	994,840,974.46	

	Previous Report (DECEMBER 2018)	This month (JANUARY 2019)	As of Date
Total Disbursement Program	-	628,058,699.00	628,058,699.00
Less: NTA Issued Ros/DEOs	-	(13,793,275.32)	(13,793,275.32)
Net Disbursement Program for CO	-	614,265,423.68	614,265,423.68
Less: *Actual Disbursement	-	(994,840,974.46)	(994,840,974.46)
(Over)/Under spending	-	(380,575,550.78)	(380,575,550.78)

Recommending Approval by:


MARICHU A. PALAFOX, CESO III
Director IV, FS
Date: _____

Approved By:


ARDELIZA R. MEDENILLA, MNSA, CESO I
Undersecretary for Support Services
Date: _____

MONTHLY REPORT

For the month

Department : DEPARTMENT OF PUBLIC WORKS AND HIGHWAYS
 Agency : DEPARTMENT OF PUBLIC WORKS AND HIGHWAYS
 Operating Unit : CENTRAL OFFICE
 Organizational Code (UACS) : 180010100000
 Funding Source Code (as clustered) : FUND MVUC (F104358, F104359 & 104360)
 (e..g. Old Fund Code: 101, 102, 151)


PARTICULARS	CURRENT YEAR BUDGET					PRIOR YEARS BUDGET						
	PS	MOOE	Fin. Exp	CO	TOTAL	PRIOR YEAR'S ACCOUNTS PAYABLE					CURR	
						PS	MOOE	Fin. Exp	CO	Sub-Total	PS	MOOE
1	2	3	4	5	6=(2+3+4+5)	7	8	9	10	11=(7+8+9+10)	12	13
Notice of Cash Allocation (NCA)					-					-		
MDS Checks Issued	-	-	-	-	-	-	-	-	-	-	-	-
Advice to Debit Account	-	-	-	-	-	-	-	-	80,165,054.33	80,165,054.33	-	-
Working fund (NCA Issued to BTr)	-	-	-	-	-	-	-	-	-	-	-	-
Tax Remittance Advices Issued (TRA	-	-	-	-	-	-	-	-	2,672,336.76	2,672,336.76	-	-
Cash Disbursement Ceiling (CDC)	-	-	-	-	-	-	-	-	-	-	-	-
Non-Cash Availment Authority (NCAA)	-	-	-	-	-	-	-	-	-	-	-	-
Others (CDT. BTr Docs Stamps, etc.)	-	-	-	-	-	-	-	-	-	-	-	-
TOTAL					-				82,837,391.09	82,837,391.09		

SUMMARY:

	Previous Report (December 2018)	This Month (January 2019)	As of Date
Total Disbursement Authorities Received			
NCA	-	584,835,657.00	584,835,657.00
Working Fund	-	-	-
TRA	-	2,672,336.76	2,672,336.76
CDC	-	-	-
NCAA	-	-	-
Others (CDC,BTr, Docs Tamps,etc)	-	-	-
Less: Notice of transfer Allocations (NTA)* issued	-	(409,660,906.31)	(409,660,906.31)
Total Disbursements Authorities Available	-	177,847,087.45	177,847,087.45
Less: Lapsed NCA	-	-	-
Disbursements*	-	(82,837,391.09)	(82,837,391.09)
Add/Deduct: Adjustments	-	-	-
Balance of Disbursements Authorities as of to Date	-	95,009,696.36	95,009,696.36

*Amounts should Tally


Prepared by:


 JACQUELINE TOLENTINO

Accountant II

Date: February 15, 2019

Certified Correct by:


 MARY ANTONETTE Z. PUNO
 Department Chief Accountant

Date: 

CURRENT YEAR'S ACCOUNTS PAYABLE			TOTAL	SUB-TOTAL	TRUST LIABILITIES				GRAND TOTAL					REMARKS
Fin. Exp	CO	Sub-Total			PS	MOOE	CO	TOTAL	PS	MOOE	Fin. Exp	CO	TOTAL	
14	15	16=(12+13+14+15)	17=(11+16)	18=(6+17)	19	20	21	22=(19+20+21)	23	24	25	26	27=(23+24+25+26)	
-	-	-	-	-	-	-	-	-	-	-	-	-	-	
-	-	-	80,165,054.33	80,165,054.33	-	-	-	-	-	-	-	80,165,054.33	80,165,054.33	
-	-	-	2,672,336.76	2,672,336.76	-	-	-	-	-	-	-	2,672,336.76	2,672,336.76	
-	-	-	-	-	-	-	-	-	-	-	-	-	-	
-	-	-	-	-	-	-	-	-	-	-	-	-	-	
-	-	-	-	-	-	-	-	-	-	-	-	-	-	
-	-	-	82,837,391.09	82,837,391.09	-	-	-	-	-	-	-	82,837,391.09	82,837,391.09	

	Previous Report (December 2018)	This Month (January 2019)	As of Date
Total Disbursement Program	-	600,457,657.00	600,457,657.00
Less: NTA Issued Ros/DEOs	-	(409,660,906.31)	(409,660,906.31)
Net Disbursement Program for CO	-	190,796,750.69	190,796,750.69
Less: *Actual Disbursement	-	(82,837,391.09)	(82,837,391.09)
(Over)/Under spending	-	107,959,359.60	107,959,359.60

Recommending Approval by:



MARICHU A. PALAFOX, CESO III

Director IV, FS

Date: _____

Approved By:



ARDELIZA R. MEDENILLA, MNSA, CESO I

Undersecretary for Support Services

Date: _____

Department : Department of Public Works and Highways
Agency : National Government
Operating Unit : Nationwide
Organization Code (UACS) :
Funding Source Code (as clustered) : ALL FUNDS

PARTICULARS	CURRENT YEAR BUDGET					PRIOR YEAR'S ACCOUNTS PAYABLE					PRIOR YEAR'S BUDGET			
	PS	MOOE	Fin. Exp.	CO	TOTAL	PS	MOOE	Fin. Exp.	CO	Sub-Total	PS	MOOE	Fin. Exp.	TOTAL
(1)	(2)	(3)	(4)	(5)	(6=2+3+4+5)	(7)	(8)	(9)	(10)	(11=7+8+9+10)	(12)	(13)	(14)	(15)
NOTICE OF CASH ALLOCATION	498,800,779.26	7,959,015.61	-	5,884,681.69	512,644,476.56	304,644,713.45	881,381,455.75	-	43,494,411,239.41	44,680,437,408.61	2,150,921.26	10,284,037.08	-	-
MDS Checks Issued	111,854,639.88	2,781,605.38	-	903,715.32	115,539,960.58	60,547,098.61	58,895,586.70	-	1,233,422,560.04	1,352,865,245.35	759,099.08	2,948,390.27	-	-
Central Office	-	2,319.06	-	78,110.20	80,429.26	68,252.00	9,188,106.51	-	316,560,325.64	325,816,684.15	759,099.08	17,165.80	-	-
NCR	6,566,958.85	-	-	11,150.78	6,578,109.63	5,170,632.16	3,816,683.51	-	2,131,663.59	11,118,979.26	-	487.03	-	-
CAR	6,873,409.26	103,739.54	-	-	6,977,148.80	3,748,337.21	391,308.97	-	2,074,334.60	6,213,980.78	-	-	-	-
Region I	4,869,240.80	4,500.00	-	-	4,873,740.80	1,067,230.50	134,271.99	-	14,495,601.36	15,697,103.85	-	41,461.57	-	-
Region II	1,165,446.26	25,380.72	-	-	1,190,826.98	238,742.51	25,511.40	-	3,620,330.93	3,884,584.84	-	-	-	-
Region III	13,149,098.62	1,691.19	-	519,486.91	13,670,276.72	3,087,538.65	1,076,610.25	-	3,976,008.71	8,140,157.61	-	6,262.50	-	-
Region IV-A	6,090,480.22	112,818.12	-	-	6,203,298.34	4,367,980.46	2,419,886.86	-	30,368,559.79	37,156,427.11	-	97,453.12	-	-
Region IV-B	6,009,041.83	374,970.22	-	-	6,384,012.05	653,924.09	441,022.13	-	10,533,108.97	11,628,055.19	-	503,707.50	-	-
Region V	9,103,398.90	379,942.99	-	37,339.88	9,520,681.77	6,324,408.46	6,533,707.03	-	74,550,854.65	87,408,970.14	-	21,841.36	-	-
Region VI	7,092,533.54	13,902.37	-	-	7,106,435.91	2,885,416.17	3,918,772.25	-	6,818,852.05	13,623,040.47	-	9,156.24	-	-
Region VII	13,699,420.21	166,570.64	-	-	13,865,990.85	5,670,761.42	17,147,179.67	-	632,661,049.55	655,478,990.64	-	1,968,039.18	-	-
Region VIII	15,320,875.39	118,876.61	-	112,348.22	15,552,100.22	5,567,254.73	3,069,598.55	-	18,840,727.47	27,477,580.75	-	96,152.88	-	-
Region IX	783,957.21	-	-	-	783,957.21	1,713,367.04	2,380,882.59	-	16,370,933.09	20,465,182.72	-	-	-	-
Region X	4,745,550.13	1,213,018.73	-	145,279.33	6,103,848.19	1,495,489.50	316,686.31	-	13,893,135.01	15,705,310.82	-	80,243.12	-	-
Region XI	3,386,203.35	-	-	-	3,386,203.35	6,525,768.36	903,046.70	-	71,309,794.79	78,738,609.85	-	59,764.53	-	-
Region XII	6,018,310.19	261,157.38	-	-	6,279,467.57	9,605,356.34	6,153,654.38	-	7,824,924.62	23,583,935.34	-	-	-	-
Region XIII	6,980,715.12	2,717.81	-	-	6,983,432.93	2,356,639.01	978,657.60	-	7,392,355.22	10,727,651.83	-	46,655.44	-	-
Advice to Debit Account	386,946,139.38	5,177,410.23	-	4,980,966.37	397,104,515.98	244,097,614.84	822,485,869.05	-	42,260,988,679.37	43,327,572,163.26	1,391,822.18	7,335,646.81	-	-
Central Office	53,449,438.50	25,627.04	-	249,381.25	53,724,446.79	12,584,738.79	23,486,977.22	-	816,797,203.49	852,868,919.50	2,706.69	677,518.75	-	-
NCR	16,991,547.11	-	-	851,465.67	17,843,012.78	13,534,447.69	66,607,996.65	-	3,040,942,469.40	3,121,084,913.74	-	758,253.98	-	-
CAR	23,031,450.06	231,947.64	-	-	23,263,397.70	6,558,683.41	29,785,764.30	-	1,830,549,422.84	1,866,893,870.55	-	-	-	-
Region I	23,400,382.03	712,534.82	-	-	24,112,916.85	12,280,963.13	83,328,481.02	-	2,471,599,304.58	2,567,208,748.73	-	97,352.90	-	-
Region II	29,775,856.70	2,858,591.08	-	-	32,634,447.78	21,497,695.64	46,531,091.72	-	1,958,064,825.27	2,026,093,612.63	-	23,281.43	-	-
Region III	27,065,418.45	631,171.82	-	-	27,696,590.27	22,997,852.79	40,160,953.43	-	3,138,845,587.10	3,202,004,393.32	-	376,418.83	-	-
Region IV-A	30,269,623.88	207,449.97	-	-	30,477,073.85	19,737,762.84	54,827,194.50	-	2,935,643,445.23	3,010,208,402.57	-	363,821.45	-	-
Region IV-B	18,529,789.60	152,789.73	-	171,441.22	18,854,020.55	12,250,317.96	30,988,566.68	-	2,822,746,115.16	2,865,984,999.80	-	3,272,432.06	-	-
Region V	25,342,664.86	22,763.00	-	3,562,860.59	28,928,288.45	22,559,856.35	79,602,017.79	-	4,898,055,135.83	5,000,217,009.97	1,389,115.49	354,542.08	-	-
Region VI	23,858,370.37	187,200.20	-	-	24,045,570.57	27,582,451.04	53,017,296.74	-	3,164,495,870.60	3,245,095,618.38	-	278,041.84	-	-
Region VII	14,322,198.00	29,934.02	-	-	14,352,132.02	10,298,690.24	67,700,592.08	-	2,029,872,115.80	2,107,871,398.12	-	227,791.76	-	-
Region VIII	12,847,143.60	-	-	137,602.24	12,984,745.84	9,072,361.38	59,687,520.38	-	2,661,286,061.40	2,730,045,943.16	-	177,472.02	-	-
Region IX	22,414,060.56	81,641.58	-	6,590.00	22,502,292.14	16,859,950.36	30,228,487.95	-	1,918,579,526.50	1,965,667,964.81	-	-	-	-
Region X	21,957,884.06	35,759.33	-	1,625.40	21,995,268.79	20,595,108.65	37,848,728.79	-	797,935,567.24	856,379,404.68	-	728,719.71	-	-
Region XI	17,778,773.17	-	-	-	17,778,773.17	4,545,596.62	29,704,112.92	-	3,764,049,856.29	3,798,299,565.83	-	-	-	-
Region XII	10,697,962.71	-	-	-	10,697,962.71	6,579,520.61	69,790,063.82	-	1,397,572,745.67	1,473,942,330.10	-	-	-	-
Region XIII	15,213,575.72	-	-	-	15,213,575.72	4,561,617.34	19,190,023.06	-	2,613,953,426.97	2,637,705,067.37	-	-	-	-
WORKING FUND (NCA Issued to BTR)	-	-	-	-	-	-	-	-	5,737,797.80	5,737,797.80	-	-	-	-
Central Office	-	-	-	-	-	-	-	-	5,737,797.80	5,737,797.80	-	-	-	-
NCR	-	-	-	-	-	-	-	-	-	-	-	-	-	-
CAR	-	-	-	-	-	-	-	-	-	-	-	-	-	-
Region I	-	-	-	-	-	-	-	-	-	-	-	-	-	-
Region II	-	-	-	-	-	-	-	-	-	-	-	-	-	-
Region III	-	-	-	-	-	-	-	-	-	-	-	-	-	-
Region IV-A	-	-	-	-	-	-	-	-	-	-	-	-	-	-
Region IV-B	-	-	-	-	-	-	-	-	-	-	-	-	-	-
Region V	-	-	-	-	-	-	-	-	-	-	-	-	-	-
Region VI	-	-	-	-	-	-	-	-	-	-	-	-	-	-
Region VII	-	-	-	-	-	-	-	-	-	-	-	-	-	-
Region VIII	-	-	-	-	-	-	-	-	-	-	-	-	-	-
Region IX	-	-	-	-	-	-	-	-	-	-	-	-	-	-
Region X	-	-	-	-	-	-	-	-	-	-	-	-	-	-
Region XI	-	-	-	-	-	-	-	-	-	-	-	-	-	-
Region XII	-	-	-	-	-	-	-	-	-	-	-	-	-	-
Region XIII	-	-	-	-	-	-	-	-	-	-	-	-	-	-
TRA ISSUED	27,846,241.13	246,079.51	-	56,201.15	28,148,521.79	8,341,137.48	58,898,355.27	-	2,319,609,768.99	2,386,849,261.74	27,762.88	505,504.86	-	-
Central Office	7,110,672.61	-	-	-	7,110,672.61	1,129,910.11	13,587,117.20	-	89,439,468.84	104,155,496.15	27,762.88	221,655.82	-	-
NCR	1,164,463.19	-	-	26,332.12	1,190,795.31	74.92	2,398,768.09	-	128,875,903.08	131,274,746.09	-	25,220.81	-	-
CAR	1,365,093.98	4,123.24	-	-	1,369,217.22	376,492.21	1,650,443.48	-	213,126,818.07	215,153,753.76	-	-	-	-
Region I	1,426,192.08	-	-	-	1,426,192.08	197,903.41	3,486,941.26	-	146,062,875.72	149,747,720.39	-	2,029.54	-	-
Region II	1,571,834.79	161,738.50	-	-	1,733,573.29	3,562.94	3,859,281.55	-	140,739,675.86	144,602,520.35	-	50.00	-	-
Region III	1,292,915.85	112.74	-	20,833.23	1,313,861.82	326,757.64	3,261,667.98	-	200,697,644.79	204,286,070.41	-	62.50	-	-
Region IV-A	2,109,001.74	10,421.78	-	-	2,119,423.52	891,311.64	2,513,780.04	-	123,606,388.43	127,011,480.11	-	6,496.88	-	-
Region IV-B	1,312,366.48	31,840.82	-	402.53	1,344,609.83	6,562.23	768,812.33	-	65,070,383.52	65,845,758.08	-	243,288.47	-	-
Region V	1,499,931.02	19,314.54	-	4,735.06	1,523,980.62	495,351.96	4,208,876.69	-	270,294,556.16	274,998,784.81	-	715.13	-	-
Region VI	1,779,578.49	2,772.18	-	-	1,782,350.67	152,665.91	3,175,316.71	-	206,329,411.49	209,657,394.11	-	-	-	-

PAYABLE		TOTAL (17=11+16)	SUB-TOTAL (18=6+17)	TRUST LIABILITIES				TOTAL				REMARKS (28)	
CO (15)	Sub-Total (16=12+13+14+15)			PS (19)	MOOE (20)	CO (21)	TOTAL (22=19+20+21)	PS (23)	MOOE (24)	Fin. Exp. (25)	CO (26)		TOTAL (27=23+24+25+26)
2,496,523.43	124,931,481.77	44,805,368,890.38	45,318,013,366.94	1,418,895.81	152,101.05	138,262,450.02	139,833,446.88	807,015,309.78	899,776,609.49	-	43,751,054,894.55	45,457,846,813.82	
9,323,158.48	13,030,647.83	1,365,895,893.18	1,481,435,853.76	161,084.05	-	30,943,115.46	31,104,199.51	173,321,921.62	64,625,582.35	-	1,274,592,549.30	1,512,540,053.27	
-	776,264.88	326,592,949.03	326,673,378.29	-	-	-	-	827,351.08	9,207,591.37	-	316,638,435.84	326,673,378.29	
551,429.81	551,916.84	11,670,896.10	18,249,005.73	-	-	140,381.58	140,381.58	11,737,591.01	3,817,170.54	-	2,834,625.76	18,389,387.31	
78,323.76	78,323.76	6,292,304.54	13,269,453.34	-	-	-	-	10,621,746.47	495,048.51	-	2,152,658.36	13,269,453.34	
1,062,761.54	1,104,223.11	16,801,326.96	21,675,067.76	-	-	-	-	5,936,471.30	180,233.56	-	15,558,362.90	21,675,067.76	
68,671.95	68,671.95	3,953,256.79	5,144,083.77	-	-	515,827.29	515,827.29	1,404,188.77	50,892.12	-	4,204,830.17	5,659,911.06	
1,045,954.21	1,052,216.71	9,192,374.32	22,862,651.04	-	-	5,922,923.77	5,922,923.77	16,236,637.27	1,084,563.94	-	11,464,373.60	28,785,574.81	
241,761.15	339,214.27	37,495,641.38	43,698,939.72	-	-	-	-	10,458,460.68	2,630,158.10	-	30,610,320.94	43,698,939.72	
98,101.18	601,808.68	12,229,863.87	18,613,875.92	-	-	-	-	6,662,965.92	1,319,699.85	-	10,631,210.15	18,613,875.92	
315,002.72	336,844.08	87,745,814.22	97,266,495.99	-	-	2,806,378.56	2,806,378.56	15,427,807.36	6,935,491.38	-	77,709,575.81	100,072,874.55	
196,762.20	205,918.44	13,828,958.91	20,935,394.82	-	-	-	-	9,977,949.71	3,941,830.86	-	7,015,614.25	20,935,394.82	
1,726,662.13	3,694,701.31	659,173,691.95	673,039,682.80	-	-	-	-	19,370,181.63	19,281,789.49	-	634,387,711.68	673,039,682.80	
302,963.66	399,116.54	27,876,697.29	43,428,797.51	161,084.05	-	-	161,084.05	21,049,214.17	3,284,628.04	-	19,256,039.35	43,589,881.56	
-	-	20,465,182.72	21,249,139.93	-	-	-	-	2,497,324.25	2,380,882.59	-	16,370,933.09	21,249,139.93	
534,219.82	614,462.94	16,319,773.76	22,423,621.95	-	-	-	-	6,241,039.63	1,609,948.16	-	14,572,634.16	22,423,621.95	
2,717,172.25	2,776,936.78	81,515,546.63	84,901,749.98	-	-	841,978.10	841,978.10	9,911,971.71	962,811.23	-	74,868,945.14	85,743,728.08	
145,097.56	145,097.56	23,729,032.90	30,008,500.47	-	-	-	-	15,623,666.53	6,414,811.76	-	7,970,022.18	30,008,500.47	
238,274.54	284,929.98	11,012,581.81	17,996,014.74	-	-	20,715,626.16	20,715,626.16	9,337,354.13	1,028,030.85	-	28,346,255.92	38,711,640.90	
33,173,364.95	111,900,833.94	43,439,472,997.20	43,836,577,513.18	1,257,811.76	152,101.05	107,319,334.56	108,729,247.37	633,693,388.16	835,151,027.14	-	42,476,462,345.25	43,945,306,760.55	
4,186,426.93	4,866,652.37	857,735,571.87	911,460,018.66	-	-	-	-	66,036,883.98	24,190,123.01	-	821,233,011.67	911,460,018.66	
3,551,541.06	4,309,795.04	3,125,394,708.78	3,143,237,721.56	-	-	35,408,608.38	35,408,608.38	30,525,994.80	67,366,250.63	-	3,080,754,084.51	3,178,646,329.94	
435,224.63	435,224.63	1,867,329,095.18	1,890,592,492.88	-	-	-	-	29,590,133.47	30,017,711.94	-	1,830,984,647.47	1,890,592,492.88	
4,242,159.76	4,339,512.66	2,571,548,261.39	2,595,661,178.24	-	-	475,340.10	475,340.10	35,681,345.16	84,138,368.74	-	2,476,316,804.44	2,596,136,518.34	
1,414,419.54	1,437,700.97	2,027,531,313.60	2,060,165,761.38	-	-	3,019,011.40	3,019,011.40	51,273,552.34	49,412,964.23	-	1,962,498,256.21	2,063,184,772.78	
3,156,560.01	3,532,978.84	3,205,537,372.16	3,233,233,962.43	-	-	-	-	50,063,271.24	41,168,544.08	-	3,142,002,147.11	3,233,233,962.43	
3,093,684.85	3,457,506.30	3,013,665,908.87	3,044,142,982.72	-	-	-	-	50,007,386.72	55,398,465.92	-	2,938,737,130.08	3,044,142,982.72	
33,077,310.81	66,349,742.87	2,932,334,742.67	2,951,188,763.22	-	-	-	-	30,780,107.56	34,413,788.47	-	2,885,994,867.19	2,951,188,763.22	
558,620.08	2,302,277.55	5,002,519,287.62	5,031,447,576.07	294,195.06	152,101.05	6,475,215.38	6,921,511.49	49,585,831.76	80,131,423.92	-	4,908,651,831.88	5,038,369,087.56	
1,374,446.89	1,652,488.73	3,246,748,107.11	3,270,793,677.68	963,616.70	-	21,703,546.30	22,667,163.00	52,404,438.11	53,482,538.78	-	3,187,573,863.79	3,293,460,840.68	
3,590,029.73	3,817,821.49	2,111,689,219.61	2,126,041,351.63	-	-	-	-	24,620,888.24	67,958,317.86	-	2,033,462,145.53	2,126,041,351.63	
382,698.36	560,170.38	2,730,606,113.54	2,743,590,859.38	-	-	28,323,927.98	28,323,927.98	21,919,504.98	59,864,992.40	-	2,690,130,289.98	2,771,914,787.36	
721,906.33	721,906.33	1,966,389,871.14	1,988,892,163.28	-	-	-	-	39,274,010.92	30,310,129.53	-	1,919,308,022.83	1,988,892,163.28	
9,051,989.70	9,780,709.41	866,160,114.09	888,155,382.88	-	-	158,490.50	158,490.50	42,552,992.71	38,613,207.83	-	807,147,672.84	888,313,873.38	
4,336,346.27	4,336,346.27	3,802,635,912.10	3,820,414,685.27	-	-	-	-	22,324,369.79	29,704,112.92	-	3,768,386,202.56	3,820,414,685.27	
-	-	1,473,942,330.10	1,484,640,292.81	-	-	-	-	17,277,483.32	69,790,063.82	-	1,397,572,745.67	1,484,640,292.81	
-	-	2,637,705,067.37	2,652,918,643.09	-	-	11,755,194.52	11,755,194.52	19,775,193.06	19,190,023.06	-	2,625,708,621.49	2,664,673,837.61	
-	-	5,737,797.80	5,737,797.80	-	-	-	-	-	-	-	5,737,797.80	5,737,797.80	
-	-	5,737,797.80	5,737,797.80	-	-	-	-	-	-	-	5,737,797.80	5,737,797.80	
-	-	-	-	-	-	-	-	-	-	-	-	-	
-	-	-	-	-	-	-	-	-	-	-	-	-	
-	-	-	-	-	-	-	-	-	-	-	-	-	
-	-	-	-	-	-	-	-	-	-	-	-	-	
-	-	-	-	-	-	-	-	-	-	-	-	-	
-	-	-	-	-	-	-	-	-	-	-	-	-	
-	-	-	-	-	-	-	-	-	-	-	-	-	
-	-	-	-	-	-	-	-	-	-	-	-	-	
-	-	-	-	-	-	-	-	-	-	-	-	-	
-	-	-	-	-	-	-	-	-	-	-	-	-	
-	-	-	-	-	-	-	-	-	-	-	-	-	
-	-	-	-	-	-	-	-	-	-	-	-	-	
-	-	-	-	-	-	-	-	-	-	-	-	-	
-	-	-	-	-	-	-	-	-	-	-	-	-	
-	-	-	-	-	-	-	-	-	-	-	-	-	
-	-	-	-	-	-	-	-	-	-	-	-	-	
-	-	-	-	-	-	-	-	-	-	-	-	-	
-	-	-	-	-	-	-	-	-	-	-	-	-	
-	-	-	-	-	-	-	-	-	-	-	-	-	
-	-	-	-	-	-	-	-	-	-	-	-	-	
-	-	-	-	-	-	-	-	-	-	-	-	-	
-	-	-	-	-	-	-	-	-	-	-	-	-	
-	-	-	-	-	-	-	-	-	-	-	-	-	
-	-	-	-	-	-	-	-	-	-	-	-	-	
-	-	-	-	-	-	-	-	-	-	-	-	-	
-	-	-	-	-	-	-	-	-	-	-	-	-	
-	-	-	-	-	-	-	-	-	-	-	-	-	
-	-	-	-	-	-	-	-	-	-	-	-	-	
-	-	-	-	-	-	-	-	-	-	-	-	-	
-	-	-	-	-	-	-	-	-	-	-	-	-	
-	-	-	-	-	-	-	-	-	-	-	-	-	
-	-	-	-	-	-	-	-	-	-	-	-	-	
-	-	-	-	-	-	-	-	-	-	-	-	-	
-	-	-	-	-	-	-	-	-	-	-	-	-	
-	-	-	-	-	-	-	-	-	-	-	-	-	
-	-	-	-	-	-	-	-	-	-	-	-	-	
-	-	-	-	-	-	-	-	-	-	-	-	-	
-	-	-	-	-	-	-	-	-	-	-	-	-	
-	-	-	-	-	-	-	-	-	-	-	-	-	
-	-	-	-	-	-	-	-	-	-	-	-	-	
-	-	-	-	-	-	-	-	-	-				

Region IX	1,269,387.20	4,621.22	-	-	1,274,008.42	740,858.27	1,646,357.99	-	93,516,044.55	95,903,260.81	-	-	3,976.00
Region X	1,259,201.48	3,541.58	-	-	1,262,743.06	189,594.19	1,502,429.21	-	41,674,797.10	43,366,820.50	-	295.80	69,242.00
Region XI	1,181,654.94	-	-	-	1,181,654.94	1,669.14	1,415,137.93	-	96,247,717.30	97,664,524.37	-	214.17	72,104.00
Region XII	232,608.53	-	-	-	232,608.53	1,538,227.68	4,997,904.49	-	101,704,444.07	108,240,576.24	-	-	-
Region XIII	233,067.32	-	-	-	233,067.32	1,915,691.59	1,323,937.10	-	64,971,951.12	68,211,579.81	-	-	4,640.00
NCAA	-	-	-	50,226,315.90	50,226,315.90	-	-	-	640,723,991.90	640,723,991.90	-	-	-
Central Office	-	-	-	50,226,315.90	50,226,315.90	-	-	-	640,723,991.90	640,723,991.90	-	-	-
NCR	-	-	-	-	-	-	-	-	-	-	-	-	-
CAR	-	-	-	-	-	-	-	-	-	-	-	-	-
Region I	-	-	-	-	-	-	-	-	-	-	-	-	-
Region II	-	-	-	-	-	-	-	-	-	-	-	-	-
Region III	-	-	-	-	-	-	-	-	-	-	-	-	-
Region IV-A	-	-	-	-	-	-	-	-	-	-	-	-	-
Region IV-B	-	-	-	-	-	-	-	-	-	-	-	-	-
Region V	-	-	-	-	-	-	-	-	-	-	-	-	-
Region VI	-	-	-	-	-	-	-	-	-	-	-	-	-
Region VII	-	-	-	-	-	-	-	-	-	-	-	-	-
Region VIII	-	-	-	-	-	-	-	-	-	-	-	-	-
Region IX	-	-	-	-	-	-	-	-	-	-	-	-	-
Region X	-	-	-	-	-	-	-	-	-	-	-	-	-
Region XI	-	-	-	-	-	-	-	-	-	-	-	-	-
Region XII	-	-	-	-	-	-	-	-	-	-	-	-	-
Region XIII	-	-	-	-	-	-	-	-	-	-	-	-	-
TOTAL - CO/R O s	526,647,020.39	8,205,095.12	-	56,167,198.74	591,019,314.25	312,985,850.93	940,279,811.02	-	46,460,482,798.10	47,713,748,460.05	2,178,684.14	10,789,541.94	116,127,198.02
Central Office	60,560,111.11	27,946.10	-	50,553,807.35	111,141,864.56	13,782,900.90	46,262,200.93	-	1,869,258,787.67	1,929,303,889.50	789,568.65	916,340.37	4,221,605.30
NCR	24,722,969.15	-	-	888,948.57	25,611,917.72	18,705,154.77	72,823,448.25	-	3,171,950,036.07	3,263,478,639.09	-	783,961.82	4,305,363.00
CAR	31,269,953.30	339,810.42	-	-	31,609,763.72	10,683,512.83	31,827,516.75	-	2,045,750,575.51	2,088,261,605.09	-	-	519,649.20
Region I	29,695,814.91	717,034.82	-	-	30,412,849.73	13,546,097.04	86,949,694.27	-	2,632,157,781.66	2,732,653,572.97	-	140,844.01	5,321,468.50
Region II	32,513,137.75	3,045,710.30	-	-	35,558,848.05	21,740,001.09	50,415,884.67	-	2,102,424,832.06	2,174,580,717.82	-	23,331.43	1,492,967.30
Region III	41,507,432.92	632,975.75	-	540,320.14	42,680,728.81	26,412,149.08	44,499,231.66	-	3,343,519,240.60	3,414,430,621.34	-	382,743.83	4,271,778.30
Region IV-A	38,469,105.84	330,689.87	-	-	38,799,795.71	24,997,054.94	59,760,861.40	-	3,089,618,393.45	3,174,376,309.79	-	467,771.45	3,484,908.30
Region IV-B	25,851,197.91	559,600.77	-	171,843.75	26,582,642.43	12,910,804.28	32,198,401.14	-	2,898,349,607.65	2,943,458,813.07	-	4,019,428.03	66,099,938.10
Region V	35,945,994.78	422,020.53	-	3,604,935.53	39,972,950.84	29,379,616.77	90,344,601.51	-	5,242,900,546.64	5,362,624,764.92	1,389,115.49	377,098.57	894,948.70
Region VI	32,730,482.40	203,874.75	-	-	32,934,357.15	30,620,533.12	60,111,385.70	-	3,377,644,134.14	3,468,376,052.96	-	287,198.08	1,588,606.20
Region VII	29,546,859.57	199,273.30	-	-	29,746,132.87	16,343,955.30	90,216,719.62	-	2,840,432,207.94	2,946,992,882.86	-	2,195,830.94	5,327,155.60
Region VIII	29,681,049.06	123,700.88	-	253,848.67	30,058,598.61	14,639,616.11	66,489,754.28	-	2,839,479,435.17	2,920,608,805.56	-	279,100.64	703,839.10
Region IX	24,467,404.97	86,262.80	-	6,590.00	24,560,257.77	19,314,175.67	34,255,728.53	-	2,028,466,504.14	2,082,036,408.34	-	-	725,882.70
Region X	27,962,635.67	1,252,319.64	-	146,904.73	29,361,860.04	22,280,192.34	39,667,844.31	-	853,503,499.35	915,451,536.00	-	809,258.63	9,655,451.80
Region XI	22,346,631.46	-	-	-	22,346,631.46	11,073,034.12	32,022,297.55	-	3,931,607,368.38	3,974,702,700.05	-	59,978.70	7,125,622.70
Region XII	16,948,881.43	261,157.38	-	-	17,210,038.81	17,723,104.63	80,941,622.69	-	1,507,102,114.36	1,605,766,841.68	-	-	145,097.50
Region XIII	22,427,358.16	2,717.81	-	-	22,430,075.97	8,833,947.94	21,492,617.76	-	2,686,317,733.31	2,716,644,299.01	-	46,655.44	242,915.10
TOTAL	526,647,020.39	8,205,095.12	-	56,167,198.74	591,019,314.25	312,985,850.93	940,279,811.02	-	46,460,482,798.10	47,713,748,460.05	2,178,684.14	10,789,541.94	116,127,198.02

SUMMARY:

	Previous Report	This Month (January 2019)	As of Date
Total Disbursement Authorities Received	33,070,859.93	93,769,249,404.99	93,802,320,264.92
NCA/NTA (Adj)	-	90,644,990,645.30	90,644,990,645.30
Trust Fund	-	-	-
Working Fund (Adj)	33,070,859.93	5,737,797.80	38,808,657.73
TRA (Adj)	-	2,427,570,654.09	2,427,570,654.09
CDC	-	-	-
NCAA	-	690,950,307.80	690,950,307.80
Others (CDT, BTr, Docs Stamp, etc.)	-	-	-
Less: Notice of Transfer Allocations (NTA) Issued (Adj)	-	(42,014,650,632.61)	(42,014,650,632.61)
Fund Transfers- Trust Account	-	-	-
Total Disbursements Authorities Available	33,070,859.93	51,754,598,772.38	51,787,669,632.31
Less: Lapsed NCA	-	-	-
Disbursements (Adj)*	-	(48,582,105,573.51)	(48,582,105,573.51)
Balance of Disbursements Authorities as of to date	33,070,859.93	3,172,493,198.87	3,205,564,058.80

* Amounts should tally

Prepared by:

FARHA K. KARIM
Accountant III

Date:

Certified correct by:

MARY ANTOINETTE Z. PUNO
Department Chief Accountant

Date:

Recommending approval by:

Date:

[illegible]

	Previous Report	This Month (January 2019)	As of Date
Total Cash Disbursement Program	-	63,145,708,000.00	63,145,708,000.00
Less: Actual Cash Disbursements	-	48,582,105,573.51	48,582,105,573.51
(Over)/Under Spending	-	14,563,602,426.49	14,563,602,426.49

MARICHU A. PALAFOX, CESO III
Director IV, Finance Service

Approved by:

ARDELIZA R. MEDENILLA, MNSA, CESO I
Undersecretary for Support Services

Date: